



Sunshine Coast QLD Professional

Race 8: TAB Class 2 Handicap - 1400m

20 January 2023 - 21:05



Track Rating: Soft 5, Weather: Overcast, Rail Position: +9m

Section	Field Times	Overall	1200m	1000m	800m	600m	400m	Last 600m				
		1:26.48 (0:13.77)	1:12.71 (0:11.48)	1:01.23 (0:12.61)	0:48.62 (0:12.88)	0:35.74 (0:12.34)	0:23.40 (0:11.56)	0:35.74				
Rank	TAB Horse/Jockey	Barrier	Top Speed [km/h]	Fastest Section	Overall	1200m	1000m	800m	600m	400m	Last 600m	Distance Travelled [m]
1	5 MIDNIGHT RAMBLER Samantha Collett	7	65.7 400m	0:11.34 400m	1:26.48 [1] (0:14.12)	1:12.36 [5] (0:11.62)	1:00.74 [4] (0:12.53)	0:48.21 [4] (0:12.81)	0:35.40 [4] (0:12.22)	0:23.18 [3] (0:11.34)	0:35.40	
2	2 JOLLY RUPERT Taylor Marshall	3	65.3 400m	0:11.22 400m	1:26.50 [2] (0:14.43)	1:12.07 [6] (0:11.48)	1:00.59 [6] (0:12.45)	0:48.14 [5] (0:12.87)	0:35.27 [5] (0:12.25)	0:23.02 [5] (0:11.22)	0:35.27	+3
3	1 PATTON Ben Thompson	2	63.7 Overall	0:11.53 400m	1:26.70 [3] (0:13.81)	1:12.89 [2] (0:11.77)	1:01.12 [3] (0:12.55)	0:48.57 [3] (0:12.84)	0:35.73 [3] (0:12.29)	0:23.44 [4] (0:11.53)	0:35.73	-3
3	9 YES TO EXCESS Stephanie Thornton	11	66.3 1200m	0:11.48 1200m	1:26.70 [3] (0:13.77)	1:12.93 [1] (0:11.48)	1:01.45 [1] (0:12.61)	0:48.84 [1] (0:12.88)	0:35.96 [1] (0:12.34)	0:23.62 [1] (0:11.57)	0:35.96	-3
5	11 KABOOM Kyle Wilson-Taylor	4	66.4 1200m	0:11.34 400m	1:26.81 [5] (0:14.04)	1:12.77 [4] (0:11.72)	1:01.05 [5] (0:12.64)	0:48.41 [6] (0:12.81)	0:35.60 [6] (0:12.29)	0:23.31 [6] (0:11.34)	0:35.60	-3
6	6 CHAMPAGNE POP Jaden Lloyd	12	64.5 400m	0:11.35 400m	1:27.06 [6] (0:14.76)	1:12.30 [8] (0:11.51)	1:00.79 [8] (0:12.31)	0:48.48 [8] (0:12.77)	0:35.71 [7] (0:12.38)	0:23.33 [8] (0:11.35)	0:35.71	-3
7	4 ELEGANT DROVER Tiffani Brooker	13	65.2 400m	0:11.31 400m	1:27.20 [7] (0:14.54)	1:12.66 [7] (0:11.52)	1:01.14 [7] (0:12.51)	0:48.63 [7] (0:12.89)	0:35.74 [8] (0:12.20)	0:23.54 [7] (0:11.31)	0:35.74	+2
8	13 DANEROCK Nathan Thomas	10	64.5 1200m	0:11.55 1200m	1:27.34 [8] (0:13.92)	1:13.42 [3] (0:11.55)	1:01.87 [2] (0:12.53)	0:49.34 [2] (0:12.79)	0:36.55 [2] (0:12.33)	0:24.22 [2] (0:11.66)	0:36.55	-1

Scratched: Michigan (#3), Without Shame (#10), Winston Smurfhill (#8), Conismo (#12), Fastling (#7)

[] Ranking at each section and finish
 -:-:- No data available at this section
 NA No data available

SCN Saddle cloth number
 DNF Did not finish
 DNT Did not track



Sunshine Coast QLD Professional

Race 8: TAB Class 2 Handicap - 1400m

20 January 2023 - 21:05



Track Rating: Soft 5, Weather: Overcast, Rail Position: +9m

Section							200m			Last 600m
Field Times							0:11.84			0:35.74
							(0:11.84)			
Rank	TAB	Horse/Jockey	Barrier	Top Speed [km/h]	Fastest Section	Margin			Distance Travelled [m]	
1	5	MIDNIGHT RAMBLER Samantha Collett	7	65.7 400m	0:11.34 400m	0:11.84 [2] (0:11.84)	1:26.48			0:35.40
2	2	JOLLY RUPERT Taylor Marshall	3	65.3 400m	0:11.22 400m	0:11.80 [3] (0:11.80)	0.1L			0:35.27 +3
3	1	PATTON Ben Thompson	2	63.7 Overall	0:11.53 400m	0:11.91 [5] (0:11.91)	1.1L			0:35.73 -3
3	9	YES TO EXCESS Stephanie Thornton	11	66.3 1200m	0:11.48 1200m	0:12.05 [1] (0:12.05)	1.1L			0:35.96 -3
5	11	KABOOM Kyle Wilson-Taylor	4	66.4 1200m	0:11.34 400m	0:11.97 [6] (0:11.97)	1.6L			0:35.60 -3
6	6	CHAMPAGNE POP Jaden Lloyd	12	64.5 400m	0:11.35 400m	0:11.98 [8] (0:11.98)	2.9L			0:35.71 -3
7	4	ELEGANT DROVER Tiffani Brooker	13	65.2 400m	0:11.31 400m	0:12.23 [7] (0:12.23)	3.7L			0:35.74 +2
8	13	DANEROCK Nathan Thomas	10	64.5 1200m	0:11.55 1200m	0:12.56 [4] (0:12.56)	4.5L			0:36.55 -1

Scratched: Michigan (#3), Without Shame (#10), Winston Smurfhill (#8), Conismo (#12), Fastling (#7)



Horse/Jockey Name	Midnight Rambler
Final Rank	1
Fastest Section Time (Section)	0:11.34 (400m)
Top Speed [km/h] (Section)	65.7 (400m)
Race State	Finished



Sunshine Coast QLD Professional

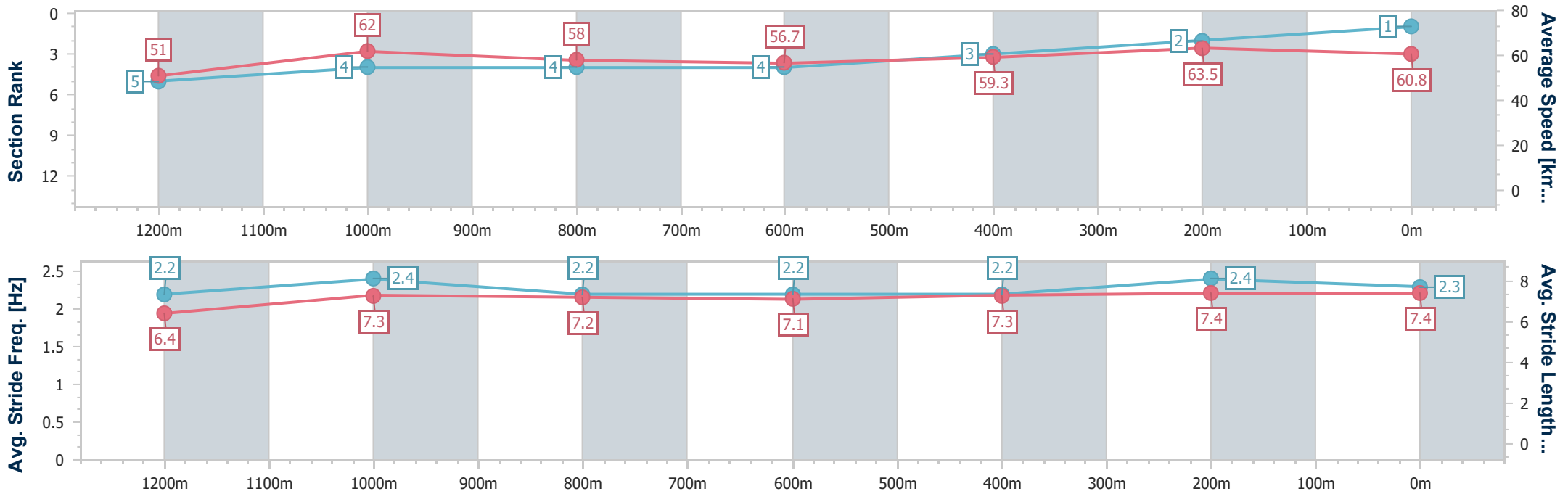
Race 8: TAB Class 2 Handicap - 1400m

20 January 2023 - 21:05



Track Rating: Soft 5, Weather: Overcast, Rail Position: +9m

Section	Overall	1200m	1000m	800m	600m	400m	200m
Section Times	1:26.48 [1] (0:14.12)	1:12.36 [5] (0:11.62)	1:00.74 [4] (0:12.53)	0:48.21 [4] (0:12.81)	0:35.40 [4] (0:12.22)	0:23.18 [3] (0:11.34)	0:11.84 [2] (0:11.84)
Average Speed [km/h]	51.0	62.0	58.0	56.7	59.3	63.5	60.8
Top Speed [km/h]	63.7	63.9	59.6	57.7	61.9	65.7	63.7
Avg. Dist. to Rail [m]	4.3	3.4	3.0	1.8	1.1	1.5	2.2
Avg. Stride Freq. [Hz]	2.2	2.4	2.2	2.2	2.2	2.4	2.3
Avg. Stride Length [m]	6.4	7.3	7.2	7.1	7.3	7.4	7.4



- [] Ranking at each section and finish
- .-.- No data available at this section
- NA No data available



Horse/Jockey Name	Jolly Rupert
Final Rank	2
Fastest Section Time (Section)	0:11.22 (400m)
Top Speed [km/h] (Section)	65.3 (400m)
Race State	Finished



Sunshine Coast QLD Professional

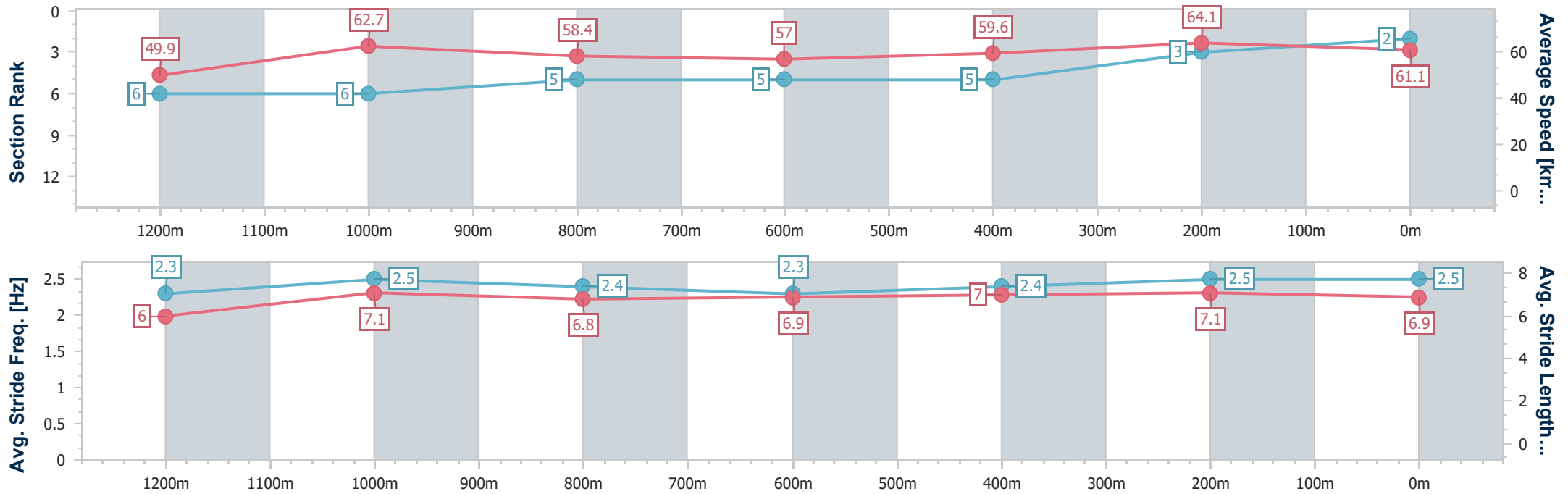
Race 8: TAB Class 2 Handicap - 1400m

20 January 2023 - 21:05



Track Rating: Soft 5, Weather: Overcast, Rail Position: +9m

Section	Overall	1200m	1000m	800m	600m	400m	200m
Section Times	1:26.50 [2] (0:14.43)	1:12.07 [6] (0:11.48)	1:00.59 [6] (0:12.45)	0:48.14 [5] (0:12.87)	0:35.27 [5] (0:12.25)	0:23.02 [5] (0:11.22)	0:11.80 [3] (0:11.80)
Average Speed [km/h]	49.9	62.7	58.4	57.0	59.6	64.1	61.1
Top Speed [km/h]	62.1	63.8	60.4	57.8	62.3	65.3	63.3
Avg. Dist. to Rail [m]	3.3	3.1	3.0	2.9	2.6	3.0	3.0
Avg. Stride Freq. [Hz]	2.3	2.5	2.4	2.3	2.4	2.5	2.5
Avg. Stride Length [m]	6.0	7.1	6.8	6.9	7.0	7.1	6.9



- [] Ranking at each section and finish
- .-.- No data available at this section
- NA No data available



Horse/Jockey Name	Yes To Excess
Final Rank	3
Fastest Section Time (Section)	0:11.48 (1200m)
Top Speed [km/h] (Section)	66.3 (1200m)
Race State	Finished



Sunshine Coast QLD Professional

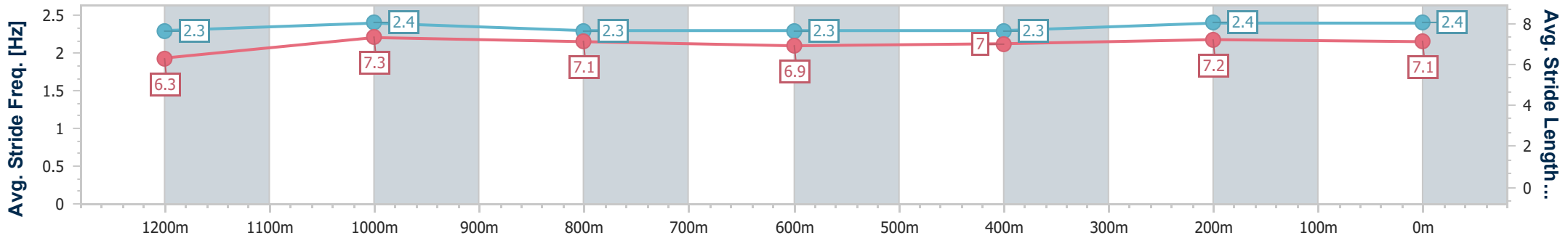
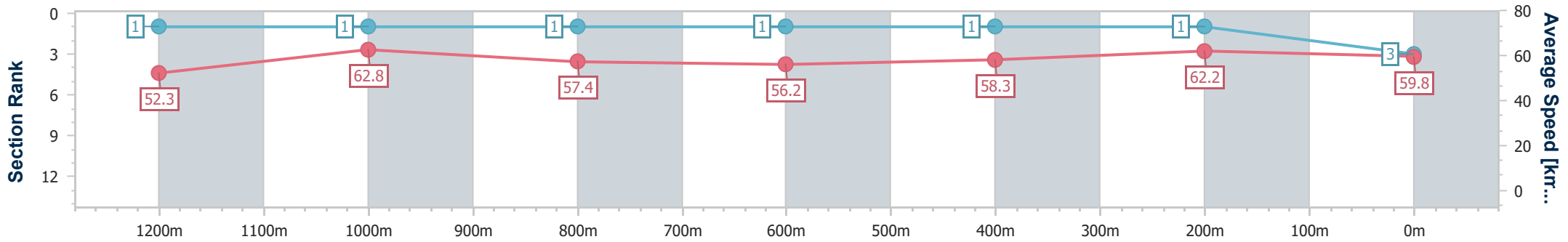
Race 8: TAB Class 2 Handicap - 1400m

20 January 2023 - 21:05



Track Rating: Soft 5, Weather: Overcast, Rail Position: +9m

Section	Overall	1200m	1000m	800m	600m	400m	200m
Section Times	1:26.70 [3] (0:13.77)	1:12.93 [1] (0:11.48)	1:01.45 [1] (0:12.61)	0:48.84 [1] (0:12.88)	0:35.96 [1] (0:12.34)	0:23.62 [1] (0:11.57)	0:12.05 [1] (0:12.05)
Average Speed [km/h]	52.3	62.8	57.4	56.2	58.3	62.2	59.8
Top Speed [km/h]	66.2	66.3	59.2	56.7	61.8	62.7	62.1
Avg. Dist. to Rail [m]	7.0	3.1	1.9	0.8	0.1	0.4	0.8
Avg. Stride Freq. [Hz]	2.3	2.4	2.3	2.3	2.3	2.4	2.4
Avg. Stride Length [m]	6.3	7.3	7.1	6.9	7.0	7.2	7.1



- [] Ranking at each section and finish
- .-.-.- No data available at this section
- NA No data available



Horse/Jockey Name	Patton
Final Rank	3
Fastest Section Time (Section)	0:11.53 (400m)
Top Speed [km/h] (Section)	63.7 (Overall)
Race State	Finished



Sunshine Coast QLD Professional

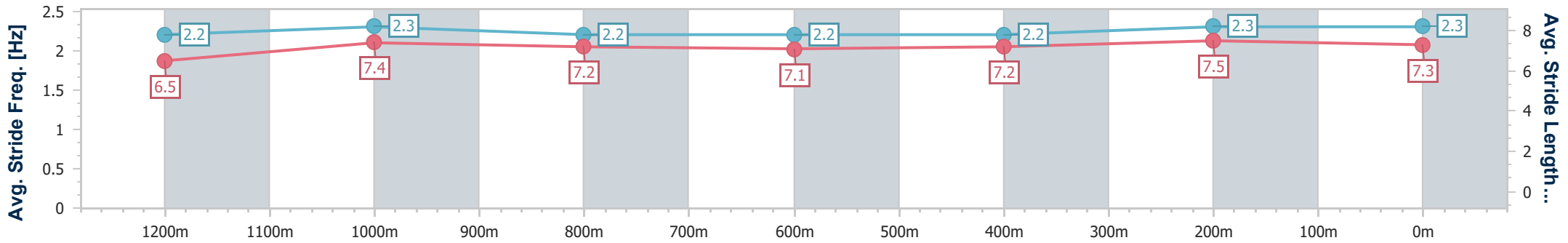
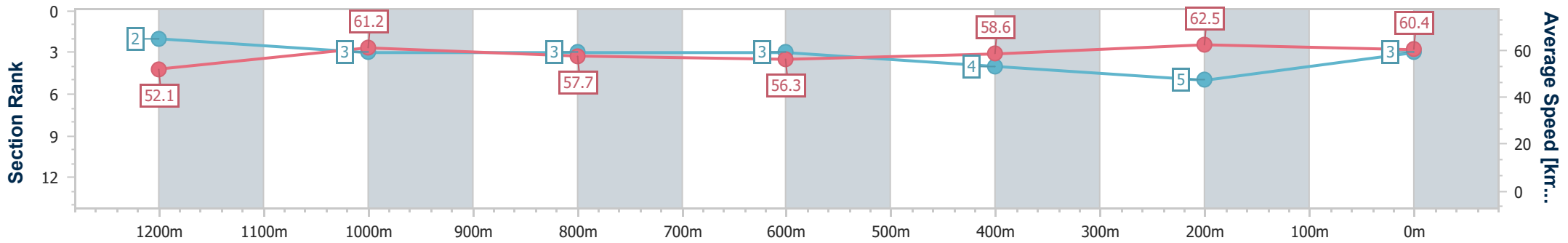
Race 8: TAB Class 2 Handicap - 1400m

20 January 2023 - 21:05

Track Rating: Soft 5, Weather: Overcast, Rail Position: +9m



Section	Overall	1200m	1000m	800m	600m	400m	200m
Section Times	1:26.70 [3] (0:13.81)	1:12.89 [2] (0:11.77)	1:01.12 [3] (0:12.55)	0:48.57 [3] (0:12.84)	0:35.73 [3] (0:12.29)	0:23.44 [4] (0:11.53)	0:11.91 [5] (0:11.91)
Average Speed [km/h]	52.1	61.2	57.7	56.3	58.6	62.5	60.4
Top Speed [km/h]	63.7	63.0	58.9	56.8	61.5	63.1	62.2
Avg. Dist. to Rail [m]	2.2	2.2	2.0	0.8	0.1	0.1	0.4
Avg. Stride Freq. [Hz]	2.2	2.3	2.2	2.2	2.2	2.3	2.3
Avg. Stride Length [m]	6.5	7.4	7.2	7.1	7.2	7.5	7.3



- [] Ranking at each section and finish
- .-.- No data available at this section
- NA No data available



Horse/Jockey Name	Kaboom
Final Rank	5
Fastest Section Time (Section)	0:11.34 (400m)
Top Speed [km/h] (Section)	66.4 (1200m)
Race State	Finished



Sunshine Coast QLD Professional

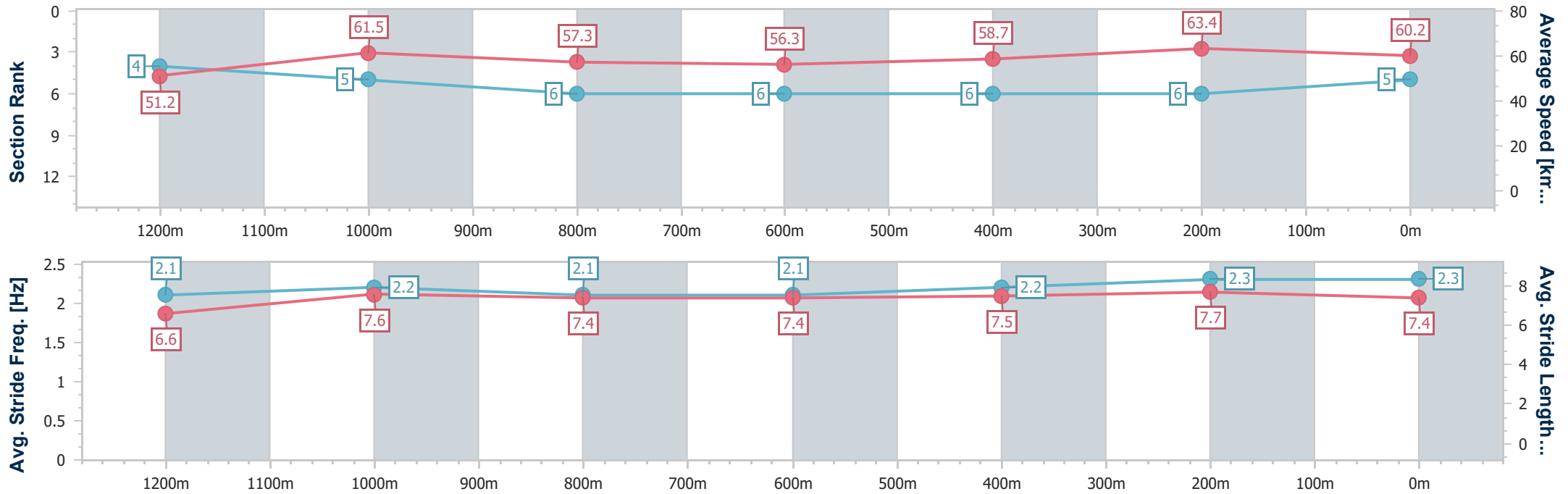
Race 8: TAB Class 2 Handicap - 1400m

20 January 2023 - 21:05



Track Rating: Soft 5, Weather: Overcast, Rail Position: +9m

Section	Overall	1200m	1000m	800m	600m	400m	200m
Section Times	1:26.81 [5] (0:14.04)	1:12.77 [4] (0:11.72)	1:01.05 [5] (0:12.64)	0:48.41 [6] (0:12.81)	0:35.60 [6] (0:12.29)	0:23.31 [6] (0:11.34)	0:11.97 [6] (0:11.97)
Average Speed [km/h]	51.2	61.5	57.3	56.3	58.7	63.4	60.2
Top Speed [km/h]	63.2	66.4	59.6	56.7	62.2	64.6	62.4
Avg. Dist. to Rail [m]	3.5	2.1	1.8	0.5	0.1	1.3	2.9
Avg. Stride Freq. [Hz]	2.1	2.2	2.1	2.1	2.2	2.3	2.3
Avg. Stride Length [m]	6.6	7.6	7.4	7.4	7.5	7.7	7.4



- [] Ranking at each section and finish
- .-.- No data available at this section
- NA No data available



Horse/Jockey Name	Champagne Pop
Final Rank	6
Fastest Section Time (Section)	0:11.35 (400m)
Top Speed [km/h] (Section)	64.5 (400m)
Race State	Finished



Sunshine Coast QLD Professional

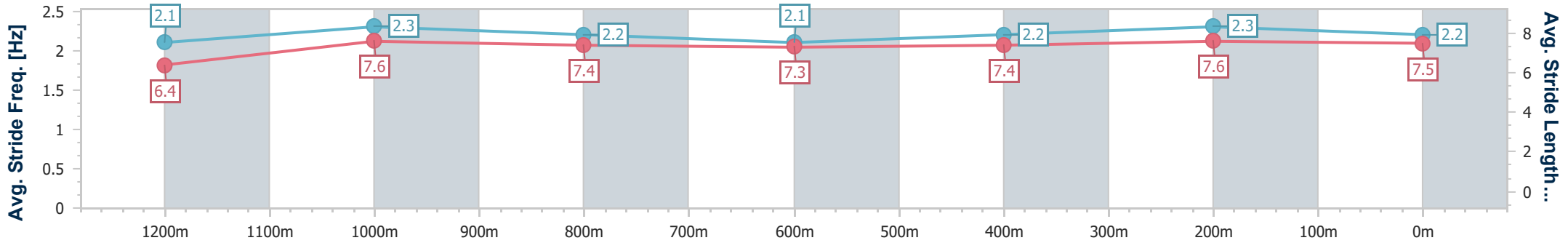
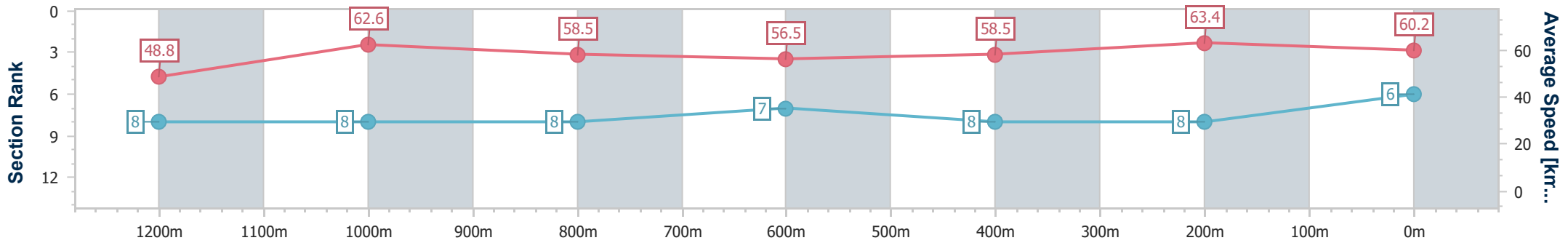
Race 8: TAB Class 2 Handicap - 1400m

20 January 2023 - 21:05

Track Rating: Soft 5, Weather: Overcast, Rail Position: +9m



Section	Overall	1200m	1000m	800m	600m	400m	200m
Section Times	1:27.06 [6] (0:14.76)	1:12.30 [8] (0:11.51)	1:00.79 [8] (0:12.31)	0:48.48 [8] (0:12.77)	0:35.71 [7] (0:12.38)	0:23.33 [8] (0:11.35)	0:11.98 [8] (0:11.98)
Average Speed [km/h]	48.8	62.6	58.5	56.5	58.5	63.4	60.2
Top Speed [km/h]	61.8	63.3	62.6	57.4	61.8	64.5	62.4
Avg. Dist. to Rail [m]	5.5	1.6	0.5	0.5	1.0	1.0	2.1
Avg. Stride Freq. [Hz]	2.1	2.3	2.2	2.1	2.2	2.3	2.2
Avg. Stride Length [m]	6.4	7.6	7.4	7.3	7.4	7.6	7.5



- [] Ranking at each section and finish
- .-.- No data available at this section
- NA No data available



Horse/Jockey Name	Elegant Drover
Final Rank	7
Fastest Section Time (Section)	0:11.31 (400m)
Top Speed [km/h] (Section)	65.2 (400m)
Race State	Finished



Sunshine Coast QLD Professional

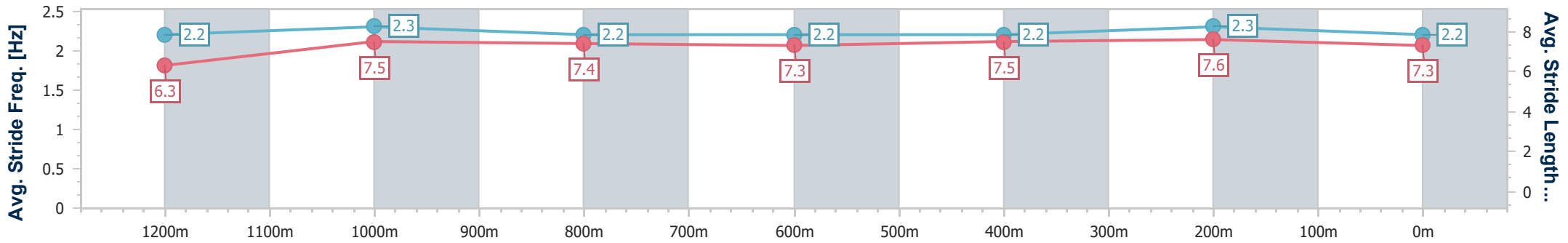
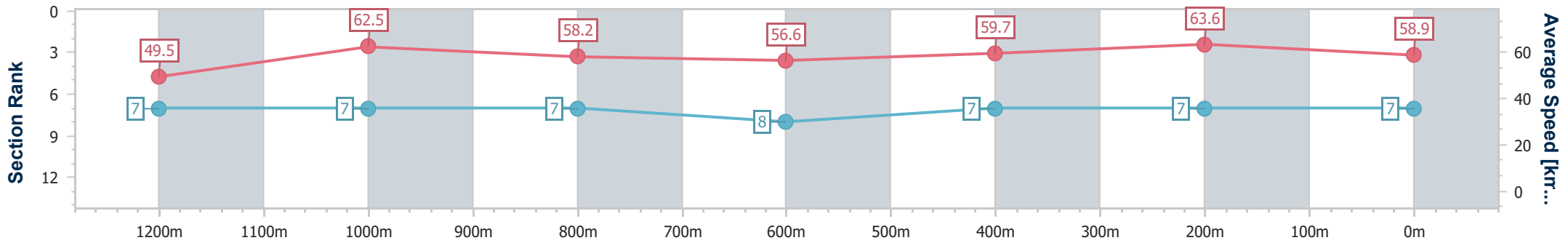
Race 8: TAB Class 2 Handicap - 1400m

20 January 2023 - 21:05

Track Rating: Soft 5, Weather: Overcast, Rail Position: +9m



Section	Overall	1200m	1000m	800m	600m	400m	200m
Section Times	1:27.20 [7] (0:14.54)	1:12.66 [7] (0:11.52)	1:01.14 [7] (0:12.51)	0:48.63 [7] (0:12.89)	0:35.74 [8] (0:12.20)	0:23.54 [7] (0:11.31)	0:12.23 [7] (0:12.23)
Average Speed [km/h]	49.5	62.5	58.2	56.6	59.7	63.6	58.9
Top Speed [km/h]	61.8	64.2	60.4	57.9	62.7	65.2	63.2
Avg. Dist. to Rail [m]	6.8	3.9	3.3	2.5	1.7	3.6	4.4
Avg. Stride Freq. [Hz]	2.2	2.3	2.2	2.2	2.2	2.3	2.2
Avg. Stride Length [m]	6.3	7.5	7.4	7.3	7.5	7.6	7.3



- [] Ranking at each section and finish
- .-.- No data available at this section
- NA No data available



Horse/Jockey Name	Danerock
Final Rank	8
Fastest Section Time (Section)	0:11.55 (1200m)
Top Speed [km/h] (Section)	64.5 (1200m)
Race State	Finished



Sunshine Coast QLD Professional

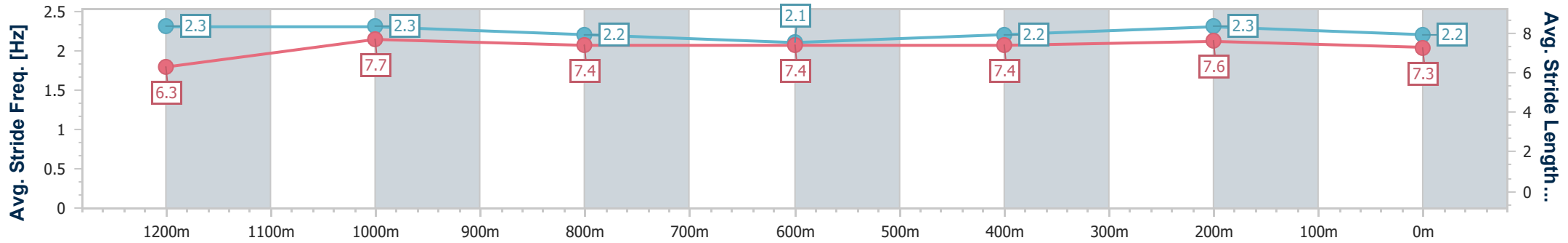
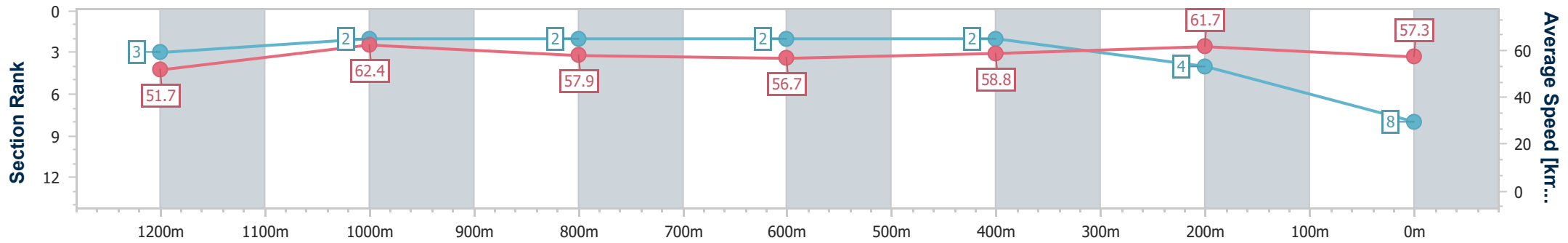
Race 8: TAB Class 2 Handicap - 1400m

20 January 2023 - 21:05



Track Rating: Soft 5, Weather: Overcast, Rail Position: +9m

Section	Overall	1200m	1000m	800m	600m	400m	200m
Section Times	1:27.34 [8] (0:13.92)	1:13.42 [3] (0:11.55)	1:01.87 [2] (0:12.53)	0:49.34 [2] (0:12.79)	0:36.55 [2] (0:12.33)	0:24.22 [2] (0:11.66)	0:12.56 [4] (0:12.56)
Average Speed [km/h]	51.7	62.4	57.9	56.7	58.8	61.7	57.3
Top Speed [km/h]	64.5	64.5	59.9	57.6	61.2	63.2	60.5
Avg. Dist. to Rail [m]	6.0	3.7	3.0	1.2	1.0	1.3	1.5
Avg. Stride Freq. [Hz]	2.3	2.3	2.2	2.1	2.2	2.3	2.2
Avg. Stride Length [m]	6.3	7.7	7.4	7.4	7.4	7.6	7.3



- [] Ranking at each section and finish
- .-.- No data available at this section
- NA No data available