



Doomben QLD Professional

Race 4: BRC MEMBERSHIP PLUS BENCHMARK 78 Handicap - 2020m

21 January 2023 - 14:08



BRISBANE
RACING CLUB

Track Rating: Good 4, Weather: Fine, Rail Position: +2.5m Entire Course

Section		Overall	1800m	1600m	1400m	1200m	1000m	800m	Last 600m				
Field Times		2:03.33 (0:14.84)	1:48.49 (0:10.60)	1:37.89 (0:11.16)	1:26.73 (0:12.36)	1:14.37 (0:12.99)	1:01.38 (0:13.54)	0:47.84 (0:12.74)	0:35.10				
Rank	TAB Horse/Jockey	Barrier	Top Speed [km/h]	Fastest Section									Distance Travelled [m]
1	11 MILITARY GAMBLER Kyle Wilson-Taylor	11	69.4 1800m	0:10.65 1800m	2:03.33 [1] (0:14.95)	1:48.38 [3] (0:10.65)	1:37.73 [4] (0:11.58)	1:26.15 [4] (0:12.54)	1:13.61 [4] (0:12.87)	1:00.74 [4] (0:13.36)	0:47.38 [4] (0:12.72)	0:34.66	
2	3 ASHGROVE Ryan Maloney	6	67.2 1800m	0:10.94 1800m	2:03.35 [2] (0:15.14)	1:48.21 [7] (0:10.94)	1:37.27 [7] (0:11.71)	1:25.56 [7] (0:12.23)	1:13.33 [7] (0:12.88)	1:00.45 [7] (0:13.49)	0:46.96 [7] (0:12.60)	0:34.36	+4
3	12 AQUA ALTA Samantha Collett	4	68.1 1800m	0:10.76 1800m	2:03.66 [3] (0:15.06)	1:48.60 [6] (0:10.76)	1:37.84 [5] (0:11.65)	1:26.19 [6] (0:12.46)	1:13.73 [6] (0:12.88)	1:00.85 [6] (0:13.39)	0:47.46 [5] (0:12.65)	0:34.81	+0
4	5 HEAD OF STATE Jim Byrne	16	67.3 1800m	0:10.97 1800m	2:03.77 [4] (0:15.70)	1:48.07 [10] (0:10.97)	1:37.10 [10] (0:11.62)	1:25.48 [10] (0:12.00)	1:13.48 [10] (0:13.11)	1:00.37 [10] (0:13.40)	0:46.97 [12] (0:12.54)	0:34.43	+1
5	2 AMERICAN SAINT Angela Jones	7	68.9 1800m	0:10.88 1800m	2:03.86 [5] (0:14.99)	1:48.87 [5] (0:10.88)	1:37.99 [6] (0:11.57)	1:26.42 [5] (0:12.30)	1:14.12 [5] (0:12.97)	1:01.15 [5] (0:13.53)	0:47.62 [6] (0:12.59)	0:35.03	+1
6	6 NAMAKWA Georgina Cartwright	15	68.6 1800m	0:10.72 1800m	2:03.88 [6] (0:14.85)	1:49.03 [2] (0:10.72)	1:38.31 [3] (0:11.48)	1:26.83 [3] (0:12.45)	1:14.38 [3] (0:12.97)	1:01.41 [3] (0:13.44)	0:47.97 [3] (0:12.58)	0:35.39	+2
7	8 HOLSTEIN Brodie Loy	10	69.1 1800m	0:10.58 1800m	2:04.03 [7] (0:14.96)	1:49.07 [4] (0:10.58)	1:38.49 [2] (0:11.45)	1:27.04 [2] (0:12.48)	1:14.56 [2] (0:12.90)	1:01.66 [2] (0:13.38)	0:48.28 [2] (0:12.80)	0:35.48	-1
8	1 HOSTAGE OF WAR Billie-Rose Andrew	12	69.7 1800m	0:10.60 1800m	2:04.09 [8] (0:14.84)	1:49.25 [1] (0:10.60)	1:38.65 [1] (0:11.16)	1:27.49 [1] (0:12.36)	1:15.13 [1] (0:12.99)	1:02.14 [1] (0:13.54)	0:48.60 [1] (0:12.74)	0:35.86	+2
9	15 OAKFIELD WARPAIN Ben Thompson	14	66.5 1800m	0:11.00 1800m	2:04.29 [9] (0:16.08)	1:48.21 [13] (0:11.00)	1:37.21 [12] (0:11.61)	1:25.60 [12] (0:12.03)	1:13.57 [12] (0:12.95)	1:00.62 [12] (0:13.11)	0:47.51 [11] (0:12.69)	0:34.82	+7
10	9 OSTERMEIER Jaden Lloyd	8	65.0 400m	0:11.28 1800m	2:04.41 [10] (0:16.51)	1:47.90 [14] (0:11.28)	1:36.62 [14] (0:11.52)	1:25.10 [14] (0:11.83)	1:13.27 [14] (0:12.99)	1:00.28 [14] (0:13.14)	0:47.14 [14] (0:12.62)	0:34.52	+5

Scratched: Oceanic Flash (#7), Mr Dudwey (#14)

Report Created: Sat 21 January 2023 14:56 GMT+1 (Note: Timing is based on position data)

Page 1/18

[] Ranking at each section and finish
 -:-:- No data available at this section
 NA No data available

SCN Saddle cloth number
 DNF Did not finish
 DNT Did not track

data processed by TRIPLESDATA



Doomben QLD Professional

Race 4: BRC MEMBERSHIP PLUS BENCHMARK 78 Handicap - 2020m

21 January 2023 - 14:08



BRISBANE
RACING CLUB

Track Rating: Good 4, Weather: Fine, Rail Position: +2.5m Entire Course

Section		Overall	1800m	1600m	1400m	1200m	1000m	800m	Last 600m					
Field Times		2:03.33 (0:14.84)	1:48.49 (0:10.60)	1:37.89 (0:11.16)	1:26.73 (0:12.36)	1:14.37 (0:12.99)	1:01.38 (0:13.54)	0:47.84 (0:12.74)	0:35.10					
Rank	TAB Horse/Jockey	Barrier	Top Speed [km/h]	Fastest Section										Distance Travelled [m]
11	16 THATFRIDAYFEELING Taylor Marshall	9	64.6 400m	0:11.19 1800m	2:04.46 [11] (0:16.07)	1:48.39 [12] (0:11.19)	1:37.20 [13] (0:11.53)	1:25.67 [13] (0:11.93)	1:13.74 [12] (0:13.04)	1:00.70 [13] (0:13.34)	0:47.36 [13] (0:12.60)	0:34.76	-1	
12	13 KIPLING'S JOURNEY Larry Cassidy	3	67.1 1800m	0:10.97 1800m	2:04.71 [12] (0:15.71)	1:49.00 [11] (0:10.97)	1:38.03 [11] (0:11.71)	1:26.32 [11] (0:12.07)	1:14.25 [11] (0:12.96)	1:01.29 [11] (0:13.08)	0:48.21 [9] (0:12.63)	0:35.58	+9	
13	10 STEINBRENNER Andrew Mallyon	1	67.7 1800m	0:10.98 1800m	2:04.78 [13] (0:15.39)	1:49.39 [8] (0:10.98)	1:38.41 [8] (0:11.72)	1:26.69 [9] (0:12.09)	1:14.60 [9] (0:12.98)	1:01.62 [9] (0:13.31)	0:48.31 [8] (0:12.68)	0:35.63	+2	
14	4 GREEN FLASH James Orman	5	67.4 1800m	0:10.90 1800m	2:05.05 [14] (0:15.51)	1:49.54 [9] (0:10.90)	1:38.64 [9] (0:11.67)	1:26.97 [8] (0:12.05)	1:14.92 [8] (0:13.02)	1:01.90 [8] (0:13.46)	0:48.44 [10] (0:12.61)	0:35.83	+7	

Scratched: Oceanic Flash (#7), Mr Dudwey (#14)

[] Ranking at each section and finish
 -:-:- No data available at this section
 NA No data available

SCN Saddle cloth number
 DNF Did not finish
 DNT Did not track



Doomben QLD Professional

Race 4: BRC MEMBERSHIP PLUS BENCHMARK 78 Handicap - 2020m

21 January 2023 - 14:08



BRISBANE
RACING CLUB

Track Rating: Good 4, Weather: Fine, Rail Position: +2.5m Entire Course

Section				600m	400m	200m			Last 600m		
Field Times				0:35.10 (0:11.88)	0:23.22 (0:11.30)	0:11.92 (0:11.92)			0:35.10		
Rank	TAB	Horse/Jockey	Barrier	Top Speed [km/h]	Fastest Section	Margin			Distance Travelled [m]		
1	11	MILITARY GAMBLER Kyle Wilson-Taylor	11	69.4 1800m	0:10.65 1800m	0:34.66 [4] (0:11.66)	0:23.00 [4] (0:11.08)	0:11.92 [1] (0:11.92)	2:03.33	0:34.66	
2	3	ASHGROVE Ryan Maloney	6	67.2 1800m	0:10.94 1800m	0:34.36 [7] (0:11.56)	0:22.80 [6] (0:11.17)	0:11.63 [5] (0:11.63)	0.08L	0:34.36	+4
3	12	AQUA ALTA Samantha Collett	4	68.1 1800m	0:10.76 1800m	0:34.81 [6] (0:11.69)	0:23.12 [5] (0:11.31)	0:11.81 [6] (0:11.81)	1.89L	0:34.81	+0
4	5	HEAD OF STATE Jim Byrne	16	67.3 1800m	0:10.97 1800m	0:34.43 [11] (0:11.57)	0:22.86 [11] (0:11.09)	0:11.77 [7] (0:11.77)	2.54L	0:34.43	+1
5	2	AMERICAN SAINT Angela Jones	7	68.9 1800m	0:10.88 1800m	0:35.03 [5] (0:11.83)	0:23.20 [7] (0:11.41)	0:11.79 [9] (0:11.79)	3.08L	0:35.03	+1
6	6	NAMAKWA Georgina Cartwright	15	68.6 1800m	0:10.72 1800m	0:35.39 [2] (0:11.69)	0:23.70 [2] (0:11.51)	0:12.19 [4] (0:12.19)	3.19L	0:35.39	+2
7	8	HOLSTEIN Brodie Loy	10	69.1 1800m	0:10.58 1800m	0:35.48 [3] (0:11.73)	0:23.75 [3] (0:11.40)	0:12.35 [3] (0:12.35)	4.09L	0:35.48	-1
8	1	HOSTAGE OF WAR Billie-Rose Andrew	12	69.7 1800m	0:10.60 1800m	0:35.86 [1] (0:11.88)	0:23.98 [1] (0:11.55)	0:12.43 [2] (0:12.43)	4.44L	0:35.86	+2
9	15	OAKFIELD WARPAINT Ben Thompson	14	66.5 1800m	0:11.00 1800m	0:34.82 [12] (0:11.57)	0:23.25 [12] (0:11.40)	0:11.85 [12] (0:11.85)	5.64L	0:34.82	+7
10	9	OSTERMEIER Jaden Lloyd	8	65.0 400m	0:11.28 1800m	0:34.52 [14] (0:11.45)	0:23.07 [14] (0:11.30)	0:11.77 [14] (0:11.77)	6.35L	0:34.52	+5

Scratched: Oceanic Flash (#7), Mr Dudwey (#14)

Report Created: Sat 21 January 2023 14:56 GMT+1 (Note: Timing is based on position data)

Page 3/18

[] Ranking at each section and finish
 -:-:- No data available at this section
 NA No data available

SCN Saddle cloth number
 DNF Did not finish
 DNT Did not track

data processed by  TRIPLES DATA



Doomben QLD Professional

Race 4: BRC MEMBERSHIP PLUS BENCHMARK 78 Handicap - 2020m

21 January 2023 - 14:08



BRISBANE
RACING CLUB

Track Rating: Good 4, Weather: Fine, Rail Position: +2.5m Entire Course

Section				600m	400m	200m			Last 600m		
Field Times				0:35.10 (0:11.88)	0:23.22 (0:11.30)	0:11.92 (0:11.92)			0:35.10		
Rank	TAB	Horse/Jockey	Barrier	Top Speed [km/h]	Fastest Section	Margin			Distance Travelled [m]		
11	16	THATFRIDAYFEELING Taylor Marshall	9	64.6 400m	0:11.19 1800m	0:34.76 [13] (0:11.56)	0:23.20 [13] (0:11.28)	0:11.92 [13] (0:11.92)	6.64L	0:34.76	-1
12	13	KIPLING'S JOURNEY Larry Cassidy	3	67.1 1800m	0:10.97 1800m	0:35.58 [8] (0:11.73)	0:23.85 [8] (0:11.46)	0:12.39 [10] (0:12.39)	8.09L	0:35.58	+9
13	10	STEINBRENNER Andrew Mallyon	1	67.7 1800m	0:10.98 1800m	0:35.63 [9] (0:11.74)	0:23.89 [10] (0:11.53)	0:12.36 [11] (0:12.36)	8.49L	0:35.63	+2
14	4	GREEN FLASH James Orman	5	67.4 1800m	0:10.90 1800m	0:35.83 [10] (0:11.64)	0:24.19 [9] (0:11.15)	0:13.04 [8] (0:13.04)	10.11L	0:35.83	+7

Scratched: Oceanic Flash (#7), Mr Dudwey (#14)

[] Ranking at each section and finish
 -:-:- No data available at this section
 NA No data available

SCN Saddle cloth number
 DNF Did not finish
 DNT Did not track



Horse/Jockey Name	Military Gambler
Final Rank	1
Fastest Section Time (Section)	0:10.65 (1800m)
Top Speed [km/h] (Section)	69.4 (1800m)
Race State	Finished



Doomben QLD Professional
Race 4: BRC MEMBERSHIP PLUS BENCHMARK 78 Handicap - 2020m

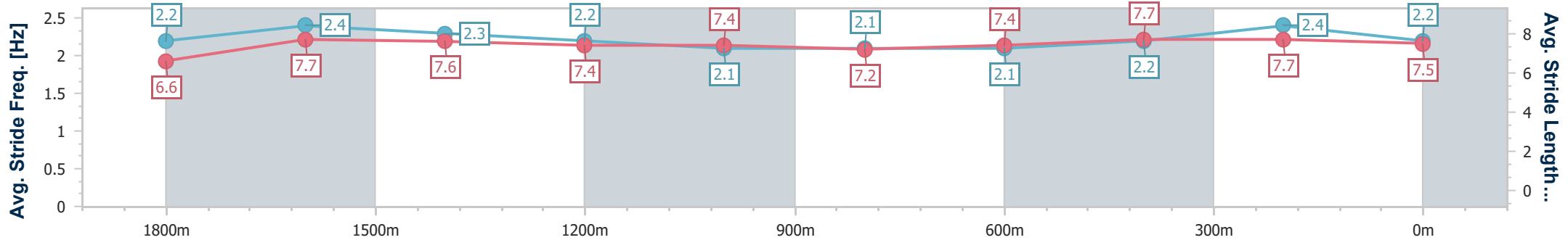
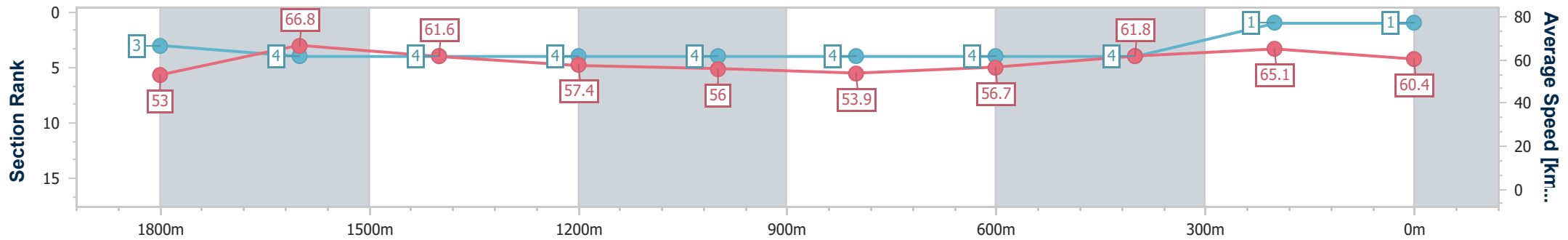


21 January 2023 - 14:08

Track Rating: Good 4, Weather: Fine, Rail Position: +2.5m Entire Course

BRISBANE RACING CLUB

Section	Overall	1800m	1600m	1400m	1200m	1000m	800m	600m	400m	200m			
Section Times	2:03.33 [1] (0:14.95)	1:48.38 [3] (0:10.65)	1:37.73 [4] (0:11.58)	1:26.15 [4] (0:12.54)	1:13.61 [4] (0:12.87)	1:00.74 [4] (0:13.36)	0:47.38 [4] (0:12.72)	0:34.66 [4] (0:11.66)	0:23.00 [4] (0:11.08)	0:11.92 [1] (0:11.92)			
Average Speed [km/h]	53.0	66.8	61.6	57.4	56.0	53.9	56.7	61.8	65.1	60.4			
Top Speed [km/h]	69.0	69.4	63.2	59.4	56.9	55.6	58.7	64.6	68.1	63.7			
Avg. Dist. to Rail [m]	4.2	2.0	2.0	0.5	0.8	0.7	0.3	0.5	1.2	3.2			
Avg. Stride Freq. [Hz]	2.2	2.4	2.3	2.2	2.1	2.1	2.1	2.2	2.4	2.2			
Avg. Stride Length [m]	6.6	7.7	7.6	7.4	7.4	7.2	7.4	7.7	7.7	7.5			



- [] Ranking at each section and finish
- .-.- No data available at this section
- NA No data available



Horse/Jockey Name	Ashgrove
Final Rank	2
Fastest Section Time (Section)	0:10.94 (1800m)
Top Speed [km/h] (Section)	67.2 (1800m)
Race State	Finished



Doomben QLD Professional
Race 4: BRC MEMBERSHIP PLUS BENCHMARK 78 Handicap - 2020m

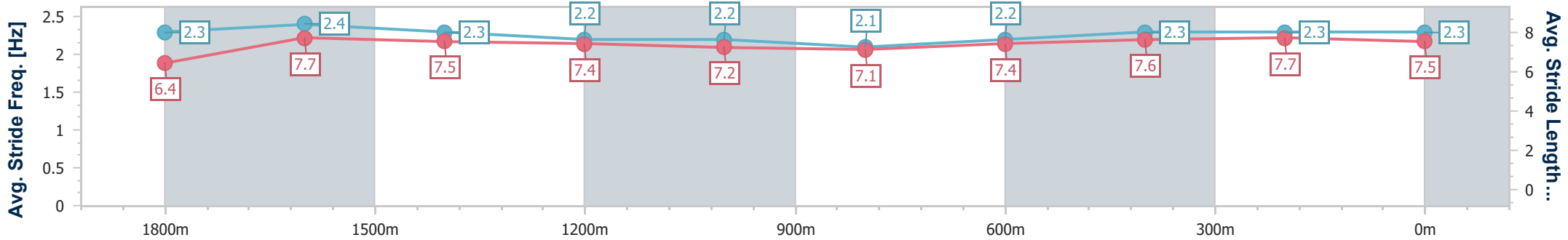
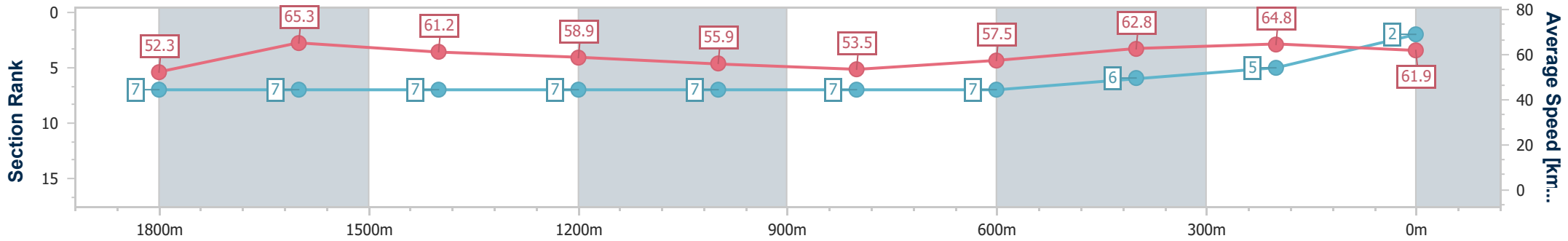


21 January 2023 - 14:08

Track Rating: Good 4, Weather: Fine, Rail Position: +2.5m Entire Course

BRISBANE RACING CLUB

Section	Overall	1800m	1600m	1400m	1200m	1000m	800m	600m	400m	200m
Section Times	2:03.35 [2] (0:15.14)	1:48.21 [7] (0:10.94)	1:37.27 [7] (0:11.71)	1:25.56 [7] (0:12.23)	1:13.33 [7] (0:12.88)	1:00.45 [7] (0:13.49)	0:46.96 [7] (0:12.60)	0:34.36 [7] (0:11.56)	0:22.80 [6] (0:11.17)	0:11.63 [5] (0:11.63)
Average Speed [km/h]	52.3	65.3	61.2	58.9	55.9	53.5	57.5	62.8	64.8	61.9
Top Speed [km/h]	66.9	67.2	63.7	61.2	56.9	56.1	60.8	65.1	65.7	63.9
Avg. Dist. to Rail [m]	1.9	1.2	1.3	0.5	1.1	1.3	1.2	1.6	2.5	2.7
Avg. Stride Freq. [Hz]	2.3	2.4	2.3	2.2	2.2	2.1	2.2	2.3	2.3	2.3
Avg. Stride Length [m]	6.4	7.7	7.5	7.4	7.2	7.1	7.4	7.6	7.7	7.5



- [] Ranking at each section and finish
- .-.- No data available at this section
- NA No data available



Horse/Jockey Name	Aqua Alta
Final Rank	3
Fastest Section Time (Section)	0:10.76 (1800m)
Top Speed [km/h] (Section)	68.1 (1800m)
Race State	Finished



Doomben QLD Professional
Race 4: BRC MEMBERSHIP PLUS BENCHMARK 78 Handicap - 2020m

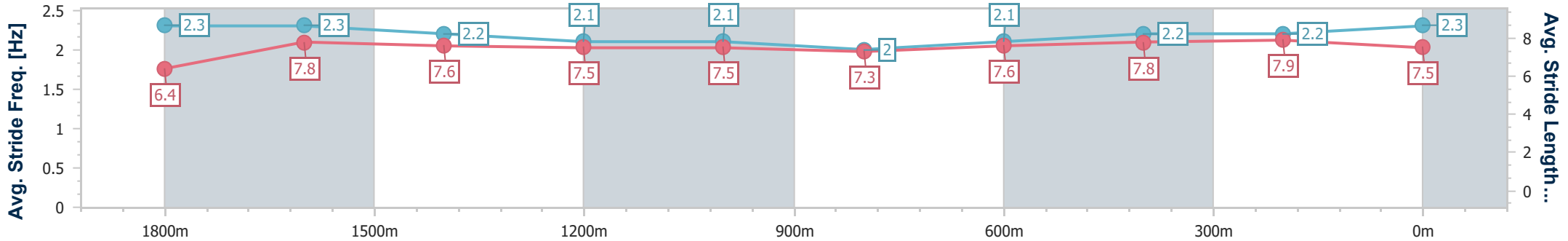
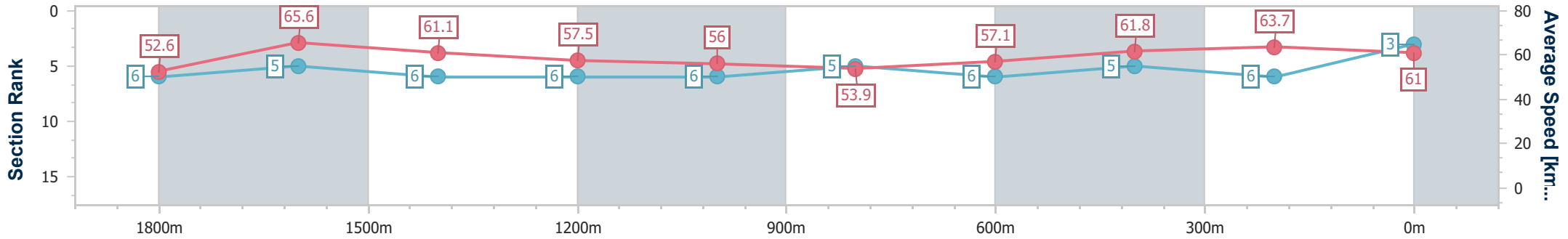


21 January 2023 - 14:08

Track Rating: Good 4, Weather: Fine, Rail Position: +2.5m Entire Course

BRISBANE RACING CLUB

Section	Overall	1800m	1600m	1400m	1200m	1000m	800m	600m	400m	200m
Section Times	2:03.66 [3] (0:15.06)	1:48.60 [6] (0:10.76)	1:37.84 [5] (0:11.65)	1:26.19 [6] (0:12.46)	1:13.73 [6] (0:12.88)	1:00.85 [6] (0:13.39)	0:47.46 [5] (0:12.65)	0:34.81 [6] (0:11.69)	0:23.12 [5] (0:11.31)	0:11.81 [6] (0:11.81)
Average Speed [km/h]	52.6	65.6	61.1	57.5	56.0	53.9	57.1	61.8	63.7	61.0
Top Speed [km/h]	67.8	68.1	63.6	60.4	56.5	56.3	59.1	65.2	65.7	62.8
Avg. Dist. to Rail [m]	2.1	3.5	2.7	0.8	0.8	0.5	0.7	0.5	0.7	2.5
Avg. Stride Freq. [Hz]	2.3	2.3	2.2	2.1	2.1	2.0	2.1	2.2	2.2	2.3
Avg. Stride Length [m]	6.4	7.8	7.6	7.5	7.5	7.3	7.6	7.8	7.9	7.5



- [] Ranking at each section and finish
- .-.- No data available at this section
- NA No data available



Horse/Jockey Name	Head Of State
Final Rank	4
Fastest Section Time (Section)	0:10.97 (1800m)
Top Speed [km/h] (Section)	67.3 (1800m)
Race State	Finished



Doomben QLD Professional
Race 4: BRC MEMBERSHIP PLUS BENCHMARK 78 Handicap - 2020m

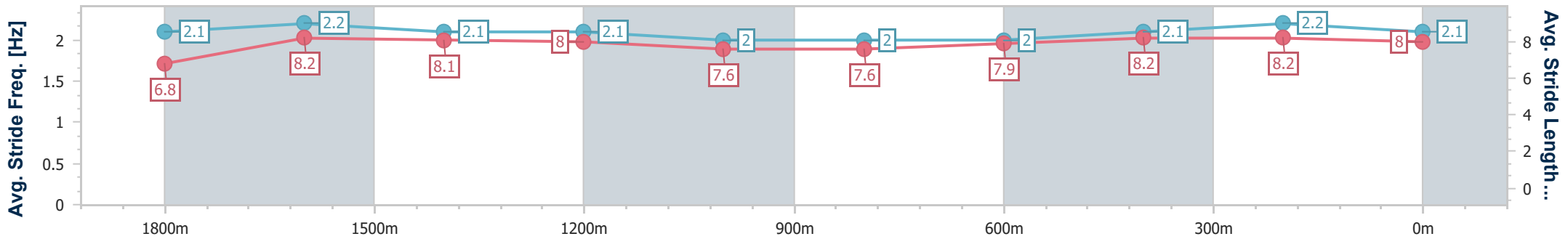
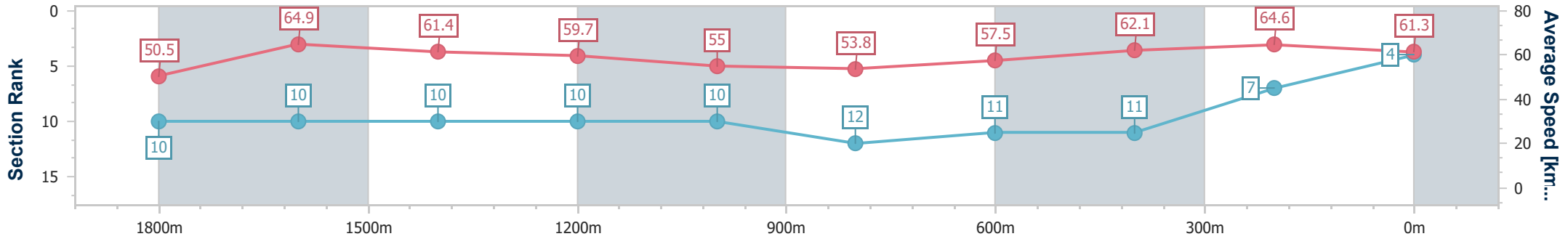


21 January 2023 - 14:08

Track Rating: Good 4, Weather: Fine, Rail Position: +2.5m Entire Course

BRISBANE RACING CLUB

Section	Overall	1800m	1600m	1400m	1200m	1000m	800m	600m	400m	200m
Section Times	2:03.77 [4] (0:15.70)	1:48.07 [10] (0:10.97)	1:37.10 [10] (0:11.62)	1:25.48 [10] (0:12.00)	1:13.48 [10] (0:13.11)	1:00.37 [10] (0:13.40)	0:46.97 [12] (0:12.54)	0:34.43 [11] (0:11.57)	0:22.86 [11] (0:11.09)	0:11.77 [7] (0:11.77)
Average Speed [km/h]	50.5	64.9	61.4	59.7	55.0	53.8	57.5	62.1	64.6	61.3
Top Speed [km/h]	67.0	67.3	63.6	61.2	56.4	56.7	62.0	65.5	66.2	62.6
Avg. Dist. to Rail [m]	6.0	2.0	2.2	0.7	1.2	0.8	0.2	0.4	1.1	4.2
Avg. Stride Freq. [Hz]	2.1	2.2	2.1	2.1	2.0	2.0	2.0	2.1	2.2	2.1
Avg. Stride Length [m]	6.8	8.2	8.1	8.0	7.6	7.6	7.9	8.2	8.2	8.0



- [] Ranking at each section and finish
- .-.- No data available at this section
- NA No data available



Horse/Jockey Name	American Saint
Final Rank	5
Fastest Section Time (Section)	0:10.88 (1800m)
Top Speed [km/h] (Section)	68.9 (1800m)
Race State	Finished



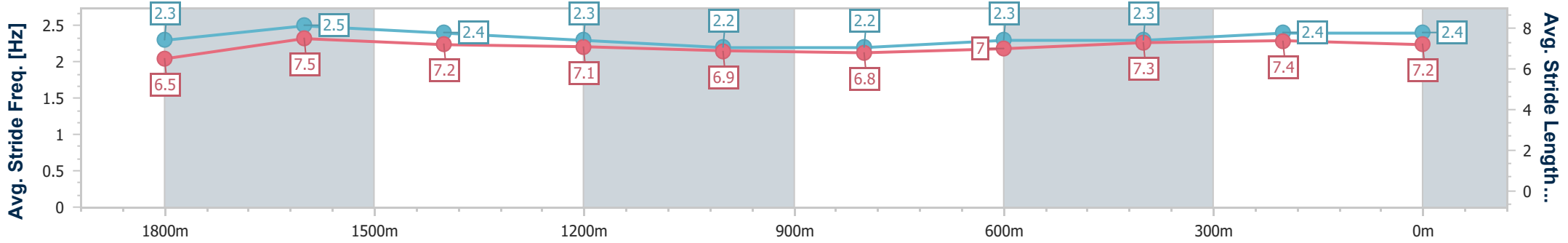
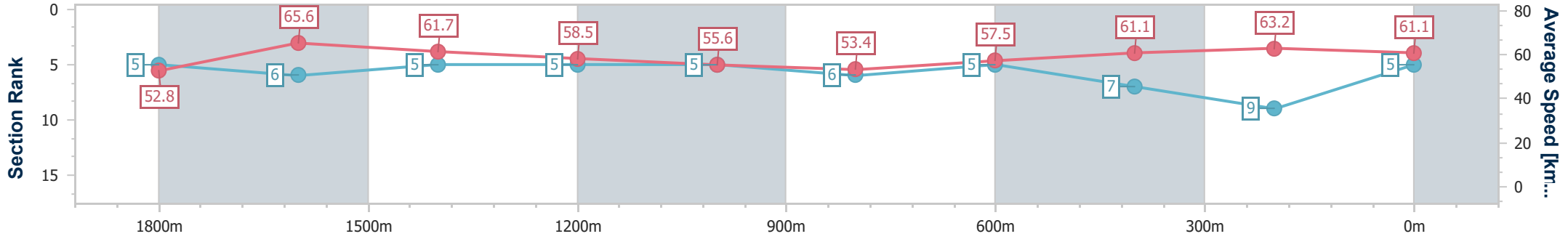
Doomben QLD Professional
Race 4: BRC MEMBERSHIP PLUS BENCHMARK 78 Handicap - 2020m



21 January 2023 - 14:08
 Track Rating: Good 4, Weather: Fine, Rail Position: +2.5m Entire Course

BRISBANE RACING CLUB

Section	Overall	1800m	1600m	1400m	1200m	1000m	800m	600m	400m	200m
Section Times	2:03.86 [5] (0:14.99)	1:48.87 [5] (0:10.88)	1:37.99 [6] (0:11.57)	1:26.42 [5] (0:12.30)	1:14.12 [5] (0:12.97)	1:01.15 [5] (0:13.53)	0:47.62 [6] (0:12.59)	0:35.03 [5] (0:11.83)	0:23.20 [7] (0:11.41)	0:11.79 [9] (0:11.79)
Average Speed [km/h]	52.8	65.6	61.7	58.5	55.6	53.4	57.5	61.1	63.2	61.1
Top Speed [km/h]	68.5	68.9	62.4	61.3	57.1	54.9	59.7	62.4	63.5	62.4
Avg. Dist. to Rail [m]	2.8	1.4	2.0	0.7	1.5	1.4	1.0	0.7	0.8	5.1
Avg. Stride Freq. [Hz]	2.3	2.5	2.4	2.3	2.2	2.2	2.3	2.3	2.4	2.4
Avg. Stride Length [m]	6.5	7.5	7.2	7.1	6.9	6.8	7.0	7.3	7.4	7.2



- [] Ranking at each section and finish
- .-.- No data available at this section
- NA No data available



Horse/Jockey Name	Namakwa
Final Rank	6
Fastest Section Time (Section)	0:10.72 (1800m)
Top Speed [km/h] (Section)	68.6 (1800m)
Race State	Finished



Doomben QLD Professional
Race 4: BRC MEMBERSHIP PLUS BENCHMARK 78 Handicap - 2020m

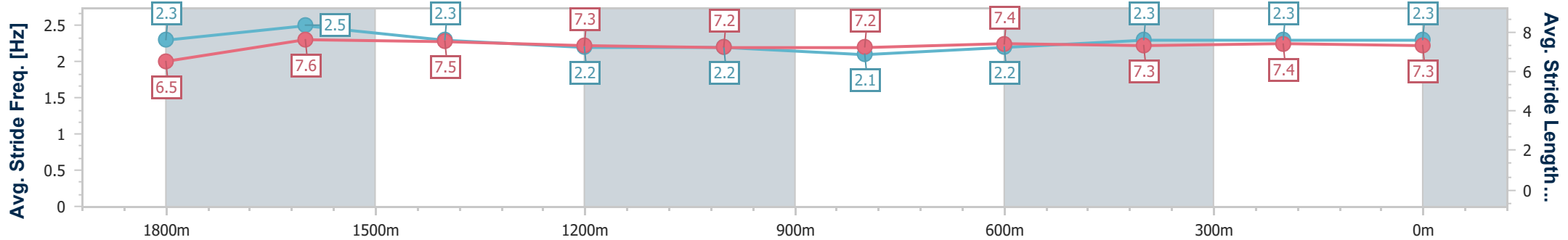
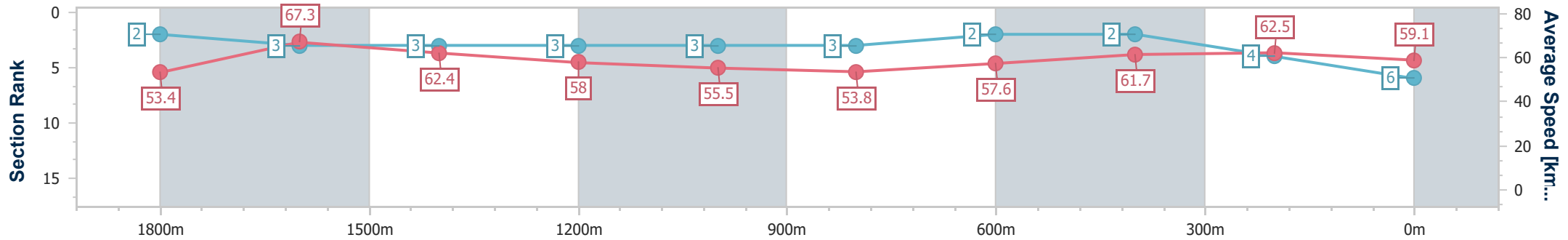


21 January 2023 - 14:08

Track Rating: Good 4, Weather: Fine, Rail Position: +2.5m Entire Course

BRISBANE RACING CLUB

Section	Overall	1800m	1600m	1400m	1200m	1000m	800m	600m	400m	200m			
Section Times	2:03.88 [6] (0:14.85)	1:49.03 [2] (0:10.72)	1:38.31 [3] (0:11.48)	1:26.83 [3] (0:12.45)	1:14.38 [3] (0:12.97)	1:01.41 [3] (0:13.44)	0:47.97 [3] (0:12.58)	0:35.39 [2] (0:11.69)	0:23.70 [2] (0:11.51)	0:12.19 [4] (0:12.19)			
Average Speed [km/h]	53.4	67.3	62.4	58.0	55.5	53.8	57.6	61.7	62.5	59.1			
Top Speed [km/h]	68.6	68.6	65.2	60.2	56.5	55.1	60.4	62.7	63.7	61.4			
Avg. Dist. to Rail [m]	8.1	1.1	1.2	0.9	2.0	1.3	1.1	0.6	0.2	0.4			
Avg. Stride Freq. [Hz]	2.3	2.5	2.3	2.2	2.2	2.1	2.2	2.3	2.3	2.3			
Avg. Stride Length [m]	6.5	7.6	7.5	7.3	7.2	7.2	7.4	7.3	7.4	7.3			



- [] Ranking at each section and finish
- .-.- No data available at this section
- NA No data available



Horse/Jockey Name	Holstein
Final Rank	7
Fastest Section Time (Section)	0:10.58 (1800m)
Top Speed [km/h] (Section)	69.1 (1800m)
Race State	Finished

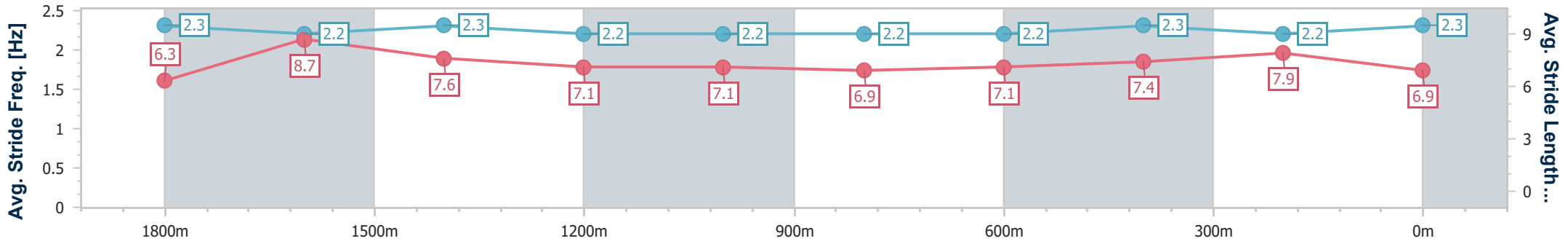
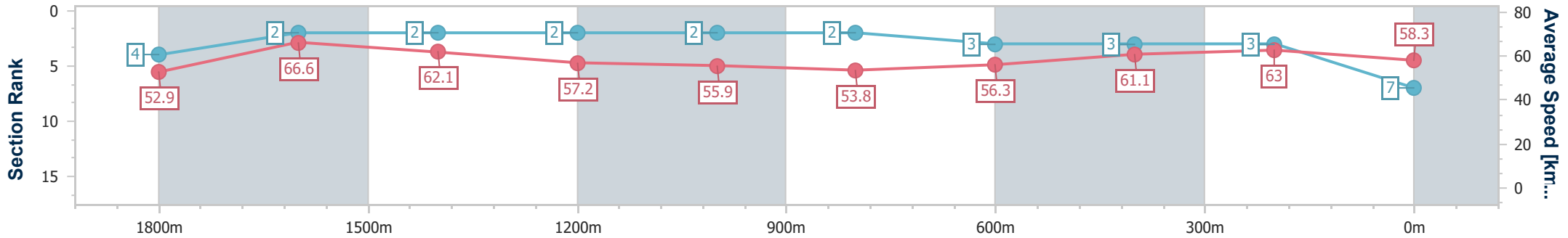


Doomben QLD Professional
Race 4: BRC MEMBERSHIP PLUS BENCHMARK 78 Handicap - 2020m
 21 January 2023 - 14:08
 Track Rating: Good 4, Weather: Fine, Rail Position: +2.5m Entire Course



BRISBANE
RACING CLUB

Section	Overall	1800m	1600m	1400m	1200m	1000m	800m	600m	400m	200m
Section Times	2:04.03 [7] (0:14.96)	1:49.07 [4] (0:10.58)	1:38.49 [2] (0:11.45)	1:27.04 [2] (0:12.48)	1:14.56 [2] (0:12.90)	1:01.66 [2] (0:13.38)	0:48.28 [2] (0:12.80)	0:35.48 [3] (0:11.73)	0:23.75 [3] (0:11.40)	0:12.35 [3] (0:12.35)
Average Speed [km/h]	52.9	66.6	62.1	57.2	55.9	53.8	56.3	61.1	63.0	58.3
Top Speed [km/h]	68.4	69.1	66.3	60.7	57.6	55.1	58.9	62.7	63.7	61.2
Avg. Dist. to Rail [m]	3.6	1.4	2.6	1.1	1.2	0.9	0.3	0.9	1.1	0.3
Avg. Stride Freq. [Hz]	2.3	2.2	2.3	2.2	2.2	2.2	2.2	2.3	2.2	2.3
Avg. Stride Length [m]	6.3	8.7	7.6	7.1	7.1	6.9	7.1	7.4	7.9	6.9



- [] Ranking at each section and finish
- .-.- No data available at this section
- NA No data available



Horse/Jockey Name	Hostage Of War
Final Rank	8
Fastest Section Time (Section)	0:10.60 (1800m)
Top Speed [km/h] (Section)	69.7 (1800m)
Race State	Finished



Doomben QLD Professional
Race 4: BRC MEMBERSHIP PLUS BENCHMARK 78 Handicap - 2020m

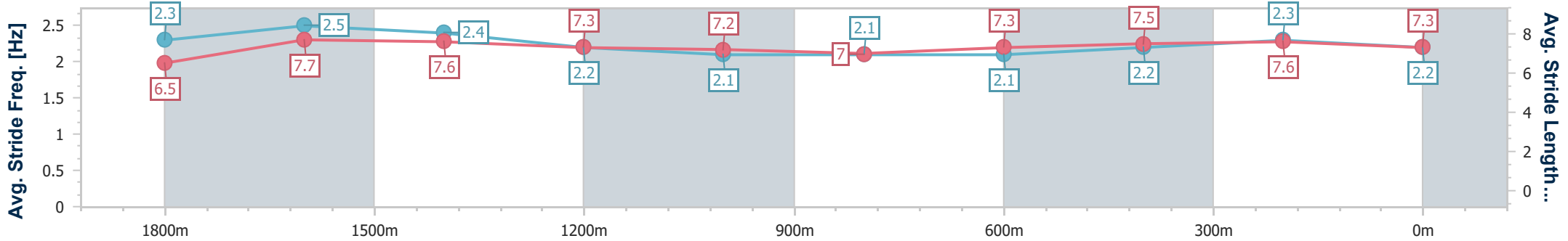
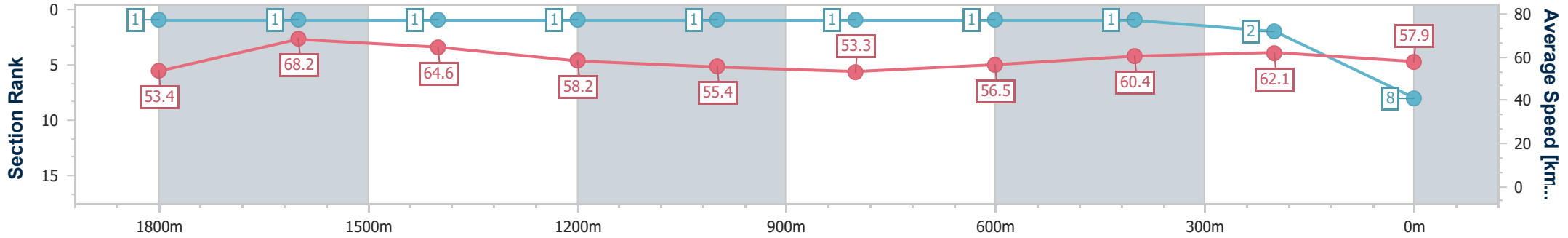


21 January 2023 - 14:08

Track Rating: Good 4, Weather: Fine, Rail Position: +2.5m Entire Course

BRISBANE RACING CLUB

Section	Overall	1800m	1600m	1400m	1200m	1000m	800m	600m	400m	200m			
Section Times	2:04.09 [8] (0:14.84)	1:49.25 [1] (0:10.60)	1:38.65 [1] (0:11.16)	1:27.49 [1] (0:12.36)	1:15.13 [1] (0:12.99)	1:02.14 [1] (0:13.54)	0:48.60 [1] (0:12.74)	0:35.86 [1] (0:11.88)	0:23.98 [1] (0:11.55)	0:12.43 [2] (0:12.43)			
Average Speed [km/h]	53.4	68.2	64.6	58.2	55.4	53.3	56.5	60.4	62.1	57.9			
Top Speed [km/h]	69.5	69.7	67.1	61.7	56.3	54.9	57.9	62.7	63.1	60.7			
Avg. Dist. to Rail [m]	7.3	1.8	0.4	0.2	0.4	0.3	0.2	0.7	1.2	1.0			
Avg. Stride Freq. [Hz]	2.3	2.5	2.4	2.2	2.1	2.1	2.1	2.2	2.3	2.2			
Avg. Stride Length [m]	6.5	7.7	7.6	7.3	7.2	7.0	7.3	7.5	7.6	7.3			



- [] Ranking at each section and finish
- .-.- No data available at this section
- NA No data available



Horse/Jockey Name	Oakfield Warpaint
Final Rank	9
Fastest Section Time (Section)	0:11.00 (1800m)
Top Speed [km/h] (Section)	66.5 (1800m)
Race State	Finished

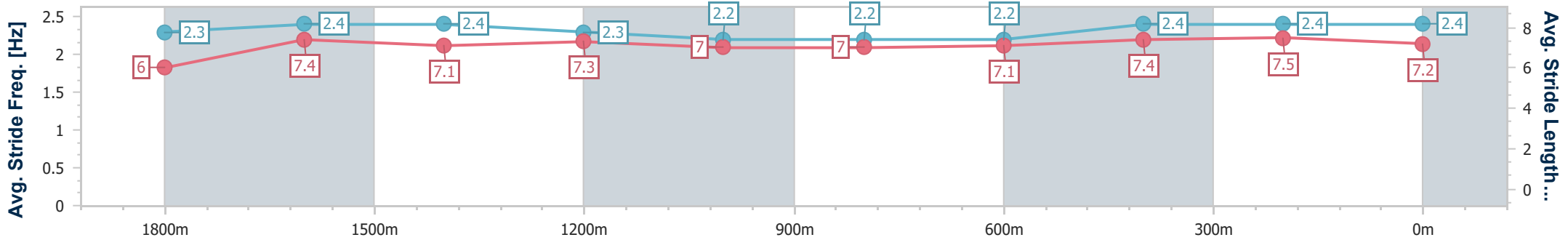
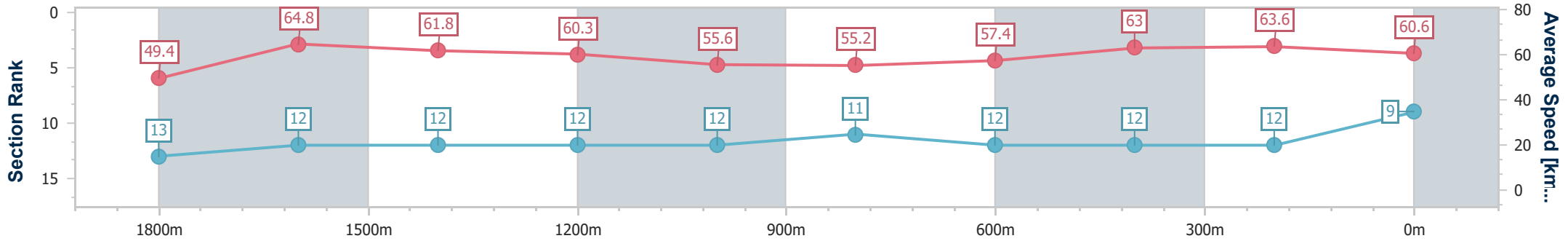


Doomben QLD Professional
Race 4: BRC MEMBERSHIP PLUS BENCHMARK 78 Handicap - 2020m
 21 January 2023 - 14:08
 Track Rating: Good 4, Weather: Fine, Rail Position: +2.5m Entire Course



BRISBANE
RACING CLUB

Section	Overall	1800m	1600m	1400m	1200m	1000m	800m	600m	400m	200m
Section Times	2:04.29 [9] (0:16.08)	1:48.21 [13] (0:11.00)	1:37.21 [12] (0:11.61)	1:25.60 [12] (0:12.03)	1:13.57 [12] (0:12.95)	1:00.62 [12] (0:13.11)	0:47.51 [11] (0:12.69)	0:34.82 [12] (0:11.57)	0:23.25 [12] (0:11.40)	0:11.85 [12] (0:11.85)
Average Speed [km/h]	49.4	64.8	61.8	60.3	55.6	55.2	57.4	63.0	63.6	60.6
Top Speed [km/h]	66.3	66.5	64.4	61.2	59.6	57.4	62.8	64.0	64.3	63.5
Avg. Dist. to Rail [m]	4.6	1.6	0.6	1.0	2.3	1.8	2.2	2.6	3.0	3.0
Avg. Stride Freq. [Hz]	2.3	2.4	2.4	2.3	2.2	2.2	2.2	2.4	2.4	2.4
Avg. Stride Length [m]	6.0	7.4	7.1	7.3	7.0	7.0	7.1	7.4	7.5	7.2



- [] Ranking at each section and finish
- .-.- No data available at this section
- NA No data available



Horse/Jockey Name	Ostermeier
Final Rank	10
Fastest Section Time (Section)	0:11.28 (1800m)
Top Speed [km/h] (Section)	65.0 (400m)
Race State	Finished



Doomben QLD Professional
Race 4: BRC MEMBERSHIP PLUS BENCHMARK 78 Handicap - 2020m

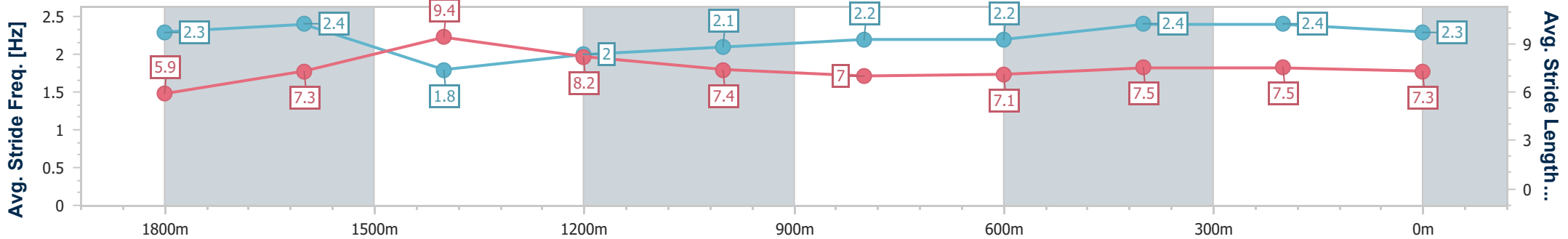
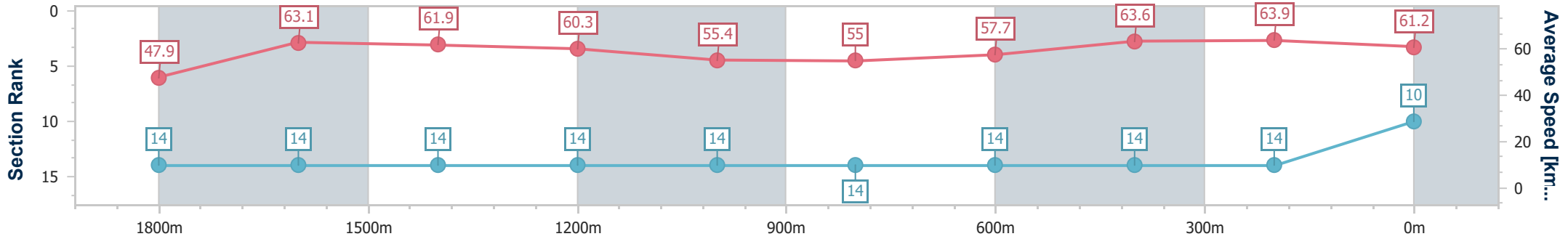


21 January 2023 - 14:08

Track Rating: Good 4, Weather: Fine, Rail Position: +2.5m Entire Course

BRISBANE RACING CLUB

Section	Overall	1800m	1600m	1400m	1200m	1000m	800m	600m	400m	200m
Section Times	2:04.41 [10] (0:16.51)	1:47.90 [14] (0:11.28)	1:36.62 [14] (0:11.52)	1:25.10 [14] (0:11.83)	1:13.27 [14] (0:12.99)	1:00.28 [14] (0:13.14)	0:47.14 [14] (0:12.62)	0:34.52 [14] (0:11.45)	0:23.07 [14] (0:11.30)	0:11.77 [14] (0:11.77)
Average Speed [km/h]	47.9	63.1	61.9	60.3	55.4	55.0	57.7	63.6	63.9	61.2
Top Speed [km/h]	64.8	64.4	63.1	62.9	60.3	57.4	64.0	64.6	65.0	63.3
Avg. Dist. to Rail [m]	2.7	1.8	2.2	1.5	1.7	1.1	1.8	2.1	1.9	1.6
Avg. Stride Freq. [Hz]	2.3	2.4	1.8	2.0	2.1	2.2	2.2	2.4	2.4	2.3
Avg. Stride Length [m]	5.9	7.3	9.4	8.2	7.4	7.0	7.1	7.5	7.5	7.3



- [] Ranking at each section and finish
- .-.- No data available at this section
- NA No data available



Horse/Jockey Name	Thatfridayfeeling
Final Rank	11
Fastest Section Time (Section)	0:11.19 (1800m)
Top Speed [km/h] (Section)	64.6 (400m)
Race State	Finished



Doomben QLD Professional
Race 4: BRC MEMBERSHIP PLUS BENCHMARK 78 Handicap - 2020m

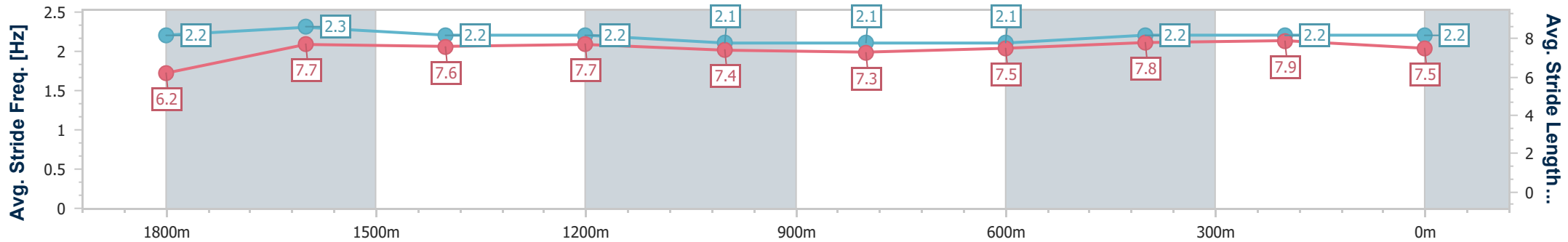
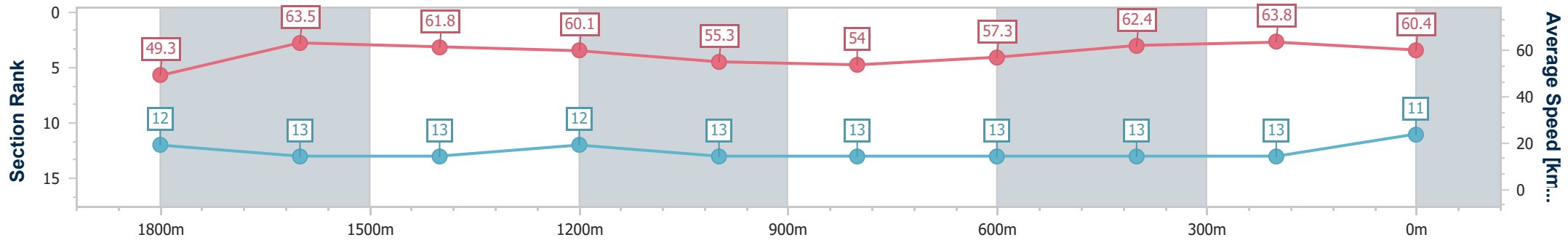


21 January 2023 - 14:08

Track Rating: Good 4, Weather: Fine, Rail Position: +2.5m Entire Course

BRISBANE RACING CLUB

Section	Overall	1800m	1600m	1400m	1200m	1000m	800m	600m	400m	200m
Section Times	2:04.46 [11] (0:16.07)	1:48.39 [12] (0:11.19)	1:37.20 [13] (0:11.53)	1:25.67 [13] (0:11.93)	1:13.74 [12] (0:13.04)	1:00.70 [13] (0:13.34)	0:47.36 [13] (0:12.60)	0:34.76 [13] (0:11.56)	0:23.20 [13] (0:11.28)	0:11.92 [13] (0:11.92)
Average Speed [km/h]	49.3	63.5	61.8	60.1	55.3	54.0	57.3	62.4	63.8	60.4
Top Speed [km/h]	63.4	64.6	64.6	61.7	59.6	56.5	62.3	63.7	64.6	63.1
Avg. Dist. to Rail [m]	3.2	2.4	2.0	0.6	0.9	0.7	0.5	0.5	0.6	0.9
Avg. Stride Freq. [Hz]	2.2	2.3	2.2	2.2	2.1	2.1	2.1	2.2	2.2	2.2
Avg. Stride Length [m]	6.2	7.7	7.6	7.7	7.4	7.3	7.5	7.8	7.9	7.5



- [] Ranking at each section and finish
- .-.- No data available at this section
- NA No data available



Horse/Jockey Name	Kipling's Journey
Final Rank	12
Fastest Section Time (Section)	0:10.97 (1800m)
Top Speed [km/h] (Section)	67.1 (1800m)
Race State	Finished



Doomben QLD Professional
Race 4: BRC MEMBERSHIP PLUS BENCHMARK 78 Handicap - 2020m

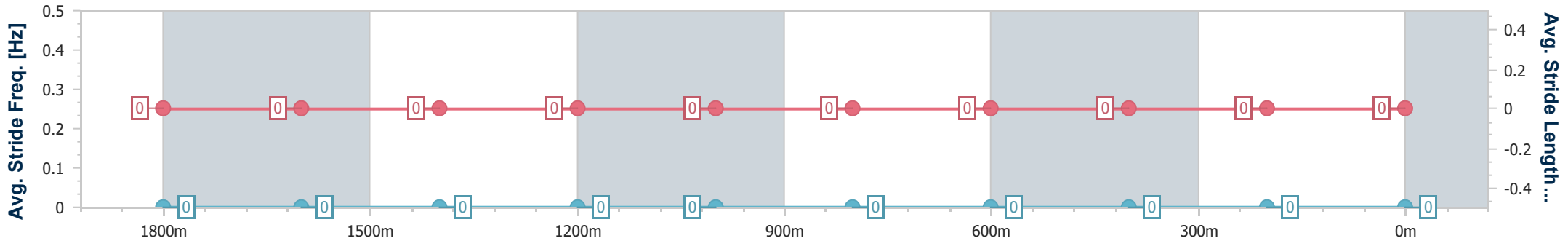
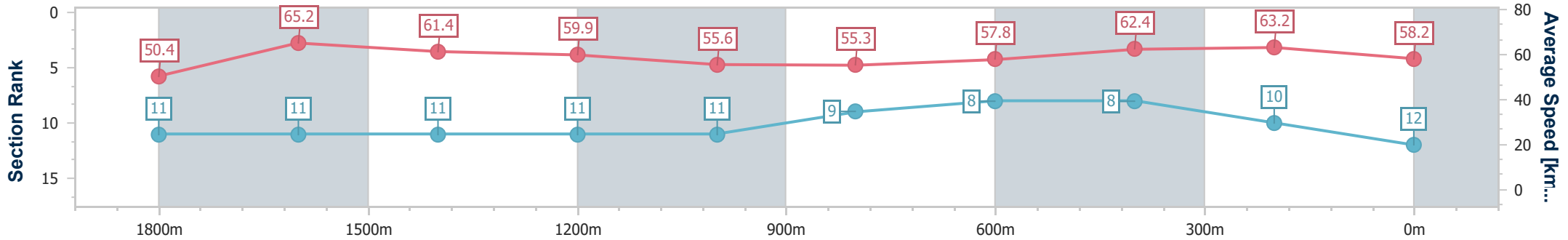


21 January 2023 - 14:08

Track Rating: Good 4, Weather: Fine, Rail Position: +2.5m Entire Course

BRISBANE RACING CLUB

Section	Overall	1800m	1600m	1400m	1200m	1000m	800m	600m	400m	200m
Section Times	2:04.71 [12] (0:15.71)	1:49.00 [11] (0:10.97)	1:38.03 [11] (0:11.71)	1:26.32 [11] (0:12.07)	1:14.25 [11] (0:12.96)	1:01.29 [11] (0:13.08)	0:48.21 [9] (0:12.63)	0:35.58 [8] (0:11.73)	0:23.85 [8] (0:11.46)	0:12.39 [10] (0:12.39)
Average Speed [km/h]	50.4	65.2	61.4	59.9	55.6	55.3	57.8	62.4	63.2	58.2
Top Speed [km/h]	66.3	67.1	62.6	61.9	57.9	58.4	62.9	64.2	64.2	62.5
Avg. Dist. to Rail [m]	1.1	0.9	0.5	0.7	2.1	1.8	2.7	3.0	3.7	5.3
Avg. Stride Freq. [Hz]	---	---	---	---	---	---	---	---	---	---
Avg. Stride Length [m]	---	---	---	---	---	---	---	---	---	---



- [] Ranking at each section and finish
- No data available at this section
- NA No data available



Horse/Jockey Name	Steinbrenner
Final Rank	13
Fastest Section Time (Section)	0:10.98 (1800m)
Top Speed [km/h] (Section)	67.7 (1800m)
Race State	Finished

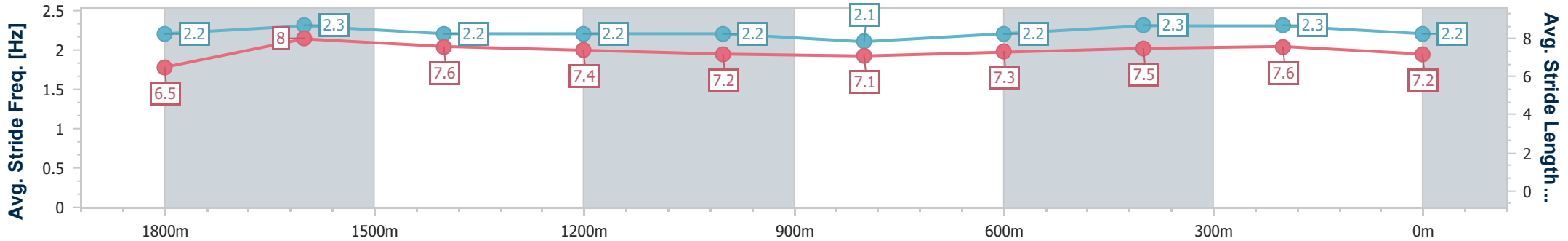
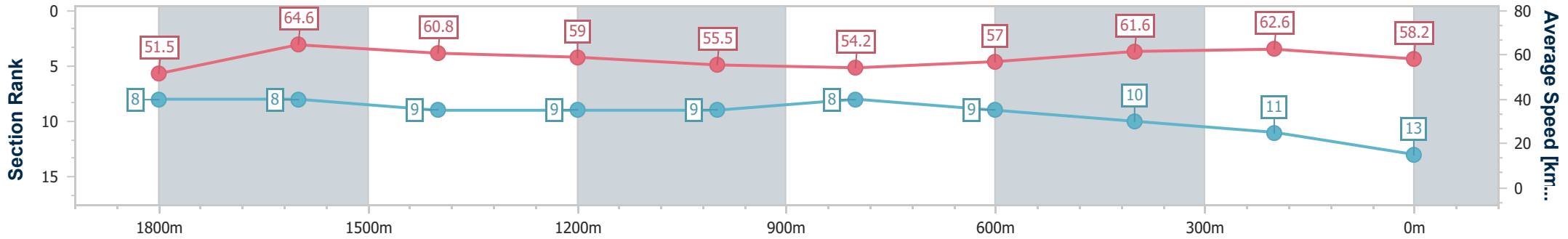


Doomben QLD Professional
Race 4: BRC MEMBERSHIP PLUS BENCHMARK 78 Handicap - 2020m
 21 January 2023 - 14:08
 Track Rating: Good 4, Weather: Fine, Rail Position: +2.5m Entire Course



BRISBANE
RACING CLUB

Section	Overall	1800m	1600m	1400m	1200m	1000m	800m	600m	400m	200m
Section Times	2:04.78 [13] (0:15.39)	1:49.39 [8] (0:10.98)	1:38.41 [8] (0:11.72)	1:26.69 [9] (0:12.09)	1:14.60 [9] (0:12.98)	1:01.62 [9] (0:13.31)	0:48.31 [8] (0:12.68)	0:35.63 [9] (0:11.74)	0:23.89 [10] (0:11.53)	0:12.36 [11] (0:12.36)
Average Speed [km/h]	51.5	64.6	60.8	59.0	55.5	54.2	57.0	61.6	62.6	58.2
Top Speed [km/h]	67.0	67.7	61.9	61.1	57.2	56.7	61.1	63.4	63.5	61.2
Avg. Dist. to Rail [m]	2.3	2.6	2.7	1.2	0.1	0.4	1.1	0.8	0.8	1.0
Avg. Stride Freq. [Hz]	2.2	2.3	2.2	2.2	2.2	2.1	2.2	2.3	2.3	2.2
Avg. Stride Length [m]	6.5	8.0	7.6	7.4	7.2	7.1	7.3	7.5	7.6	7.2



- [] Ranking at each section and finish
- .-.- No data available at this section
- NA No data available



Horse/Jockey Name	Green Flash
Final Rank	14
Fastest Section Time (Section)	0:10.90 (1800m)
Top Speed [km/h] (Section)	67.4 (1800m)
Race State	Finished

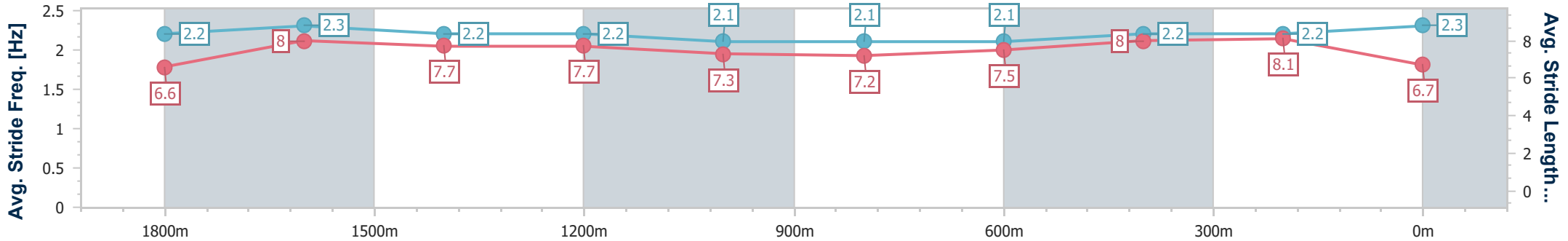
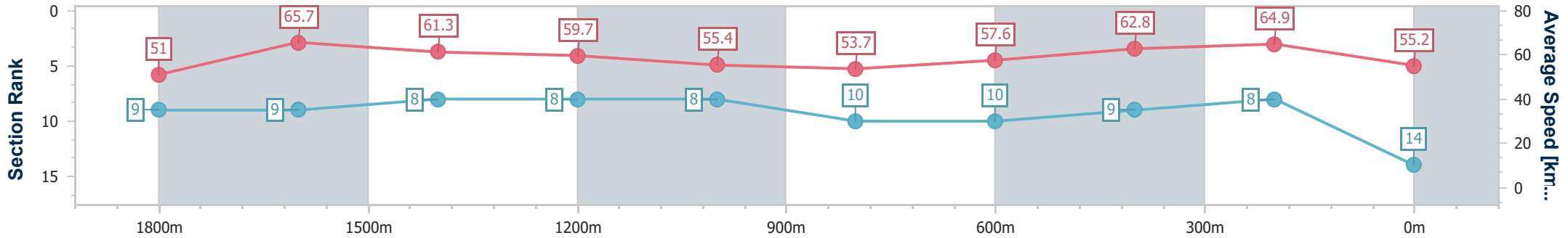


Doomben QLD Professional
Race 4: BRC MEMBERSHIP PLUS BENCHMARK 78 Handicap - 2020m
 21 January 2023 - 14:08
 Track Rating: Good 4, Weather: Fine, Rail Position: +2.5m Entire Course



BRISBANE
RACING CLUB

Section	Overall	1800m	1600m	1400m	1200m	1000m	800m	600m	400m	200m
Section Times	2:05.05 [14] (0:15.51)	1:49.54 [9] (0:10.90)	1:38.64 [9] (0:11.67)	1:26.97 [8] (0:12.05)	1:14.92 [8] (0:13.02)	1:01.90 [8] (0:13.46)	0:48.44 [10] (0:12.61)	0:35.83 [10] (0:11.64)	0:24.19 [9] (0:11.15)	0:13.04 [8] (0:13.04)
Average Speed [km/h]	51.0	65.7	61.3	59.7	55.4	53.7	57.6	62.8	64.9	55.2
Top Speed [km/h]	67.0	67.4	62.7	60.9	56.0	55.9	61.6	64.7	66.5	64.8
Avg. Dist. to Rail [m]	2.1	1.2	1.4	0.4	0.7	1.2	1.8	2.5	3.2	7.0
Avg. Stride Freq. [Hz]	2.2	2.3	2.2	2.2	2.1	2.1	2.1	2.2	2.2	2.3
Avg. Stride Length [m]	6.6	8.0	7.7	7.7	7.3	7.2	7.5	8.0	8.1	6.7



- [] Ranking at each section and finish
- .-.- No data available at this section
- NA No data available