



Sunshine Coast QLD Professional
Race 1: MARTIN COLLINS AUSTRALIA QTIS Two-Year-Old Maiden
Handicap - 1000m
22 January 2023 - 12:45



Track Rating: Good 4, Weather: Fine, Rail Position: +9m Entire Course

Section		Overall	800m	600m	400m	200m	Last 600m					
Field Times		0:58.74 (0:13.56)	0:45.18 (0:11.09)	0:34.09 (0:11.26)	0:22.83 (0:10.96)	0:11.87 (0:11.87)	0:34.09					
Rank	TAB Horse/Jockey	Barrier	Top Speed [km/h]	Fastest Section	Margin					Distance Travelled [m]		
1	5 THE PLAYER Justin Huxtable	8	67.3 400m	0:10.91 400m	0:58.74 [1] (0:13.93)	0:44.81 [4] (0:11.06)	0:33.75 [4] (0:11.16)	0:22.59 [3] (0:10.91)	0:11.68 [2] (0:11.68)	0:58.74	0:33.75	
2	1 MISHANI RAIDER James Orman	5	67.2 Overall	0:10.94 400m	0:58.75 [2] (0:13.90)	0:44.85 [3] (0:11.09)	0:33.76 [3] (0:11.17)	0:22.59 [4] (0:10.94)	0:11.65 [3] (0:11.65)	0.1L	0:33.76	-4
3	9 TORQUE ABOUT MAGIC Nikita Beriman	2	66.5 400m	0:10.96 400m	0:58.97 [3] (0:13.74)	0:45.23 [2] (0:11.06)	0:34.17 [2] (0:11.11)	0:23.06 [1] (0:10.96)	0:12.10 [1] (0:12.10)	1.4L	0:34.17	-3
4	3 ORCA Larry Cassidy	6	66.8 800m	0:11.08 800m	0:59.64 [4] (0:14.22)	0:45.42 [5] (0:11.08)	0:34.34 [5] (0:11.19)	0:23.15 [5] (0:11.26)	0:11.89 [5] (0:11.89)	5.2L	0:34.34	-1
5	6 REVITUP CHARLIE Ben Thompson	1	67.1 800m	0:11.09 800m	0:59.65 [5] (0:13.56)	0:46.09 [1] (0:11.09)	0:35.00 [1] (0:11.26)	0:23.74 [2] (0:11.20)	0:12.54 [4] (0:12.54)	5.3L	0:35.00	-2

Scratched: Boom Master (#2), Rothafella (#4), Jack's Boom (#7), Surreal Ascot (#8)

[] Ranking at each section and finish
 -:-:- No data available at this section
 NA No data available

SCN Saddle cloth number
 DNF Did not finish
 DNT Did not track



Horse/Jockey Name	The Player
Final Rank	1
Fastest Section Time (Section)	0:10.91 (400m)
Top Speed [km/h] (Section)	67.3 (400m)
Race State	Finished



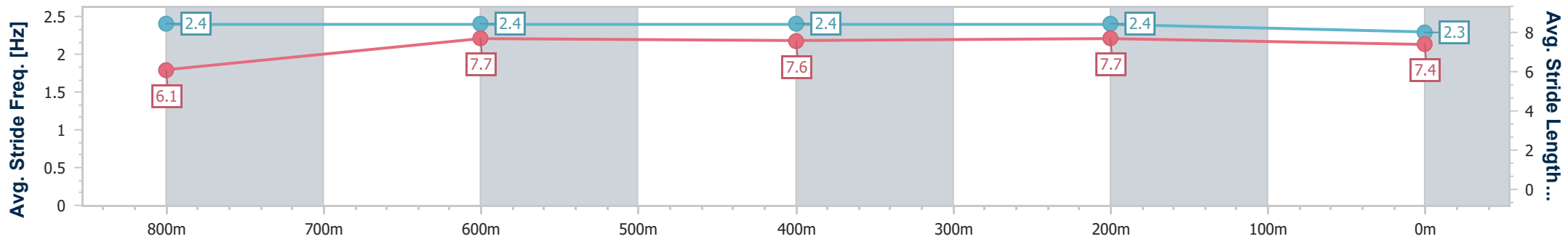
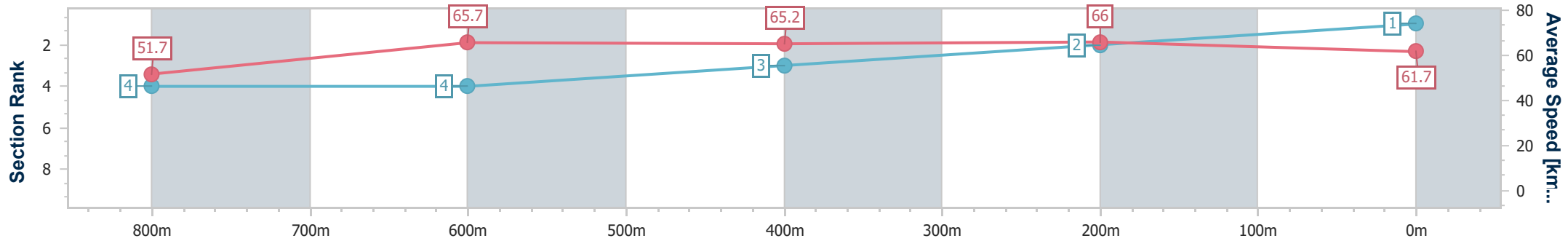
Sunshine Coast QLD Professional
 Race 1: MARTIN COLLINS AUSTRALIA QTIS Two-Year-Old
 Maiden Handicap - 1000m



22 January 2023 - 12:45

Track Rating: Good 4, Weather: Fine, Rail Position: +9m Entire Course

Section	Overall	800m	600m	400m	200m
Section Times	0:58.74 [1] (0:13.93)	0:44.81 [4] (0:11.06)	0:33.75 [4] (0:11.16)	0:22.59 [3] (0:10.91)	0:11.68 [2] (0:11.68)
Average Speed [km/h]	51.7	65.7	65.2	66.0	61.7
Top Speed [km/h]	66.5	66.7	66.9	67.3	64.0
Avg. Dist. to Rail [m]	4.4	2.3	1.9	3.3	2.6
Avg. Stride Freq. [Hz]	2.4	2.4	2.4	2.4	2.3
Avg. Stride Length [m]	6.1	7.7	7.6	7.7	7.4



- [] Ranking at each section and finish
- .-.- No data available at this section
- NA No data available



Horse/Jockey Name	Mishani Raider
Final Rank	2
Fastest Section Time (Section)	0:10.94 (400m)
Top Speed [km/h] (Section)	67.2 (Overall)
Race State	Finished



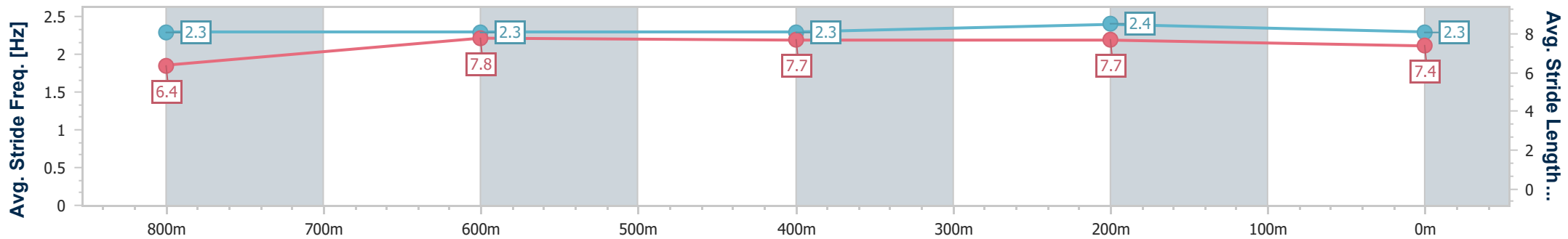
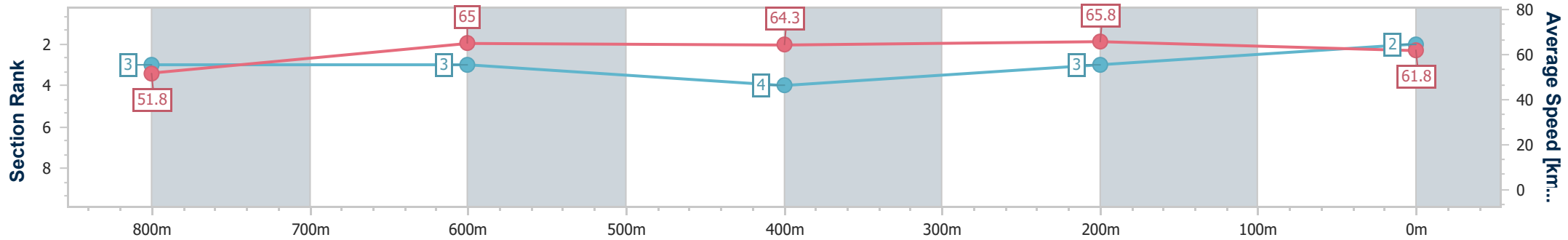
Sunshine Coast QLD Professional
 Race 1: MARTIN COLLINS AUSTRALIA QTIS Two-Year-Old
 Maiden Handicap - 1000m



22 January 2023 - 12:45

Track Rating: Good 4, Weather: Fine, Rail Position: +9m Entire Course

Section	Overall	800m	600m	400m	200m
Section Times	0:58.75 [2] (0:13.90)	0:44.85 [3] (0:11.09)	0:33.76 [3] (0:11.17)	0:22.59 [4] (0:10.94)	0:11.65 [3] (0:11.65)
Average Speed [km/h]	51.8	65.0	64.3	65.8	61.8
Top Speed [km/h]	67.2	67.2	65.9	66.8	65.1
Avg. Dist. to Rail [m]	2.6	1.0	0.7	1.0	1.7
Avg. Stride Freq. [Hz]	2.3	2.3	2.3	2.4	2.3
Avg. Stride Length [m]	6.4	7.8	7.7	7.7	7.4



- [] Ranking at each section and finish
- .-.- No data available at this section
- NA No data available



Horse/Jockey Name	Torque About Magic
Final Rank	3
Fastest Section Time (Section)	0:10.96 (400m)
Top Speed [km/h] (Section)	66.5 (400m)
Race State	Finished



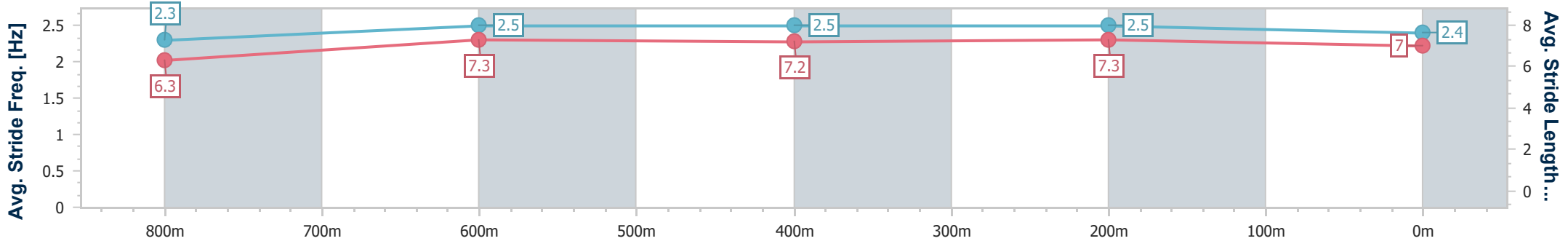
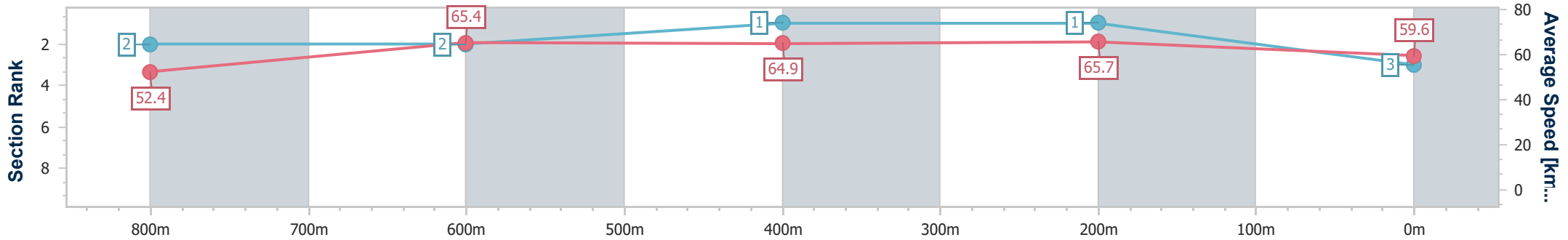
Sunshine Coast QLD Professional
 Race 1: MARTIN COLLINS AUSTRALIA QTIS Two-Year-Old
 Maiden Handicap - 1000m



22 January 2023 - 12:45

Track Rating: Good 4, Weather: Fine, Rail Position: +9m Entire Course

Section	Overall	800m	600m	400m	200m
Section Times	0:58.97 [3] (0:13.74)	0:45.23 [2] (0:11.06)	0:34.17 [2] (0:11.11)	0:23.06 [1] (0:10.96)	0:12.10 [1] (0:12.10)
Average Speed [km/h]	52.4	65.4	64.9	65.7	59.6
Top Speed [km/h]	66.0	66.2	65.6	66.5	63.7
Avg. Dist. to Rail [m]	2.0	1.5	0.1	1.3	0.8
Avg. Stride Freq. [Hz]	2.3	2.5	2.5	2.5	2.4
Avg. Stride Length [m]	6.3	7.3	7.2	7.3	7.0



- [] Ranking at each section and finish
- .-.- No data available at this section
- NA No data available



Horse/Jockey Name	Orca
Final Rank	4
Fastest Section Time (Section)	0:11.08 (800m)
Top Speed [km/h] (Section)	66.8 (800m)
Race State	Finished



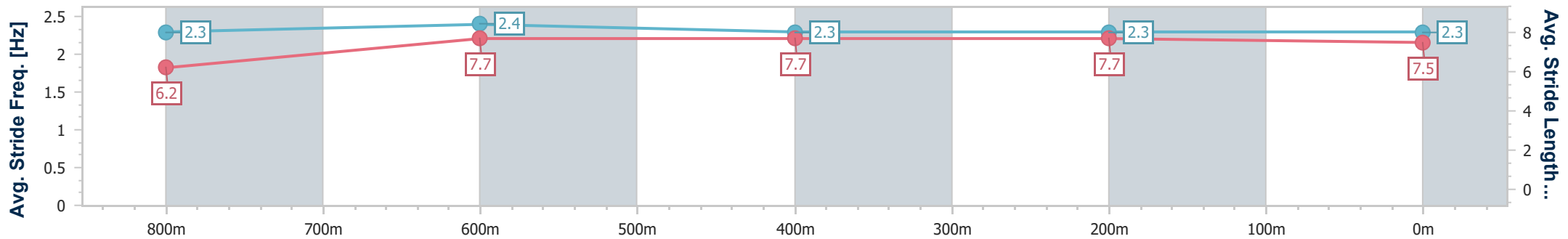
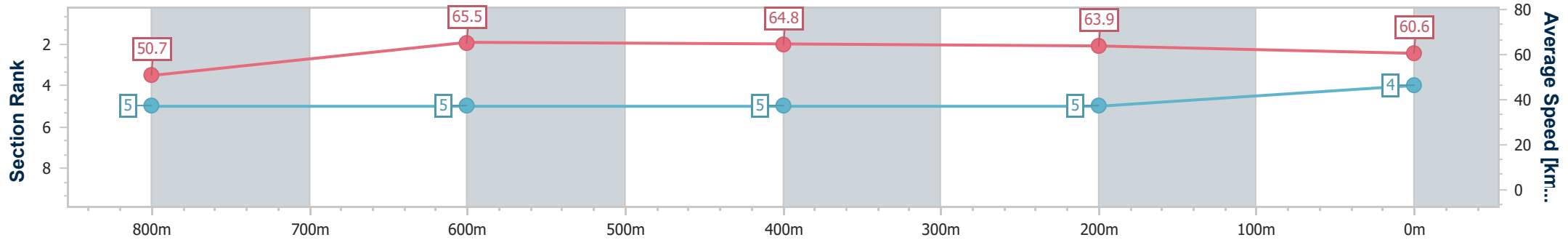
Sunshine Coast QLD Professional
 Race 1: MARTIN COLLINS AUSTRALIA QTIS Two-Year-Old
 Maiden Handicap - 1000m



22 January 2023 - 12:45

Track Rating: Good 4, Weather: Fine, Rail Position: +9m Entire Course

Section	Overall	800m	600m	400m	200m
Section Times	0:59.64 [4] (0:14.22)	0:45.42 [5] (0:11.08)	0:34.34 [5] (0:11.19)	0:23.15 [5] (0:11.26)	0:11.89 [5] (0:11.89)
Average Speed [km/h]	50.7	65.5	64.8	63.9	60.6
Top Speed [km/h]	65.8	66.8	65.4	65.3	62.6
Avg. Dist. to Rail [m]	3.3	2.0	1.4	1.1	1.4
Avg. Stride Freq. [Hz]	2.3	2.4	2.3	2.3	2.3
Avg. Stride Length [m]	6.2	7.7	7.7	7.7	7.5



- [] Ranking at each section and finish
- .-.- No data available at this section
- NA No data available



Horse/Jockey Name	Revitup Charlie
Final Rank	5
Fastest Section Time (Section)	0:11.09 (800m)
Top Speed [km/h] (Section)	67.1 (800m)
Race State	Finished



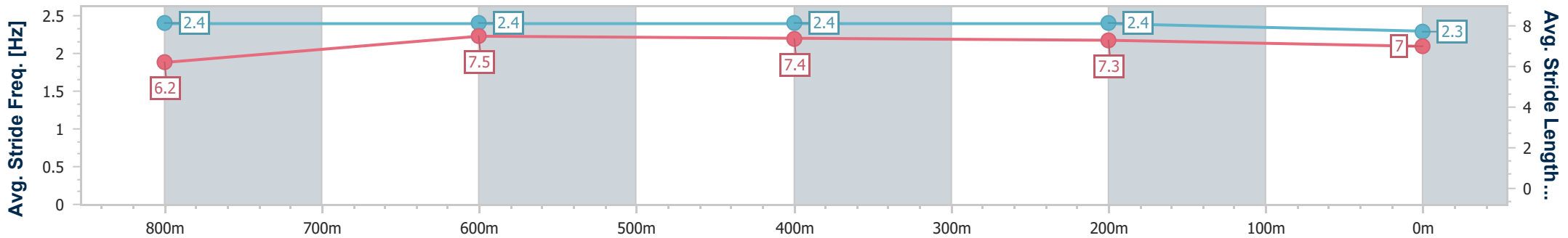
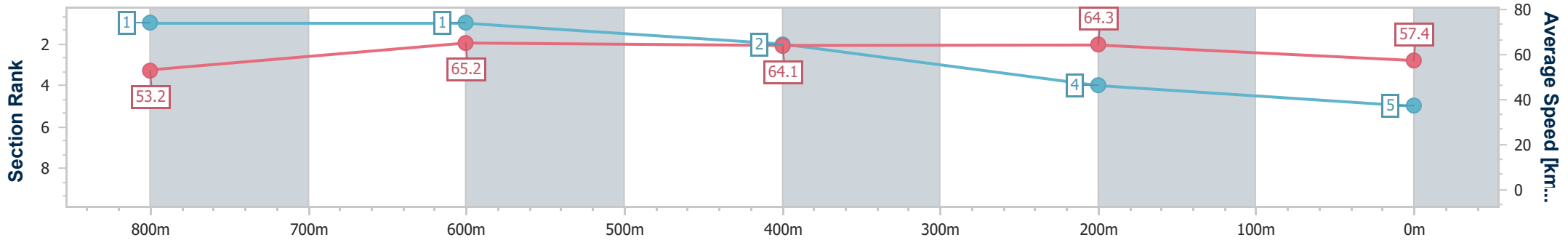
Sunshine Coast QLD Professional
 Race 1: MARTIN COLLINS AUSTRALIA QTIS Two-Year-Old
 Maiden Handicap - 1000m



22 January 2023 - 12:45

Track Rating: Good 4, Weather: Fine, Rail Position: +9m Entire Course

Section	Overall	800m	600m	400m	200m
Section Times	0:59.65 [5] (0:13.56)	0:46.09 [1] (0:11.09)	0:35.00 [1] (0:11.26)	0:23.74 [2] (0:11.20)	0:12.54 [4] (0:12.54)
Average Speed [km/h]	53.2	65.2	64.1	64.3	57.4
Top Speed [km/h]	66.8	67.1	66.1	66.1	61.6
Avg. Dist. to Rail [m]	1.2	1.0	0.4	1.0	0.9
Avg. Stride Freq. [Hz]	2.4	2.4	2.4	2.4	2.3
Avg. Stride Length [m]	6.2	7.5	7.4	7.3	7.0



- [] Ranking at each section and finish
- .-.- No data available at this section
- NA No data available