



Sunshine Coast QLD Professional

Race 6: BARRIER REEF POOLS BENCHMARK 65 Handicap - 1200m

22 January 2023 - 15:45



Track Rating: Good 4, Weather: Fine, Rail Position: +9m Entire Course

Section		Field Times											Last 600m	
		Overall	1000m	800m	600m	400m	200m						0:34.45	
		1:11.63 (0:13.44)	0:58.19 (0:11.65)	0:46.54 (0:12.09)	0:34.45 (0:11.84)	0:22.61 (0:10.97)	0:11.64 (0:11.64)							
Rank	TAB Horse/Jockey	Barrier	Top Speed [km/h]	Fastest Section								Margin	Distance Travelled [m]	
1	5 DELUXE LEGEND James Orman	11	66.4 400m	0:10.97 400m	1:11.63 [1] (0:13.44)	0:58.19 [1] (0:11.65)	0:46.54 [1] (0:12.09)	0:34.45 [1] (0:11.84)	0:22.61 [1] (0:10.97)	0:11.64 [1] (0:11.64)	1:11.63	0:34.45		
2	6 DICKENSIAN Boris Thornton	2	67.8 400m	0:10.91 400m	1:11.78 [2] (0:13.62)	0:58.16 [2] (0:11.59)	0:46.57 [2] (0:12.19)	0:34.38 [3] (0:11.80)	0:22.58 [2] (0:10.91)	0:11.67 [2] (0:11.67)	0.8L	0:34.38	+6	
3	3 THUNDER MANIA Larry Cassidy	5	65.5 400m	0:11.09 400m	1:12.05 [3] (0:13.95)	0:58.10 [6] (0:11.67)	0:46.43 [7] (0:11.96)	0:34.47 [6] (0:11.87)	0:22.60 [6] (0:11.09)	0:11.51 [6] (0:11.51)	2.3L	0:34.47	+6	
4	7 MISTA OMEGA Ben Thompson	6	67.2 400m	0:10.98 400m	1:12.06 [4] (0:14.16)	0:57.90 [8] (0:11.65)	0:46.25 [8] (0:11.92)	0:34.33 [8] (0:11.83)	0:22.50 [7] (0:10.98)	0:11.52 [7] (0:11.52)	2.4L	0:34.33	+6	
5	11 ANGELS SHARE Micheal Hellyer	3	67.2 1000m	0:11.05 400m	1:12.08 [5] (0:14.05)	0:58.03 [7] (0:11.46)	0:46.57 [6] (0:12.07)	0:34.50 [7] (0:11.95)	0:22.55 [8] (0:11.05)	0:11.50 [8] (0:11.50)	2.5L	0:34.50	+5	
6	10 RIVER ROCKET Samantha Collett	7	65.8 400m	0:11.14 400m	1:12.24 [6] (0:13.65)	0:58.59 [3] (0:11.75)	0:46.84 [5] (0:12.04)	0:34.80 [5] (0:11.87)	0:22.93 [5] (0:11.14)	0:11.79 [5] (0:11.79)	3.3L	0:34.80	+5	
7	8 CRACKING THUNDER Ryan Maloney	1	66.3 400m	0:11.14 400m	1:12.33 [7] (0:13.81)	0:58.52 [4] (0:11.47)	0:47.05 [3] (0:12.14)	0:34.91 [4] (0:11.91)	0:23.00 [4] (0:11.14)	0:11.86 [4] (0:11.86)	3.7L	0:34.91	+5	
8	9 DATA PATCH Elione Chaves	8	65.5 400m	0:11.18 400m	1:12.49 [8] (0:13.80)	0:58.69 [5] (0:11.55)	0:47.14 [4] (0:12.01)	0:35.13 [2] (0:11.87)	0:23.26 [3] (0:11.18)	0:12.08 [3] (0:12.08)	4.5L	0:35.13	+8	

Scratched: Brocky (#1), Applecross (#2), Apple Tart (#4), See for Yourself (#12)

[] Ranking at each section and finish
 -:-:- No data available at this section
 NA No data available

SCN Saddle cloth number
 DNF Did not finish
 DNT Did not track



Horse/Jockey Name	Deluxe Legend
Final Rank	1
Fastest Section Time (Section)	0:10.97 (400m)
Top Speed [km/h] (Section)	66.4 (400m)
Race State	Finished



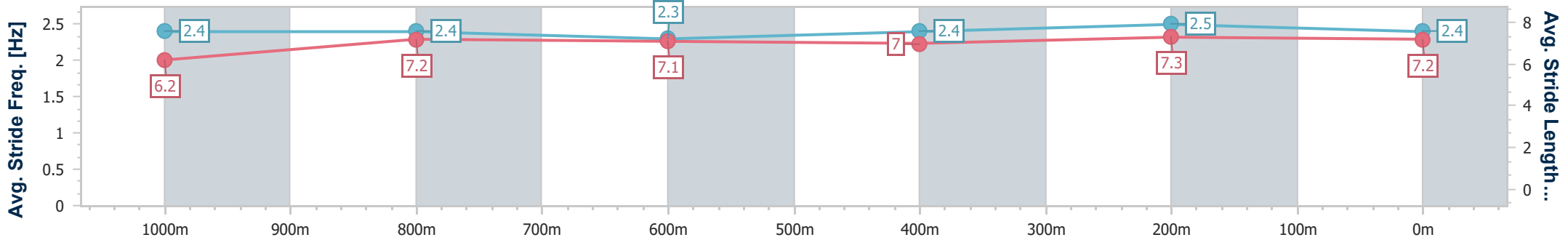
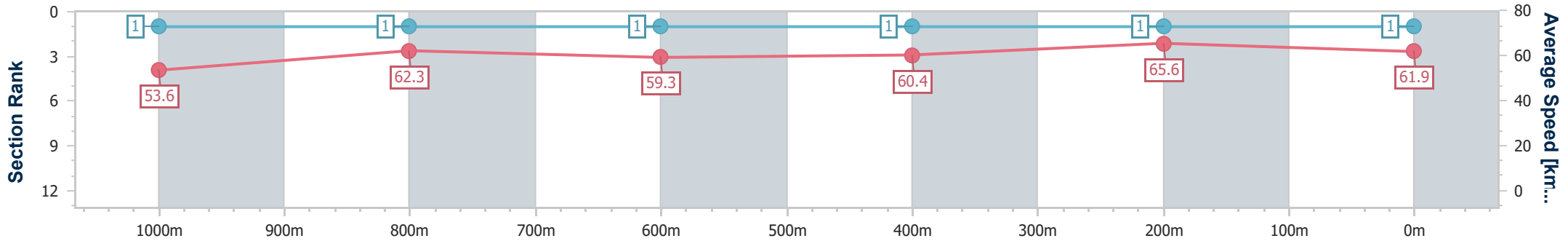
Sunshine Coast QLD Professional
Race 6: BARRIER REEF POOLS BENCHMARK 65 Handicap - 1200m



22 January 2023 - 15:45

Track Rating: Good 4, Weather: Fine, Rail Position: +9m Entire Course

Section	Overall	1000m	800m	600m	400m	200m								
Section Times	1:11.63 [1] (0:13.44)	0:58.19 [1] (0:11.65)	0:46.54 [1] (0:12.09)	0:34.45 [1] (0:11.84)	0:22.61 [1] (0:10.97)	0:11.64 [1] (0:11.64)								
Average Speed [km/h]	53.6	62.3	59.3	60.4	65.6	61.9								
Top Speed [km/h]	65.8	65.6	61.2	64.4	66.4	64.7								
Avg. Dist. to Rail [m]	8.6	4.2	0.6	1.4	1.0	0.8								
Avg. Stride Freq. [Hz]	2.4	2.4	2.3	2.4	2.5	2.4								
Avg. Stride Length [m]	6.2	7.2	7.1	7.0	7.3	7.2								



- [] Ranking at each section and finish
- .-.- No data available at this section
- NA No data available



Horse/Jockey Name	Dickensian
Final Rank	2
Fastest Section Time (Section)	0:10.91 (400m)
Top Speed [km/h] (Section)	67.8 (400m)
Race State	Finished



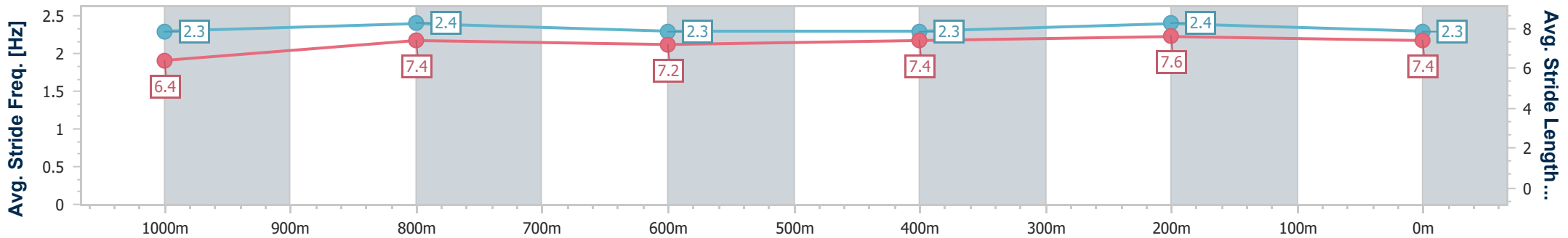
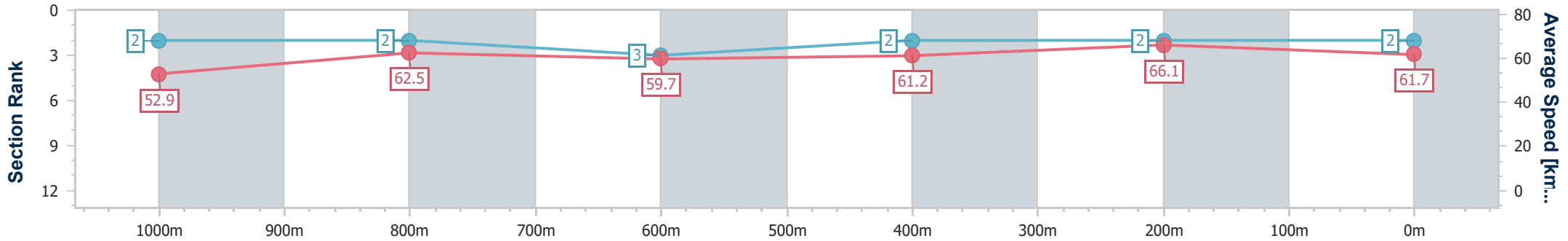
Sunshine Coast QLD Professional
 Race 6: BARRIER REEF POOLS BENCHMARK 65 Handicap - 1200m



22 January 2023 - 15:45

Track Rating: Good 4, Weather: Fine, Rail Position: +9m Entire Course

Section	Overall	1000m	800m	600m	400m	200m								
Section Times	1:11.78 [2] (0:13.62)	0:58.16 [2] (0:11.59)	0:46.57 [2] (0:12.19)	0:34.38 [3] (0:11.80)	0:22.58 [2] (0:10.91)	0:11.67 [2] (0:11.67)								
Average Speed [km/h]	52.9	62.5	59.7	61.2	66.1	61.7								
Top Speed [km/h]	64.9	65.0	61.3	64.5	67.8	65.4								
Avg. Dist. to Rail [m]	4.0	3.1	1.8	0.8	1.7	1.7								
Avg. Stride Freq. [Hz]	2.3	2.4	2.3	2.3	2.4	2.3								
Avg. Stride Length [m]	6.4	7.4	7.2	7.4	7.6	7.4								



- [] Ranking at each section and finish
- .-.- No data available at this section
- NA No data available



Horse/Jockey Name	Thunder Mania
Final Rank	3
Fastest Section Time (Section)	0:11.09 (400m)
Top Speed [km/h] (Section)	65.5 (400m)
Race State	Finished



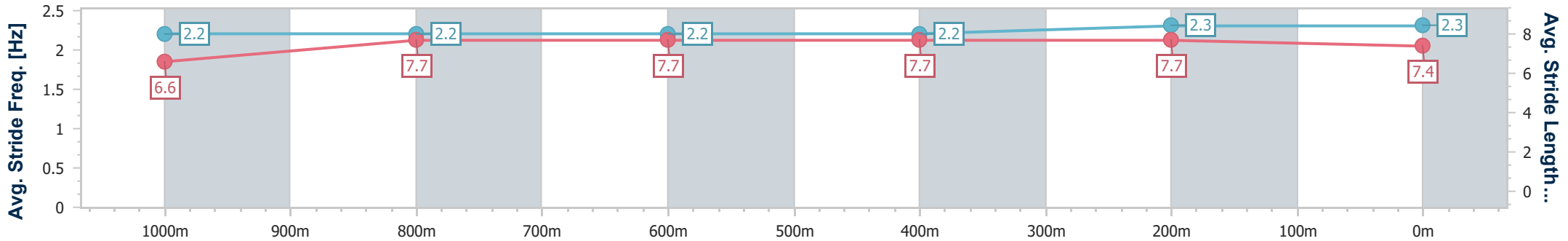
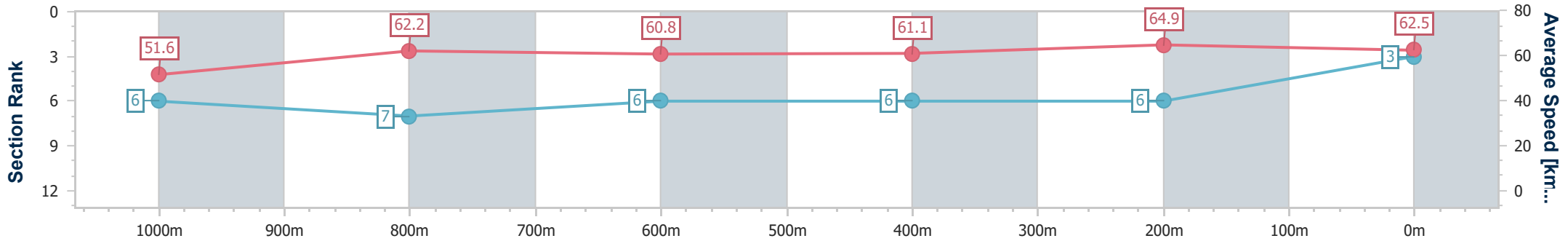
Sunshine Coast QLD Professional
Race 6: BARRIER REEF POOLS BENCHMARK 65 Handicap - 1200m



22 January 2023 - 15:45

Track Rating: Good 4, Weather: Fine, Rail Position: +9m Entire Course

Section	Overall	1000m	800m	600m	400m	200m								
Section Times	1:12.05 [3] (0:13.95)	0:58.10 [6] (0:11.67)	0:46.43 [7] (0:11.96)	0:34.47 [6] (0:11.87)	0:22.60 [6] (0:11.09)	0:11.51 [6] (0:11.51)								
Average Speed [km/h]	51.6	62.2	60.8	61.1	64.9	62.5								
Top Speed [km/h]	64.1	64.0	61.6	63.7	65.5	64.5								
Avg. Dist. to Rail [m]	4.3	2.8	1.9	1.3	2.8	3.7								
Avg. Stride Freq. [Hz]	2.2	2.2	2.2	2.2	2.3	2.3								
Avg. Stride Length [m]	6.6	7.7	7.7	7.7	7.7	7.4								



- [] Ranking at each section and finish
- .-.- No data available at this section
- NA No data available



Horse/Jockey Name	Mista Omega
Final Rank	4
Fastest Section Time (Section)	0:10.98 (400m)
Top Speed [km/h] (Section)	67.2 (400m)
Race State	Finished



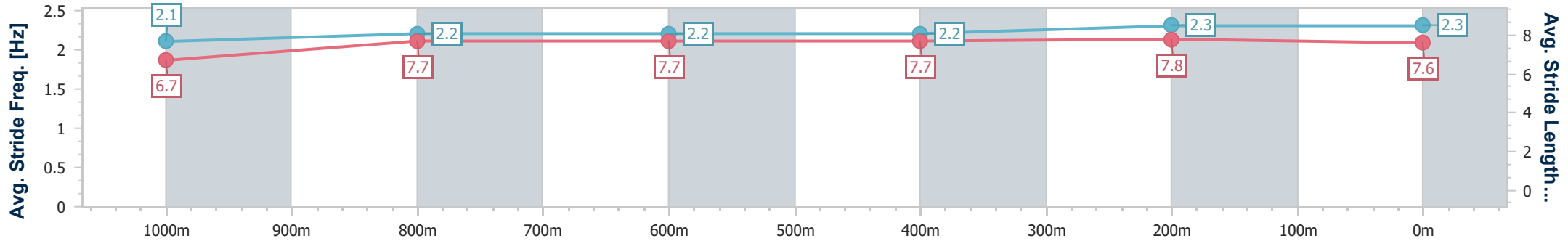
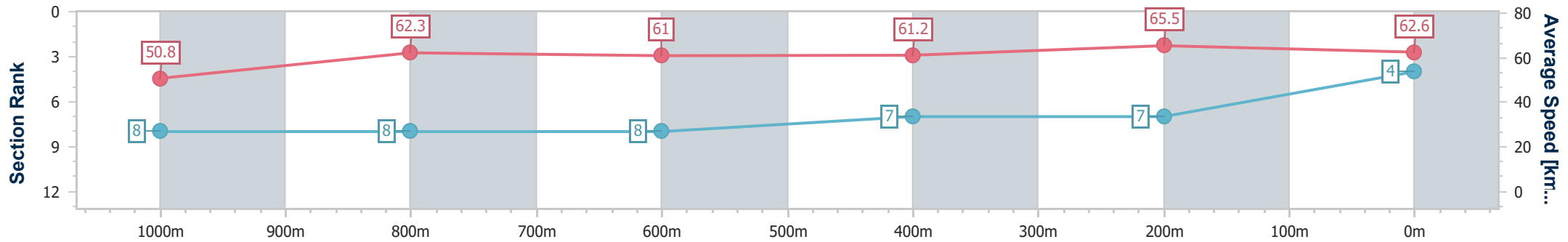
Sunshine Coast QLD Professional
Race 6: BARRIER REEF POOLS BENCHMARK 65 Handicap - 1200m



22 January 2023 - 15:45

Track Rating: Good 4, Weather: Fine, Rail Position: +9m Entire Course

Section	Overall	1000m	800m	600m	400m	200m								
Section Times	1:12.06 [4] (0:14.16)	0:57.90 [8] (0:11.65)	0:46.25 [8] (0:11.92)	0:34.33 [8] (0:11.83)	0:22.50 [7] (0:10.98)	0:11.52 [7] (0:11.52)								
Average Speed [km/h]	50.8	62.3	61.0	61.2	65.5	62.6								
Top Speed [km/h]	64.9	64.7	62.2	64.4	67.2	64.8								
Avg. Dist. to Rail [m]	5.1	3.1	1.8	0.9	2.0	2.9								
Avg. Stride Freq. [Hz]	2.1	2.2	2.2	2.2	2.3	2.3								
Avg. Stride Length [m]	6.7	7.7	7.7	7.7	7.8	7.6								



- [] Ranking at each section and finish
- .-.- No data available at this section
- NA No data available



Horse/Jockey Name	Angels Share
Final Rank	5
Fastest Section Time (Section)	0:11.05 (400m)
Top Speed [km/h] (Section)	67.2 (1000m)
Race State	Finished



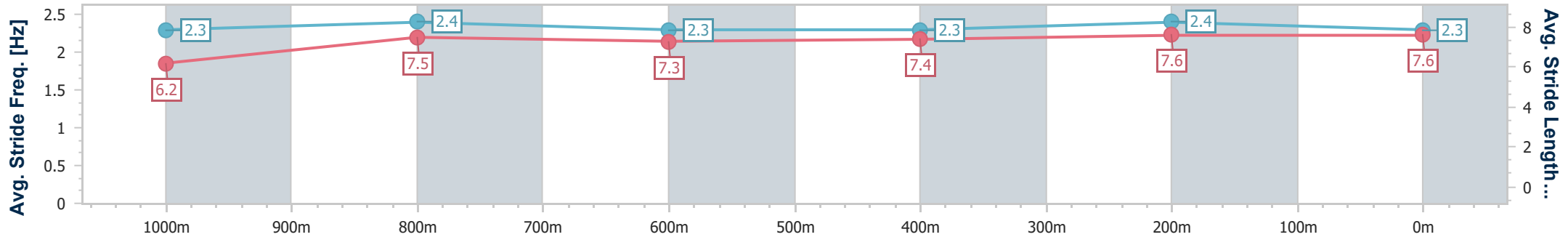
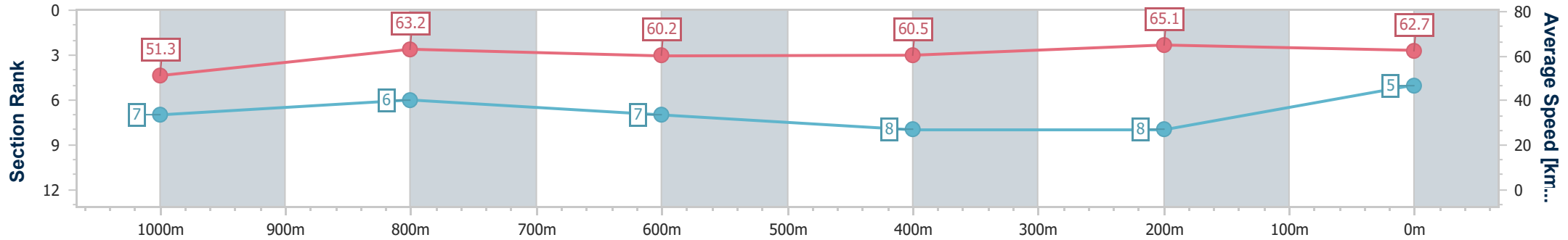
Sunshine Coast QLD Professional
Race 6: BARRIER REEF POOLS BENCHMARK 65 Handicap - 1200m



22 January 2023 - 15:45

Track Rating: Good 4, Weather: Fine, Rail Position: +9m Entire Course

Section	Overall	1000m	800m	600m	400m	200m
Section Times	1:12.08 [5] (0:14.05)	0:58.03 [7] (0:11.46)	0:46.57 [6] (0:12.07)	0:34.50 [7] (0:11.95)	0:22.55 [8] (0:11.05)	0:11.50 [8] (0:11.50)
Average Speed [km/h]	51.3	63.2	60.2	60.5	65.1	62.7
Top Speed [km/h]	67.2	67.2	62.8	64.3	66.5	64.7
Avg. Dist. to Rail [m]	3.7	2.1	1.7	0.8	0.4	0.2
Avg. Stride Freq. [Hz]	2.3	2.4	2.3	2.3	2.4	2.3
Avg. Stride Length [m]	6.2	7.5	7.3	7.4	7.6	7.6



- [] Ranking at each section and finish
- .-.- No data available at this section
- NA No data available



Horse/Jockey Name	River Rocket
Final Rank	6
Fastest Section Time (Section)	0:11.14 (400m)
Top Speed [km/h] (Section)	65.8 (400m)
Race State	Finished



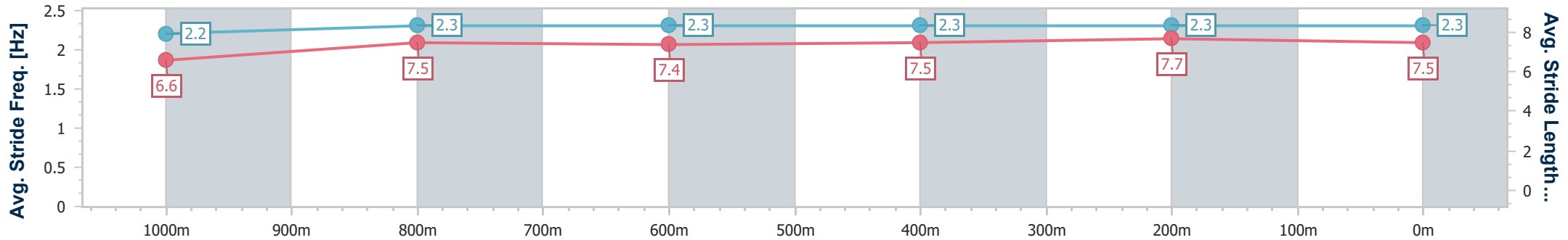
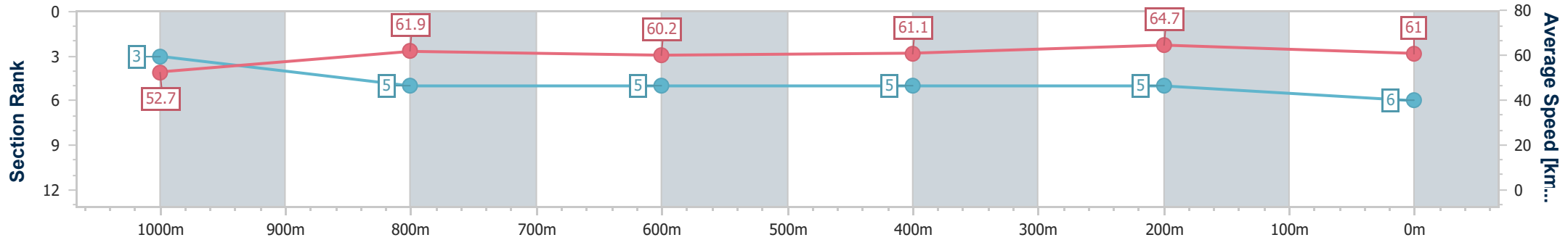
Sunshine Coast QLD Professional
Race 6: BARRIER REEF POOLS BENCHMARK 65 Handicap - 1200m



22 January 2023 - 15:45

Track Rating: Good 4, Weather: Fine, Rail Position: +9m Entire Course

Section	Overall	1000m	800m	600m	400m	200m								
Section Times	1:12.24 [6] (0:13.65)	0:58.59 [3] (0:11.75)	0:46.84 [5] (0:12.04)	0:34.80 [5] (0:11.87)	0:22.93 [5] (0:11.14)	0:11.79 [5] (0:11.79)								
Average Speed [km/h]	52.7	61.9	60.2	61.1	64.7	61.0								
Top Speed [km/h]	64.8	63.9	61.9	65.3	65.8	64.2								
Avg. Dist. to Rail [m]	6.0	3.4	1.3	1.1	3.3	2.8								
Avg. Stride Freq. [Hz]	2.2	2.3	2.3	2.3	2.3	2.3								
Avg. Stride Length [m]	6.6	7.5	7.4	7.5	7.7	7.5								



- [] Ranking at each section and finish
- .-.- No data available at this section
- NA No data available



Horse/Jockey Name	Cracking Thunder
Final Rank	7
Fastest Section Time (Section)	0:11.14 (400m)
Top Speed [km/h] (Section)	66.3 (400m)
Race State	Finished



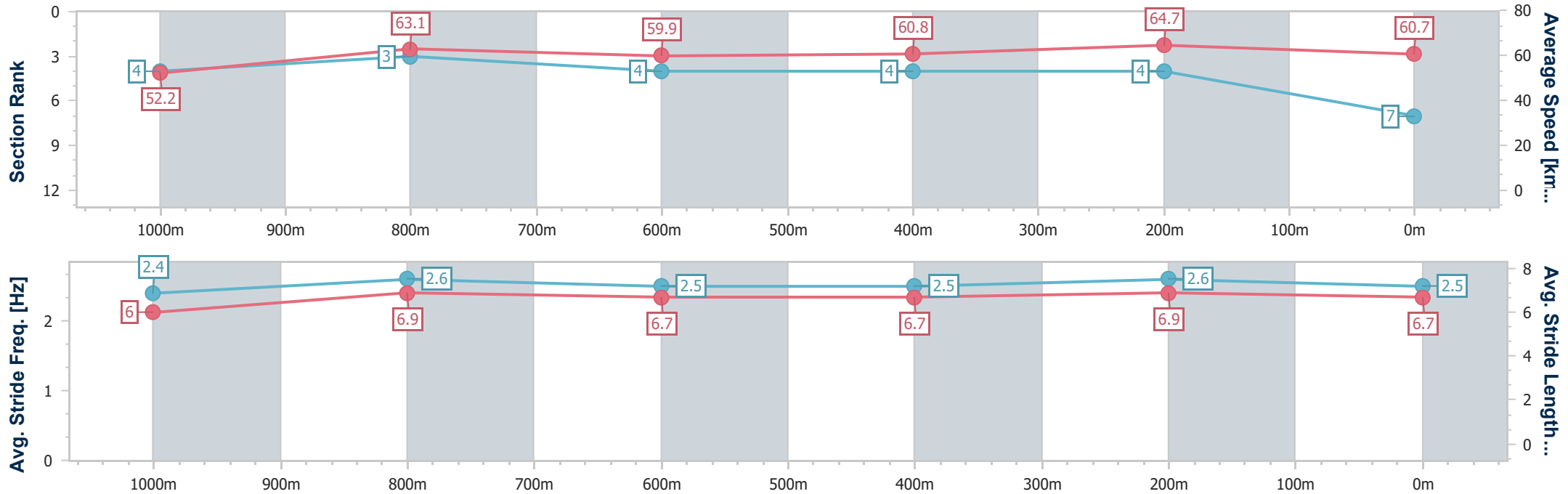
Sunshine Coast QLD Professional
 Race 6: BARRIER REEF POOLS BENCHMARK 65 Handicap - 1200m



22 January 2023 - 15:45

Track Rating: Good 4, Weather: Fine, Rail Position: +9m Entire Course

Section	Overall	1000m	800m	600m	400m	200m							
Section Times	1:12.33 [7] (0:13.81)	0:58.52 [4] (0:11.47)	0:47.05 [3] (0:12.14)	0:34.91 [4] (0:11.91)	0:23.00 [4] (0:11.14)	0:11.86 [4] (0:11.86)							
Average Speed [km/h]	52.2	63.1	59.9	60.8	64.7	60.7							
Top Speed [km/h]	64.5	64.3	61.3	62.9	66.3	64.3							
Avg. Dist. to Rail [m]	0.7	1.6	1.8	1.2	1.5	1.4							
Avg. Stride Freq. [Hz]	2.4	2.6	2.5	2.5	2.6	2.5							
Avg. Stride Length [m]	6.0	6.9	6.7	6.7	6.9	6.7							



- [] Ranking at each section and finish
- .-.- No data available at this section
- NA No data available



Horse/Jockey Name	Data Patch
Final Rank	8
Fastest Section Time (Section)	0:11.18 (400m)
Top Speed [km/h] (Section)	65.5 (400m)
Race State	Finished



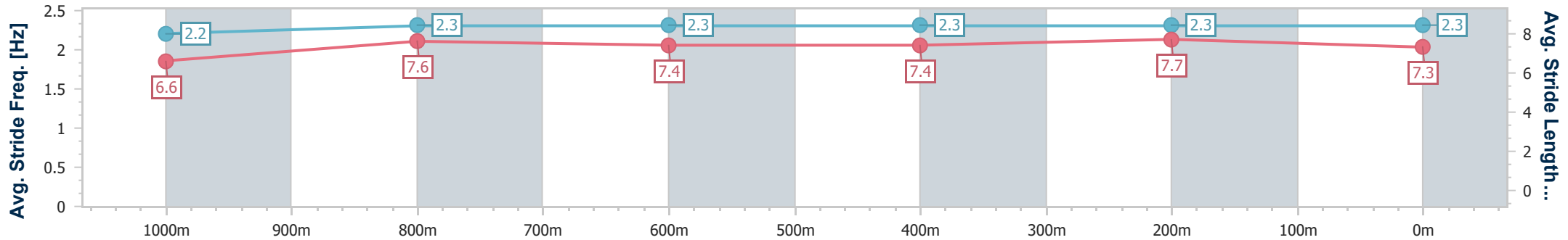
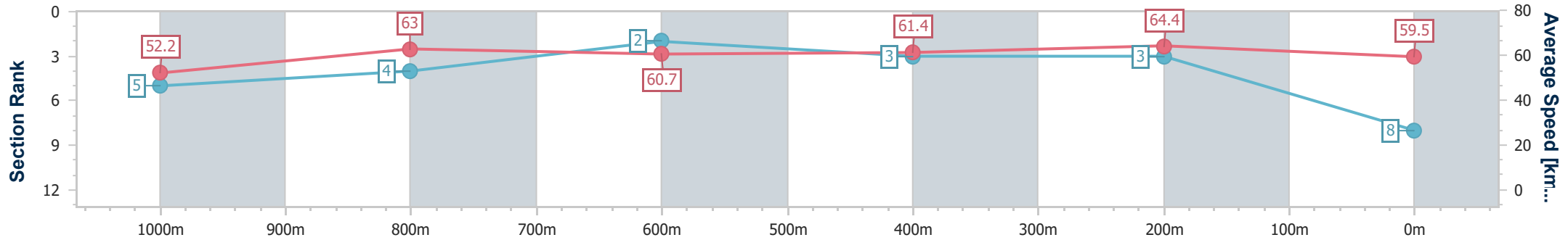
Sunshine Coast QLD Professional
Race 6: BARRIER REEF POOLS BENCHMARK 65 Handicap - 1200m



22 January 2023 - 15:45

Track Rating: Good 4, Weather: Fine, Rail Position: +9m Entire Course

Section	Overall	1000m	800m	600m	400m	200m								
Section Times	1:12.49 [8] (0:13.80)	0:58.69 [5] (0:11.55)	0:47.14 [4] (0:12.01)	0:35.13 [2] (0:11.87)	0:23.26 [3] (0:11.18)	0:12.08 [3] (0:12.08)								
Average Speed [km/h]	52.2	63.0	60.7	61.4	64.4	59.5								
Top Speed [km/h]	65.0	64.8	61.6	63.9	65.5	62.7								
Avg. Dist. to Rail [m]	7.0	4.1	2.2	2.1	3.3	3.4								
Avg. Stride Freq. [Hz]	2.2	2.3	2.3	2.3	2.3	2.3								
Avg. Stride Length [m]	6.6	7.6	7.4	7.4	7.7	7.3								



- [] Ranking at each section and finish
- .-.- No data available at this section
- NA No data available