



Doomben QLD Professional

Race 1: RACECOURSE VILLAGE Maiden Handicap - 1650m

25 January 2023 - 12:39



BRISBANE
RACING CLUB

Track Rating: Soft 6, Weather: Fine, Rail Position: +8.5 metres Entire Course.

Section													Overall	1400m	1200m	1000m	800m	600m	400m	Last 600m
Field Times													1:40.38 (0:17.44)	1:22.94 (0:12.06)	1:10.88 (0:11.75)	0:59.13 (0:12.31)	0:46.82 (0:12.29)	0:34.53 (0:11.69)	0:22.84 (0:11.08)	0:34.53
Rank	TAB	Horse/Jockey	Barrier	Top Speed [km/h]	Fastest Section								Distance Travelled [m]							
1	2	KUREDOR Ryan Maloney	5	67.3 400m	0:10.95 400m	1:40.38 [1] (0:17.64)	1:22.74 [4] (0:12.07)	1:10.67 [4] (0:11.96)	0:58.71 [3] (0:12.26)	0:46.45 [3] (0:12.22)	0:34.23 [3] (0:11.69)	0:22.54 [2] (0:10.95)	0:34.23							
2	7	ANATINI Ben Thompson	1	65.8 400m	0:11.08 400m	1:40.39 [2] (0:17.44)	1:22.95 [1] (0:12.06)	1:10.89 [1] (0:11.75)	0:59.14 [1] (0:12.31)	0:46.83 [1] (0:12.29)	0:34.54 [1] (0:11.69)	0:22.85 [1] (0:11.08)	0:34.54 +4							
3	6	SUBSTANCE Jaden Lloyd	3	67.0 400m	0:10.99 400m	1:40.48 [3] (0:17.88)	1:22.60 [5] (0:12.19)	1:10.41 [6] (0:11.98)	0:58.43 [6] (0:12.21)	0:46.22 [5] (0:12.13)	0:34.09 [5] (0:11.64)	0:22.45 [4] (0:10.99)	0:34.09 +3							
4	3	RED HOT RUBIX Anthony Allen	6	66.4 400m	0:11.06 400m	1:40.61 [4] (0:17.62)	1:22.99 [2] (0:11.92)	1:11.07 [2] (0:11.82)	0:59.25 [2] (0:12.32)	0:46.93 [2] (0:12.37)	0:34.56 [2] (0:11.82)	0:22.74 [3] (0:11.06)	0:34.56 +4							
5	5	SIGNITA James Orman	7	65.9 400m	0:11.07 400m	1:41.09 [5] (0:17.91)	1:23.18 [7] (0:11.95)	1:11.23 [5] (0:12.12)	0:59.11 [5] (0:12.38)	0:46.73 [6] (0:12.17)	0:34.56 [6] (0:11.66)	0:22.90 [6] (0:11.07)	0:34.56 +3							
6	1	LADY VALENTINE Angela Jones	9	66.4 400m	0:11.09 400m	1:41.42 [6] (0:18.25)	1:23.17 [8] (0:12.06)	1:11.11 [9] (0:12.15)	0:58.96 [8] (0:12.31)	0:46.65 [9] (0:12.17)	0:34.48 [9] (0:11.76)	0:22.72 [9] (0:11.09)	0:34.48 +3							
7	11	SHE SHALL RULE Micheal Hellyer	8	64.7 400m	0:11.26 400m	1:41.84 [7] (0:18.31)	1:23.53 [9] (0:11.96)	1:11.57 [8] (0:12.22)	0:59.35 [9] (0:12.14)	0:47.21 [8] (0:12.08)	0:35.13 [7] (0:11.74)	0:23.39 [7] (0:11.26)	0:35.13 +1							
8	8	NEWMARKET MISS Samantha Collett	4	65.0 400m	0:11.28 400m	1:41.94 [8] (0:17.90)	1:24.04 [6] (0:12.19)	1:11.85 [7] (0:12.13)	0:59.72 [7] (0:12.30)	0:47.42 [7] (0:12.18)	0:35.24 [8] (0:11.89)	0:23.35 [8] (0:11.28)	0:35.24 +7							
9	9	BONNIE VALE Tegan Harrison	2	62.1 400m	0:11.74 400m	1:43.04 [9] (0:17.62)	1:25.42 [3] (0:12.07)	1:13.35 [3] (0:12.05)	1:01.30 [4] (0:12.31)	0:48.99 [4] (0:12.17)	0:36.82 [4] (0:11.88)	0:24.94 [5] (0:11.74)	0:36.82 +4							

Scratched: Capiteel (#4), Queen Luwell (#10)

[] Ranking at each section and finish
 -:-:- No data available at this section
 NA No data available

SCN Saddle cloth number
 DNF Did not finish
 DNT Did not track



Doomben QLD Professional

Race 1: RACECOURSE VILLAGE Maiden Handicap - 1650m

25 January 2023 - 12:39



BRISBANE
RACING CLUB

Track Rating: Soft 6, Weather: Fine, Rail Position: +8.5 metres Entire Course.

Section				200m				Last 600m	
Field Times				0:11.76 (0:11.76)				0:34.53	
Rank	TAB	Horse/Jockey	Barrier	Top Speed [km/h]	Fastest Section	Margin			Distance Travelled [m]
1	2	KUREDOR Ryan Maloney	5	67.3 400m	0:10.95 400m	0:11.59 [2] (0:11.59)	1:40.38		0:34.23
2	7	ANATINI Ben Thompson	1	65.8 400m	0:11.08 400m	0:11.77 [1] (0:11.77)	0.04L		0:34.54 +4
3	6	SUBSTANCE Jaden Lloyd	3	67.0 400m	0:10.99 400m	0:11.46 [4] (0:11.46)	0.58L		0:34.09 +3
4	3	RED HOT RUBIX Anthony Allen	6	66.4 400m	0:11.06 400m	0:11.68 [3] (0:11.68)	1.39L		0:34.56 +4
5	5	SIGNITA James Orman	7	65.9 400m	0:11.07 400m	0:11.83 [5] (0:11.83)	4.21L		0:34.56 +3
6	1	LADY VALENTINE Angela Jones	9	66.4 400m	0:11.09 400m	0:11.63 [7] (0:11.63)	6.1L		0:34.48 +3
7	11	SHE SHALL RULE Micheal Hellyer	8	64.7 400m	0:11.26 400m	0:12.13 [6] (0:12.13)	8.58L		0:35.13 +1
8	8	NEWMARKET MISS Samantha Collett	4	65.0 400m	0:11.28 400m	0:12.07 [9] (0:12.07)	9.16L		0:35.24 +7
9	9	BONNIE VALE Tegan Harrison	2	62.1 400m	0:11.74 400m	0:13.20 [8] (0:13.20)	15.65L		0:36.82 +4

Scratched: Capiteel (#4), Queen Luwell (#10)

[] Ranking at each section and finish
 -:-:- No data available at this section
 NA No data available

SCN Saddle cloth number
 DNF Did not finish
 DNT Did not track



Horse/Jockey Name	Kureder
Final Rank	1
Fastest Section Time (Section)	0:10.95 (400m)
Top Speed [km/h] (Section)	67.3 (400m)
Race State	Finished



Doomben QLD Professional

Race 1: RACECOURSE VILLAGE Maiden Handicap - 1650m

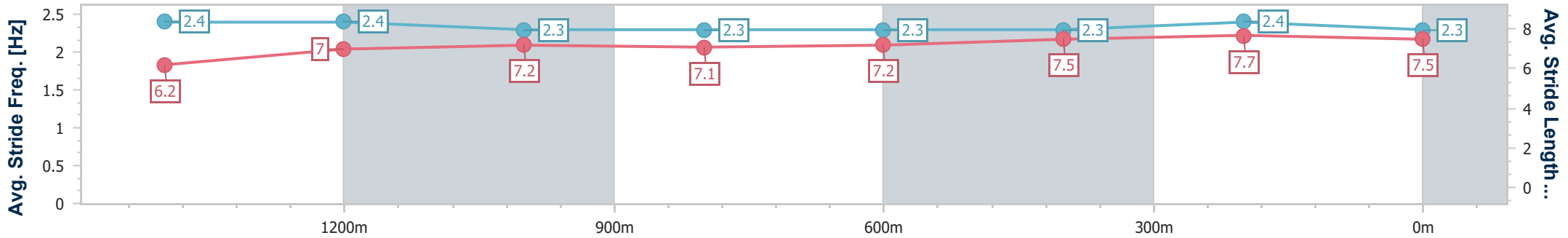
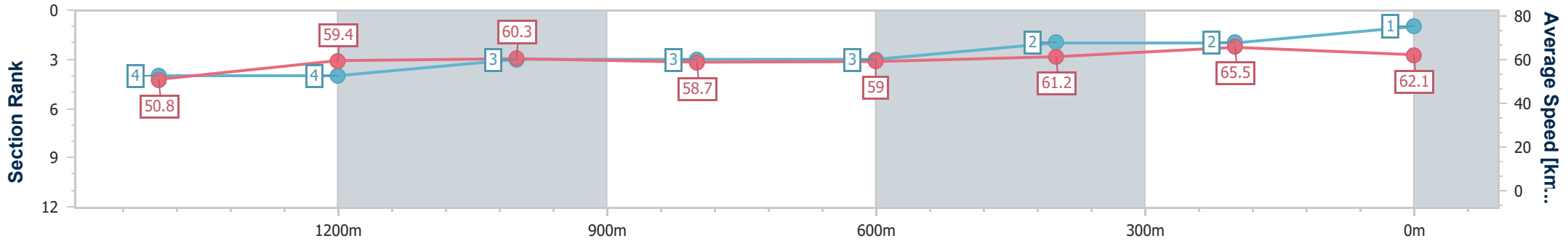
25 January 2023 - 12:39

Track Rating: Soft 6, Weather: Fine, Rail Position: +8.5 metres Entire Course.



BRISBANE RACING CLUB

Section	Overall	1400m	1200m	1000m	800m	600m	400m	200m
Section Times	1:40.38 [1] (0:17.64)	1:22.74 [4] (0:12.07)	1:10.67 [4] (0:11.96)	0:58.71 [3] (0:12.26)	0:46.45 [3] (0:12.22)	0:34.23 [3] (0:11.69)	0:22.54 [2] (0:10.95)	0:11.59 [2] (0:11.59)
Average Speed [km/h]	50.8	59.4	60.3	58.7	59.0	61.2	65.5	62.1
Top Speed [km/h]	63.0	61.0	61.9	60.7	59.6	65.5	67.3	66.6
Avg. Dist. to Rail [m]	4.1	0.8	0.7	0.5	0.2	0.8	1.3	0.4
Avg. Stride Freq. [Hz]	2.4	2.4	2.3	2.3	2.3	2.3	2.4	2.3
Avg. Stride Length [m]	6.2	7.0	7.2	7.1	7.2	7.5	7.7	7.5



- [] Ranking at each section and finish
- .-.- No data available at this section
- NA No data available



Horse/Jockey Name	Anatini
Final Rank	2
Fastest Section Time (Section)	0:11.08 (400m)
Top Speed [km/h] (Section)	65.8 (400m)
Race State	Finished



Doomben QLD Professional

Race 1: RACECOURSE VILLAGE Maiden Handicap - 1650m

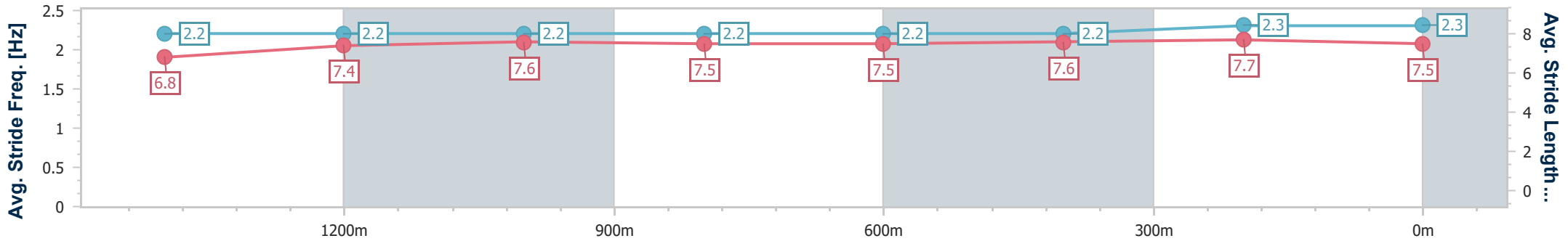
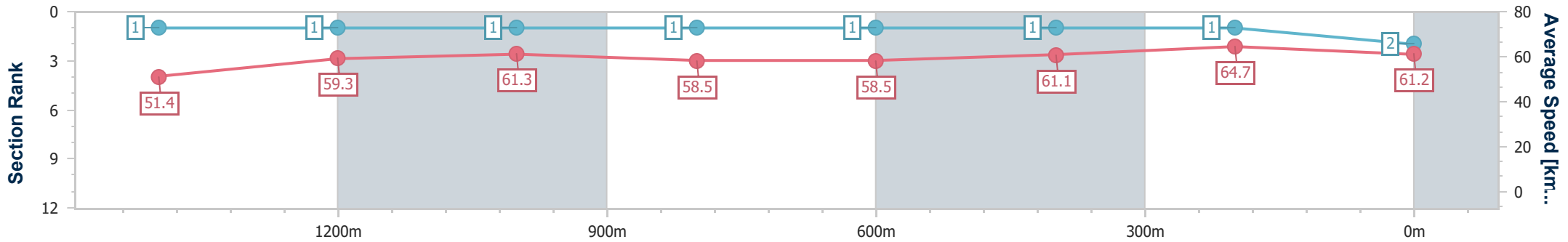
25 January 2023 - 12:39

Track Rating: Soft 6, Weather: Fine, Rail Position: +8.5 metres Entire Course.



BRISBANE RACING CLUB

Section	Overall	1400m	1200m	1000m	800m	600m	400m	200m					
Section Times	1:40.39 [2] (0:17.44)	1:22.95 [1] (0:12.06)	1:10.89 [1] (0:11.75)	0:59.14 [1] (0:12.31)	0:46.83 [1] (0:12.29)	0:34.54 [1] (0:11.69)	0:22.85 [1] (0:11.08)	0:11.77 [1] (0:11.77)					
Average Speed [km/h]	51.4	59.3	61.3	58.5	58.5	61.1	64.7	61.2					
Top Speed [km/h]	63.4	60.5	62.3	59.7	59.5	63.7	65.8	63.5					
Avg. Dist. to Rail [m]	2.5	1.0	0.3	0.1	0.3	1.1	2.6	3.2					
Avg. Stride Freq. [Hz]	2.2	2.2	2.2	2.2	2.2	2.2	2.3	2.3					
Avg. Stride Length [m]	6.8	7.4	7.6	7.5	7.5	7.6	7.7	7.5					



- [] Ranking at each section and finish
- .-.- No data available at this section
- NA No data available



Horse/Jockey Name	Substance
Final Rank	3
Fastest Section Time (Section)	0:10.99 (400m)
Top Speed [km/h] (Section)	67.0 (400m)
Race State	Finished



Doomben QLD Professional

Race 1: RACECOURSE VILLAGE Maiden Handicap - 1650m

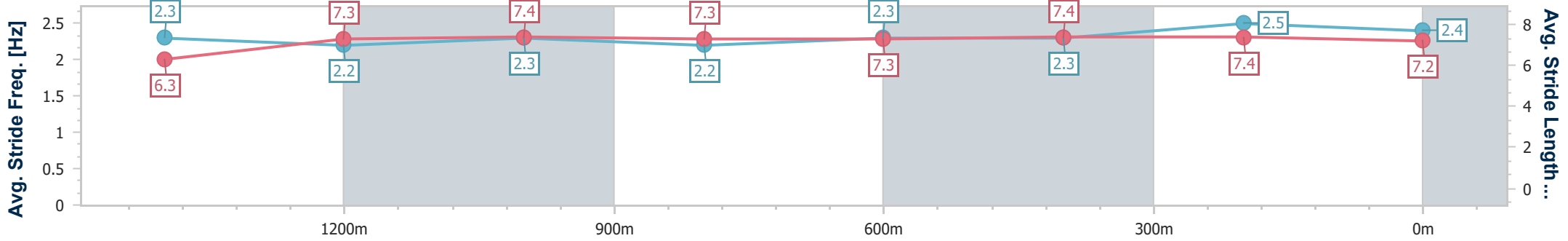
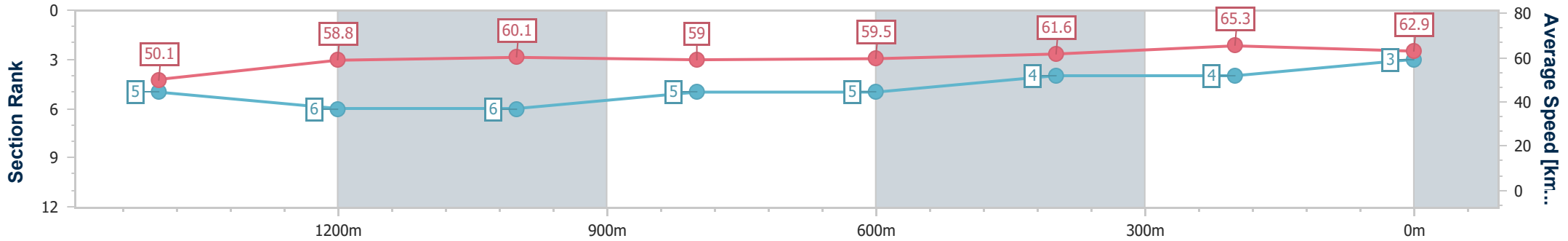
25 January 2023 - 12:39

Track Rating: Soft 6, Weather: Fine, Rail Position: +8.5 metres Entire Course.



BRISBANE RACING CLUB

Section	Overall	1400m	1200m	1000m	800m	600m	400m	200m
Section Times	1:40.48 [3] (0:17.88)	1:22.60 [5] (0:12.19)	1:10.41 [6] (0:11.98)	0:58.43 [6] (0:12.21)	0:46.22 [5] (0:12.13)	0:34.09 [5] (0:11.64)	0:22.45 [4] (0:10.99)	0:11.46 [4] (0:11.46)
Average Speed [km/h]	50.1	58.8	60.1	59.0	59.5	61.6	65.3	62.9
Top Speed [km/h]	61.9	61.1	61.1	60.6	60.0	65.4	67.0	64.9
Avg. Dist. to Rail [m]	1.6	0.7	0.3	0.5	0.5	0.7	1.2	0.6
Avg. Stride Freq. [Hz]	2.3	2.2	2.3	2.2	2.3	2.3	2.5	2.4
Avg. Stride Length [m]	6.3	7.3	7.4	7.3	7.3	7.4	7.4	7.2



- [] Ranking at each section and finish
- .-.- No data available at this section
- NA No data available



Horse/Jockey Name	Red Hot Rubix
Final Rank	4
Fastest Section Time (Section)	0:11.06 (400m)
Top Speed [km/h] (Section)	66.4 (400m)
Race State	Finished



Doomben QLD Professional

Race 1: RACECOURSE VILLAGE Maiden Handicap - 1650m

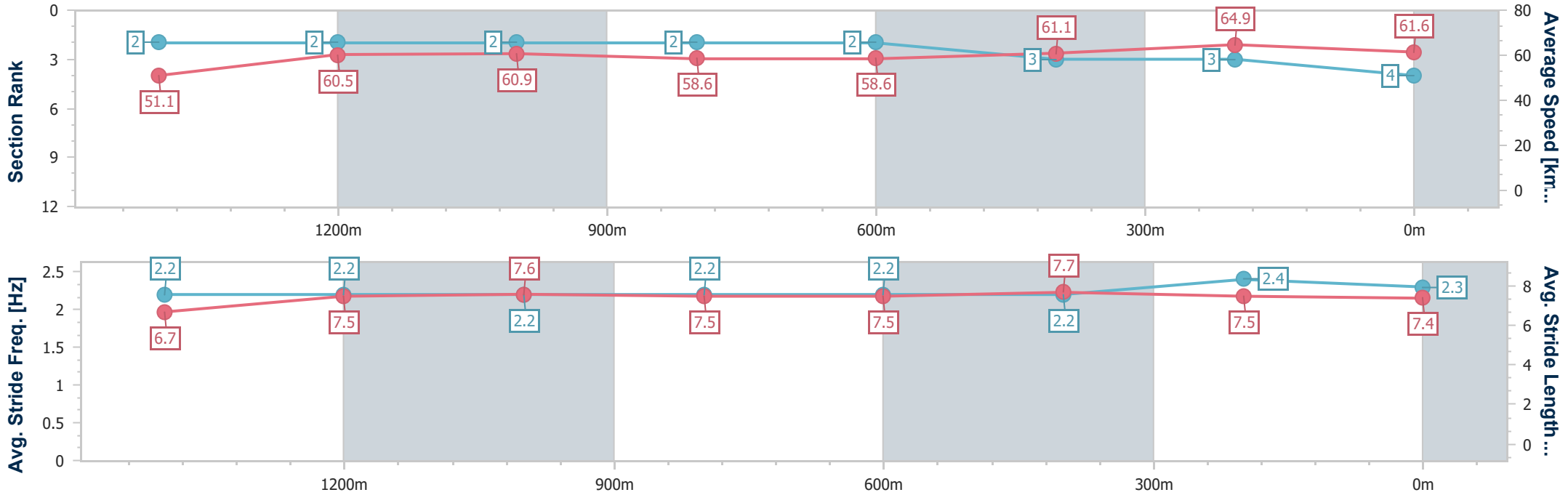
25 January 2023 - 12:39

Track Rating: Soft 6, Weather: Fine, Rail Position: +8.5 metres Entire Course.



BRISBANE RACING CLUB

Section	Overall	1400m	1200m	1000m	800m	600m	400m	200m
Section Times	1:40.61 [4] (0:17.62)	1:22.99 [2] (0:11.92)	1:11.07 [2] (0:11.82)	0:59.25 [2] (0:12.32)	0:46.93 [2] (0:12.37)	0:34.56 [2] (0:11.82)	0:22.74 [3] (0:11.06)	0:11.68 [3] (0:11.68)
Average Speed [km/h]	51.1	60.5	60.9	58.6	58.6	61.1	64.9	61.6
Top Speed [km/h]	62.9	61.8	62.7	59.4	59.2	63.7	66.4	64.3
Avg. Dist. to Rail [m]	2.1	0.8	1.4	0.9	1.2	0.7	0.9	0.4
Avg. Stride Freq. [Hz]	2.2	2.2	2.2	2.2	2.2	2.2	2.4	2.3
Avg. Stride Length [m]	6.7	7.5	7.6	7.5	7.5	7.7	7.5	7.4



- [] Ranking at each section and finish
- .-.- No data available at this section
- NA No data available



Horse/Jockey Name	Signita
Final Rank	5
Fastest Section Time (Section)	0:11.07 (400m)
Top Speed [km/h] (Section)	65.9 (400m)
Race State	Finished



Doomben QLD Professional

Race 1: RACECOURSE VILLAGE Maiden Handicap - 1650m

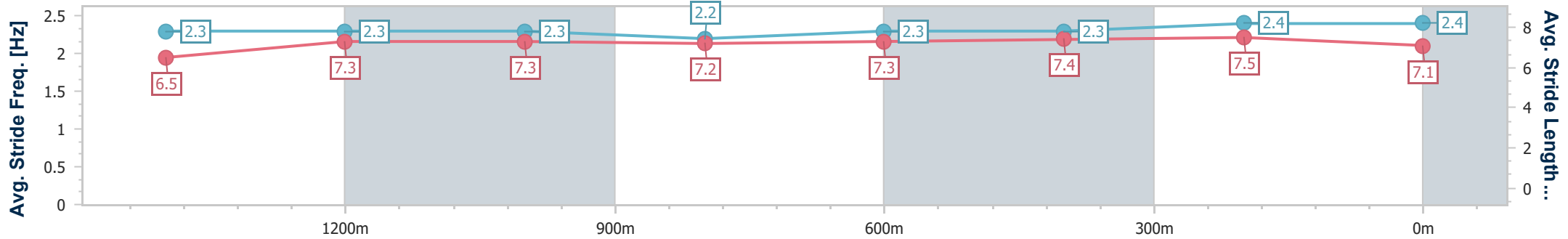
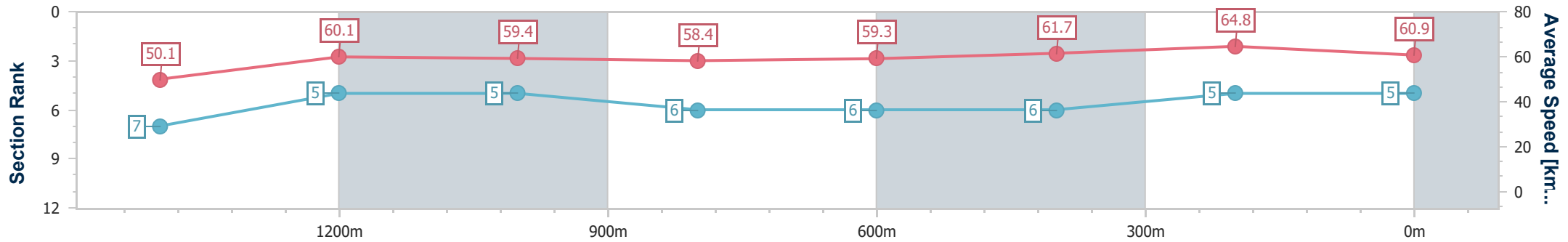
25 January 2023 - 12:39

Track Rating: Soft 6, Weather: Fine, Rail Position: +8.5 metres Entire Course.



BRISBANE RACING CLUB

Section	Overall	1400m	1200m	1000m	800m	600m	400m	200m
Section Times	1:41.09 [5] (0:17.91)	1:23.18 [7] (0:11.95)	1:11.23 [5] (0:12.12)	0:59.11 [5] (0:12.38)	0:46.73 [6] (0:12.17)	0:34.56 [6] (0:11.66)	0:22.90 [6] (0:11.07)	0:11.83 [5] (0:11.83)
Average Speed [km/h]	50.1	60.1	59.4	58.4	59.3	61.7	64.8	60.9
Top Speed [km/h]	61.9	62.6	60.1	60.4	60.3	65.3	65.9	63.3
Avg. Dist. to Rail [m]	2.7	1.0	1.4	1.9	0.7	0.5	0.9	0.5
Avg. Stride Freq. [Hz]	2.3	2.3	2.3	2.2	2.3	2.3	2.4	2.4
Avg. Stride Length [m]	6.5	7.3	7.3	7.2	7.3	7.4	7.5	7.1



- [] Ranking at each section and finish
- .-.- No data available at this section
- NA No data available



Horse/Jockey Name	Lady Valentine
Final Rank	6
Fastest Section Time (Section)	0:11.09 (400m)
Top Speed [km/h] (Section)	66.4 (400m)
Race State	Finished

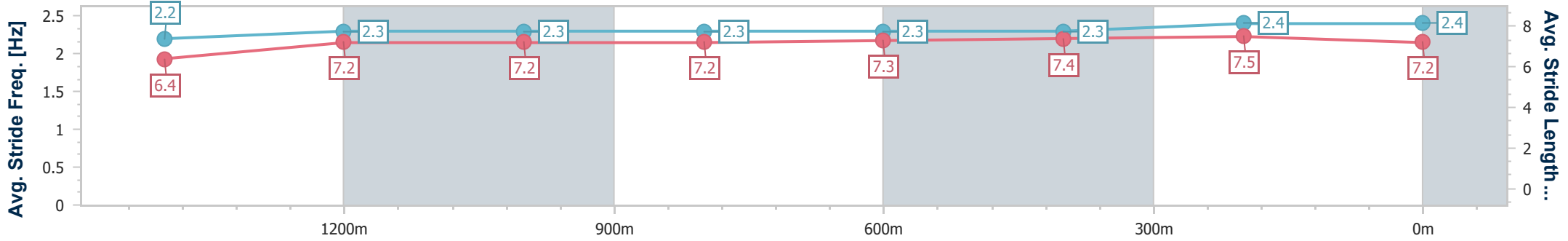
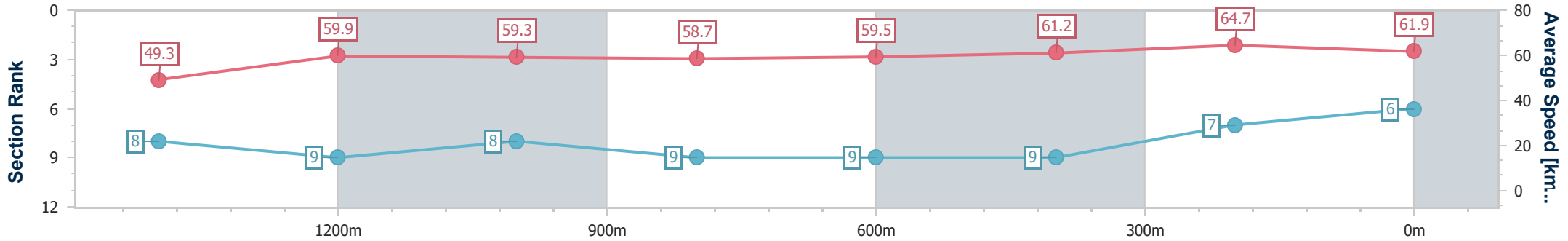


Doomben QLD Professional
Race 1: RACECOURSE VILLAGE Maiden Handicap - 1650m
 25 January 2023 - 12:39
 Track Rating: Soft 6, Weather: Fine, Rail Position: +8.5 metres
 Entire Course.



BRISBANE
RACING CLUB

Section	Overall	1400m	1200m	1000m	800m	600m	400m	200m
Section Times	1:41.42 [6] (0:18.25)	1:23.17 [8] (0:12.06)	1:11.11 [9] (0:12.15)	0:58.96 [8] (0:12.31)	0:46.65 [9] (0:12.17)	0:34.48 [9] (0:11.76)	0:22.72 [9] (0:11.09)	0:11.63 [7] (0:11.63)
Average Speed [km/h]	49.3	59.9	59.3	58.7	59.5	61.2	64.7	61.9
Top Speed [km/h]	63.2	61.2	60.8	60.9	61.9	63.6	66.4	64.9
Avg. Dist. to Rail [m]	2.8	0.6	1.5	1.5	1.0	0.5	1.7	2.0
Avg. Stride Freq. [Hz]	2.2	2.3	2.3	2.3	2.3	2.3	2.4	2.4
Avg. Stride Length [m]	6.4	7.2	7.2	7.2	7.3	7.4	7.5	7.2



- [] Ranking at each section and finish
- .-.-.- No data available at this section
- NA No data available



Horse/Jockey Name	She Shall Rule
Final Rank	7
Fastest Section Time (Section)	0:11.26 (400m)
Top Speed [km/h] (Section)	64.7 (400m)
Race State	Finished



Doomben QLD Professional

Race 1: RACECOURSE VILLAGE Maiden Handicap - 1650m

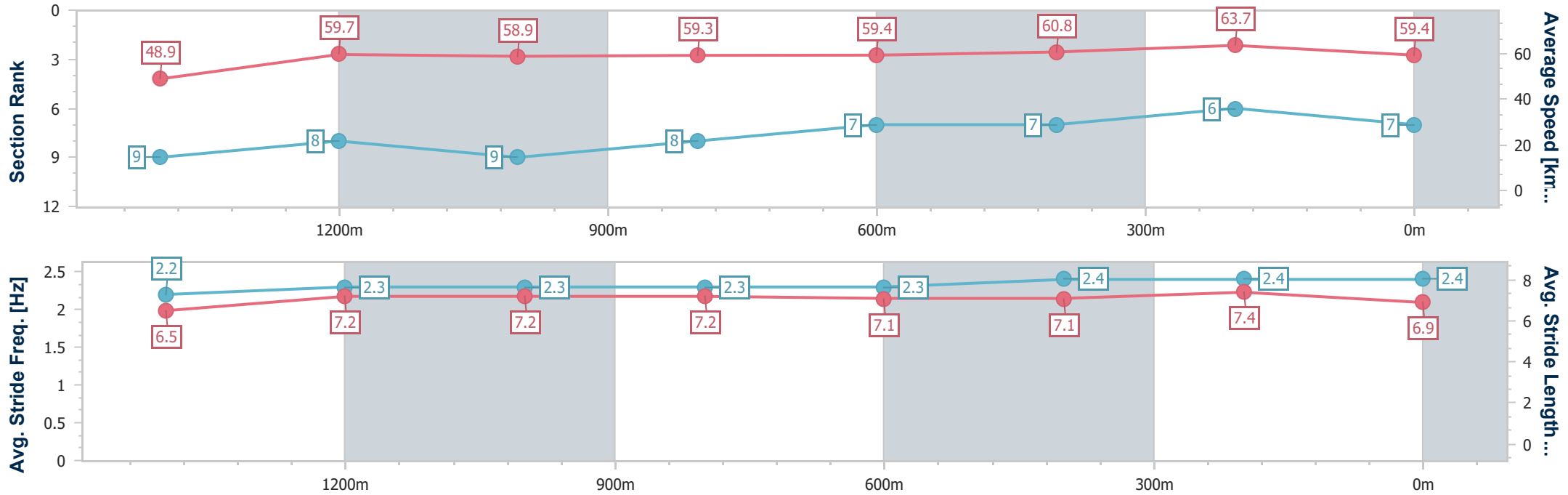
25 January 2023 - 12:39

Track Rating: Soft 6, Weather: Fine, Rail Position: +8.5 metres Entire Course.



BRISBANE RACING CLUB

Section	Overall	1400m	1200m	1000m	800m	600m	400m	200m
Section Times	1:41.84 [7] (0:18.31)	1:23.53 [9] (0:11.96)	1:11.57 [8] (0:12.22)	0:59.35 [9] (0:12.14)	0:47.21 [8] (0:12.08)	0:35.13 [7] (0:11.74)	0:23.39 [7] (0:11.26)	0:12.13 [6] (0:12.13)
Average Speed [km/h]	48.9	59.7	58.9	59.3	59.4	60.8	63.7	59.4
Top Speed [km/h]	62.3	61.1	60.4	61.1	60.7	62.5	64.7	62.0
Avg. Dist. to Rail [m]	2.7	1.6	0.3	0.4	0.7	1.4	1.7	0.5
Avg. Stride Freq. [Hz]	2.2	2.3	2.3	2.3	2.3	2.4	2.4	2.4
Avg. Stride Length [m]	6.5	7.2	7.2	7.2	7.1	7.1	7.4	6.9



- [] Ranking at each section and finish
- .-.- No data available at this section
- NA No data available



Horse/Jockey Name	Newmarket Miss
Final Rank	8
Fastest Section Time (Section)	0:11.28 (400m)
Top Speed [km/h] (Section)	65.0 (400m)
Race State	Finished



Doomben QLD Professional

Race 1: RACECOURSE VILLAGE Maiden Handicap - 1650m

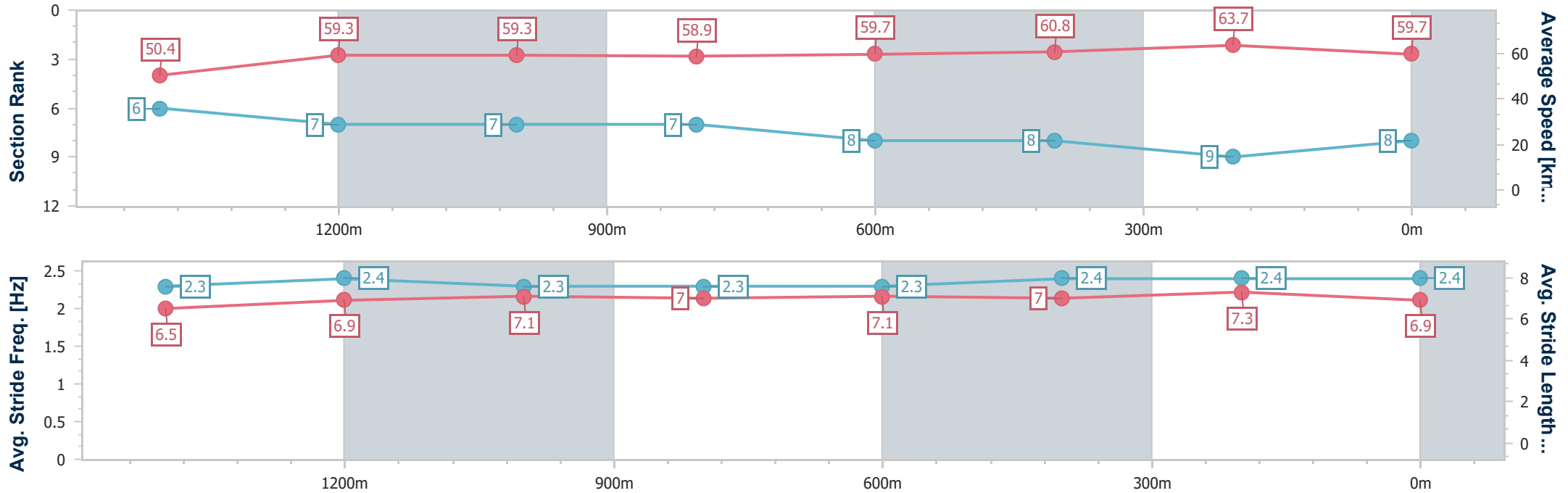
25 January 2023 - 12:39

Track Rating: Soft 6, Weather: Fine, Rail Position: +8.5 metres Entire Course.



BRISBANE RACING CLUB

Section	Overall	1400m	1200m	1000m	800m	600m	400m	200m
Section Times	1:41.94 [8] (0:17.90)	1:24.04 [6] (0:12.19)	1:11.85 [7] (0:12.13)	0:59.72 [7] (0:12.30)	0:47.42 [7] (0:12.18)	0:35.24 [8] (0:11.89)	0:23.35 [8] (0:11.28)	0:12.07 [9] (0:12.07)
Average Speed [km/h]	50.4	59.3	59.3	58.9	59.7	60.8	63.7	59.7
Top Speed [km/h]	62.5	61.7	60.8	60.4	62.6	64.3	65.0	62.5
Avg. Dist. to Rail [m]	1.1	0.7	1.0	2.0	1.8	0.8	0.6	2.5
Avg. Stride Freq. [Hz]	2.3	2.4	2.3	2.3	2.3	2.4	2.4	2.4
Avg. Stride Length [m]	6.5	6.9	7.1	7.0	7.1	7.0	7.3	6.9



- [] Ranking at each section and finish
- .-.- No data available at this section
- NA No data available



Horse/Jockey Name	Bonnie Vale
Final Rank	9
Fastest Section Time (Section)	0:11.74 (400m)
Top Speed [km/h] (Section)	62.1 (400m)
Race State	Finished



Doomben QLD Professional

Race 1: RACECOURSE VILLAGE Maiden Handicap - 1650m

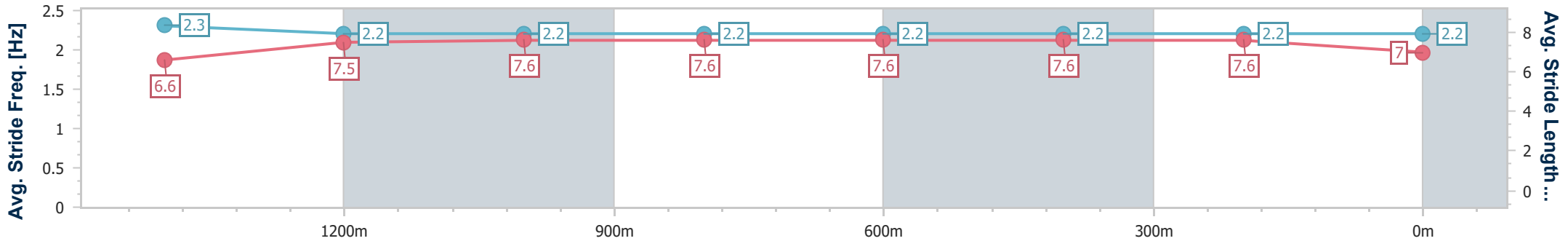
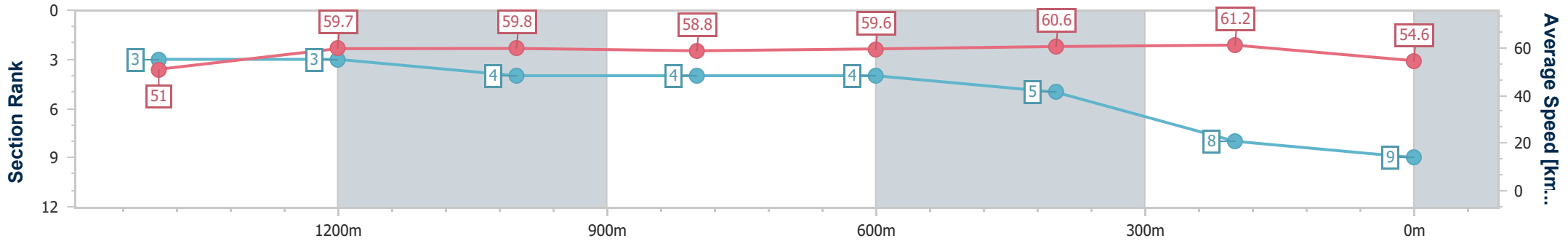
25 January 2023 - 12:39

Track Rating: Soft 6, Weather: Fine, Rail Position: +8.5 metres Entire Course.



BRISBANE RACING CLUB

Section	Overall	1400m	1200m	1000m	800m	600m	400m	200m
Section Times	1:43.04 [9] (0:17.62)	1:25.42 [3] (0:12.07)	1:13.35 [3] (0:12.05)	1:01.30 [4] (0:12.31)	0:48.99 [4] (0:12.17)	0:36.82 [4] (0:11.88)	0:24.94 [5] (0:11.74)	0:13.20 [8] (0:13.20)
Average Speed [km/h]	51.0	59.7	59.8	58.8	59.6	60.6	61.2	54.6
Top Speed [km/h]	61.7	61.1	61.1	60.5	60.5	61.9	62.1	60.2
Avg. Dist. to Rail [m]	0.6	0.8	1.7	2.2	1.4	0.5	0.6	0.7
Avg. Stride Freq. [Hz]	2.3	2.2	2.2	2.2	2.2	2.2	2.2	2.2
Avg. Stride Length [m]	6.6	7.5	7.6	7.6	7.6	7.6	7.6	7.0



- [] Ranking at each section and finish
- .-.- No data available at this section
- NA No data available