



Doomben QLD Professional

Race 2: GIRLS DAY OUT 4 MARCH QTIS Three-Year-Old Maiden Plate - 1200m

25 January 2023 - 13:14



BRISBANE
RACING CLUB

Track Rating: Soft 6, Weather: Fine, Rail Position: +8.5 metres Entire Course.

Section		Overall	1000m	800m	600m	400m	200m	Last 600m					
Field Times		1:09.99 (0:13.07)	0:56.92 (0:10.52)	0:46.40 (0:11.36)	0:35.04 (0:11.71)	0:23.33 (0:11.56)	0:11.77 (0:11.77)	0:35.04					
Rank	TAB Horse/Jockey	Barrier	Top Speed [km/h]	Fastest Section							Margin	Distance Travelled [m]	
1	10 LADY MASQUERADE Adin Thompson	8	68.7 1000m	0:10.75 1000m	1:09.99 [1] (0:13.83)	0:56.16 [10] (0:10.75)	0:45.41 [10] (0:11.29)	0:34.12 [10] (0:11.65)	0:22.47 [10] (0:10.84)	0:11.63 [4] (0:11.63)	1:09.99	0:34.12	
2	1 A LOT OF BOOTY Ryan Maloney	7	69.5 1000m	0:10.86 1000m	1:10.30 [2] (0:13.17)	0:57.13 [4] (0:10.86)	0:46.27 [5] (0:11.44)	0:34.83 [5] (0:11.69)	0:23.14 [6] (0:11.28)	0:11.86 [7] (0:11.86)	1.83L	0:34.83	-2
3	14 READY AZZ EVA Ben Thompson	6	69.2 1000m	0:10.80 1000m	1:10.35 [3] (0:13.53)	0:56.82 [8] (0:10.80)	0:46.02 [7] (0:11.31)	0:34.71 [7] (0:11.50)	0:23.21 [4] (0:11.18)	0:12.03 [2] (0:12.03)	2.11L	0:34.71	-2
4	9 BOOMSITA Andrew Mallyon	4	69.8 1000m	0:10.65 1000m	1:10.48 [4] (0:13.07)	0:57.41 [2] (0:10.65)	0:46.76 [3] (0:11.39)	0:35.37 [3] (0:11.85)	0:23.52 [3] (0:11.26)	0:12.26 [1] (0:12.26)	2.86L	0:35.37	+7
5	7 SIR CARTER Ryan Wiggins	9	67.3 1000m	0:10.90 1000m	1:10.59 [5] (0:13.19)	0:57.40 [5] (0:10.90)	0:46.50 [6] (0:11.42)	0:35.08 [6] (0:11.61)	0:23.47 [5] (0:11.30)	0:12.17 [5] (0:12.17)	3.5L	0:35.08	+1
6	8 WORTHY ESSGEE Jaden Lloyd	5	69.3 1000m	0:10.81 1000m	1:10.94 [6] (0:13.61)	0:57.33 [9] (0:10.81)	0:46.52 [8] (0:11.27)	0:35.25 [8] (0:11.51)	0:23.74 [8] (0:11.45)	0:12.29 [8] (0:12.29)	5.6L	0:35.25	-2
7	12 WHITE RIBBON Angela Jones	1	69.1 Overall	0:10.54 1000m	1:10.98 [7] (0:13.09)	0:57.89 [3] (0:10.54)	0:47.35 [2] (0:11.32)	0:36.03 [2] (0:11.84)	0:24.19 [2] (0:11.52)	0:12.67 [3] (0:12.67)	5.82L	0:36.03	-3
8	4 GOLD FLASH Yvette Lewis	11	68.8 1000m	0:10.98 1000m	1:11.38 [8] (0:13.46)	0:57.92 [7] (0:10.98)	0:46.94 [9] (0:11.49)	0:35.45 [9] (0:11.59)	0:23.86 [9] (0:11.50)	0:12.36 [9] (0:12.36)	8.19L	0:35.45	+4
9	13 CANYOUFEELIT Stephanie Thornton	10	67.7 1000m	0:10.50 1000m	1:11.74 [9] (0:13.09)	0:58.65 [1] (0:10.50)	0:48.15 [1] (0:11.36)	0:36.79 [1] (0:11.71)	0:25.08 [1] (0:11.81)	0:13.27 [6] (0:13.27)	10.26L	0:36.79	-3
10	2 CANNON HILL Larry Cassidy	3	67.6 800m	0:10.57 1000m	1:12.70 [10] (0:13.26)	0:59.44 [6] (0:10.57)	0:48.87 [4] (0:11.28)	0:37.59 [4] (0:11.73)	0:25.86 [7] (0:11.98)	0:13.88 [10] (0:13.88)	15.92L	0:37.59	-1

Scratched: Dark Harmony (#3), Make It Flashy (#5), Must (#6), Maid To Fit (#11)

[] Ranking at each section and finish
 -:-:- No data available at this section
 NA No data available

SCN Saddle cloth number
 DNF Did not finish
 DNT Did not track



Horse/Jockey Name	Lady Masquerade
Final Rank	1
Fastest Section Time (Section)	0:10.75 (1000m)
Top Speed [km/h] (Section)	68.7 (1000m)
Race State	Finished

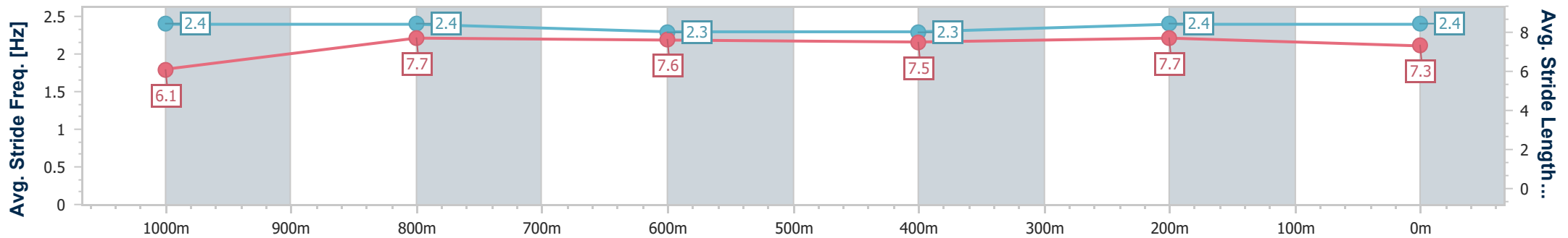
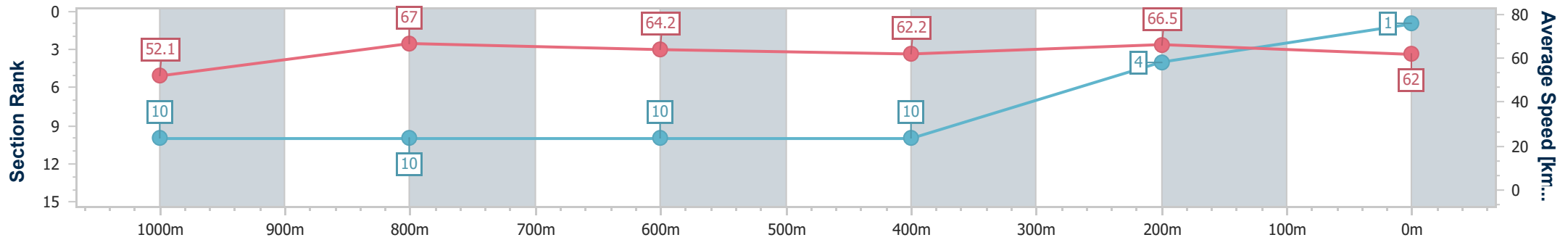


Doomben QLD Professional
Race 2: GIRLS DAY OUT 4 MARCH QTIS Three-Year-Old
Maiden Plate - 1200m
 25 January 2023 - 13:14
 Track Rating: Soft 6, Weather: Fine, Rail Position: +8.5 metres
 Entire Course.



BRISBANE
RACING CLUB

Section	Overall	1000m	800m	600m	400m	200m
Section Times	1:09.99 [1] (0:13.83)	0:56.16 [10] (0:10.75)	0:45.41 [10] (0:11.29)	0:34.12 [10] (0:11.65)	0:22.47 [10] (0:10.84)	0:11.63 [4] (0:11.63)
Average Speed [km/h]	52.1	67.0	64.2	62.2	66.5	62.0
Top Speed [km/h]	68.2	68.7	65.5	64.9	66.6	65.4
Avg. Dist. to Rail [m]	3.8	1.0	1.1	1.4	1.0	1.3
Avg. Stride Freq. [Hz]	2.4	2.4	2.3	2.3	2.4	2.4
Avg. Stride Length [m]	6.1	7.7	7.6	7.5	7.7	7.3



- [] Ranking at each section and finish
- .-.- No data available at this section
- NA No data available



Horse/Jockey Name	A Lot Of Booty
Final Rank	2
Fastest Section Time (Section)	0:10.86 (1000m)
Top Speed [km/h] (Section)	69.5 (1000m)
Race State	Finished

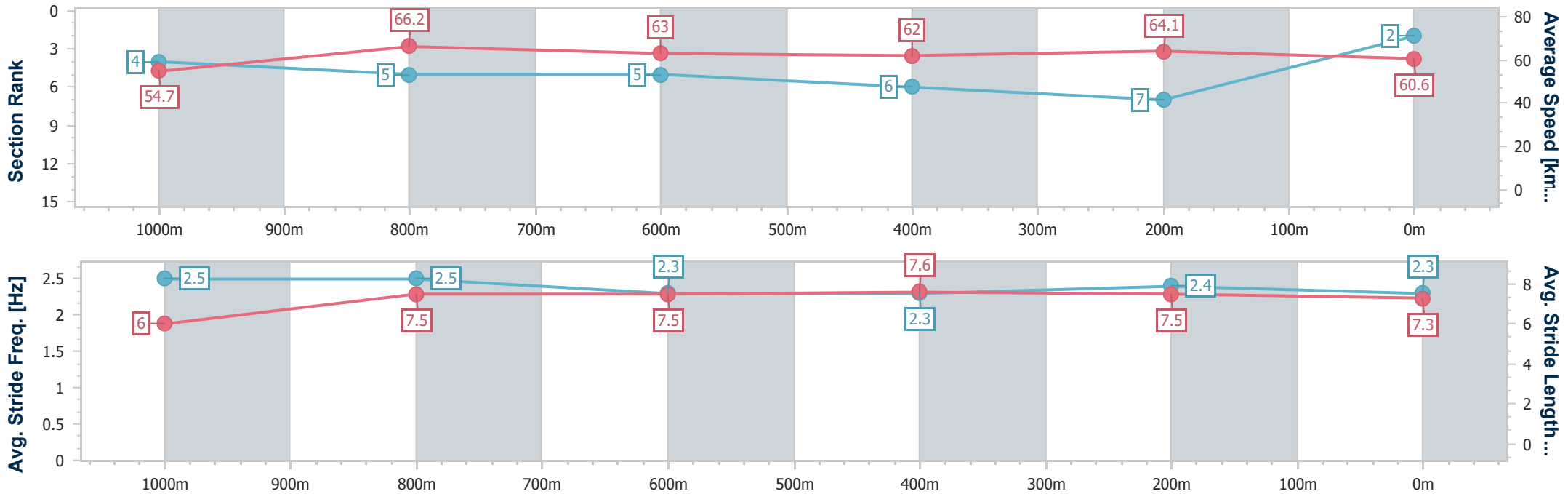


Doomben QLD Professional
Race 2: GIRLS DAY OUT 4 MARCH QTIS Three-Year-Old
Maiden Plate - 1200m
 25 January 2023 - 13:14
 Track Rating: Soft 6, Weather: Fine, Rail Position: +8.5 metres
 Entire Course.



BRISBANE
RACING CLUB

Section	Overall	1000m	800m	600m	400m	200m									
Section Times	1:10.30 [2] (0:13.17)	0:57.13 [4] (0:10.86)	0:46.27 [5] (0:11.44)	0:34.83 [5] (0:11.69)	0:23.14 [6] (0:11.28)	0:11.86 [7] (0:11.86)									
Average Speed [km/h]	54.7	66.2	63.0	62.0	64.1	60.6									
Top Speed [km/h]	68.8	69.5	65.2	64.1	65.2	64.0									
Avg. Dist. to Rail [m]	3.5	0.5	0.3	1.2	2.0	2.1									
Avg. Stride Freq. [Hz]	2.5	2.5	2.3	2.3	2.4	2.3									
Avg. Stride Length [m]	6.0	7.5	7.5	7.6	7.5	7.3									



- [] Ranking at each section and finish
- .-.- No data available at this section
- NA No data available



Horse/Jockey Name	Ready Azz Eva
Final Rank	3
Fastest Section Time (Section)	0:10.80 (1000m)
Top Speed [km/h] (Section)	69.2 (1000m)
Race State	Finished

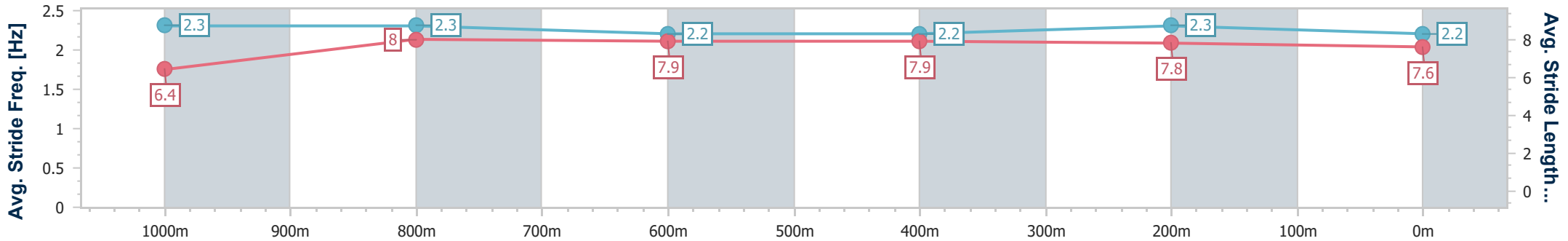
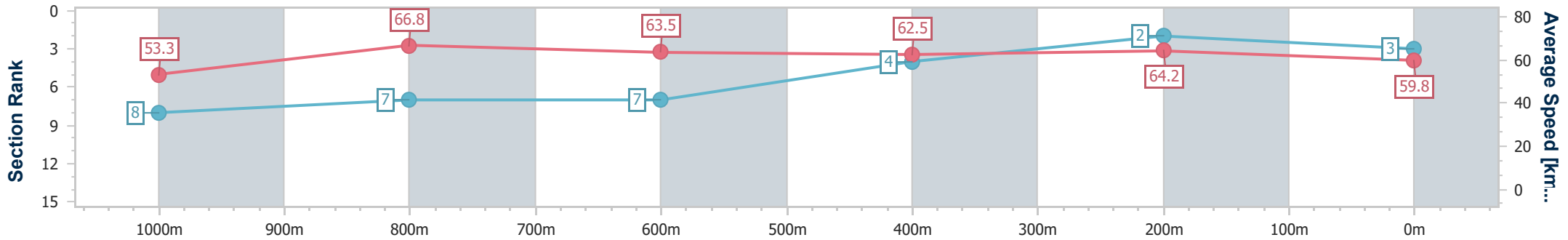


Doomben QLD Professional
Race 2: GIRLS DAY OUT 4 MARCH QTIS Three-Year-Old
Maiden Plate - 1200m
 25 January 2023 - 13:14
 Track Rating: Soft 6, Weather: Fine, Rail Position: +8.5 metres
 Entire Course.



BRISBANE
RACING CLUB

Section	Overall	1000m	800m	600m	400m	200m
Section Times	1:10.35 [3] (0:13.53)	0:56.82 [8] (0:10.80)	0:46.02 [7] (0:11.31)	0:34.71 [7] (0:11.50)	0:23.21 [4] (0:11.18)	0:12.03 [2] (0:12.03)
Average Speed [km/h]	53.3	66.8	63.5	62.5	64.2	59.8
Top Speed [km/h]	68.9	69.2	66.2	63.4	65.6	62.5
Avg. Dist. to Rail [m]	3.4	0.8	0.3	0.7	1.3	0.9
Avg. Stride Freq. [Hz]	2.3	2.3	2.2	2.2	2.3	2.2
Avg. Stride Length [m]	6.4	8.0	7.9	7.9	7.8	7.6



- [] Ranking at each section and finish
- .-.- No data available at this section
- NA No data available



Horse/Jockey Name	Boomsita
Final Rank	4
Fastest Section Time (Section)	0:10.65 (1000m)
Top Speed [km/h] (Section)	69.8 (1000m)
Race State	Finished

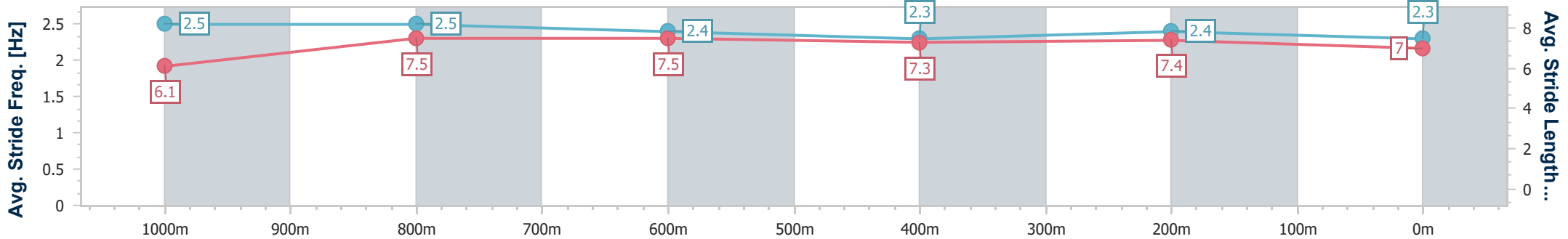
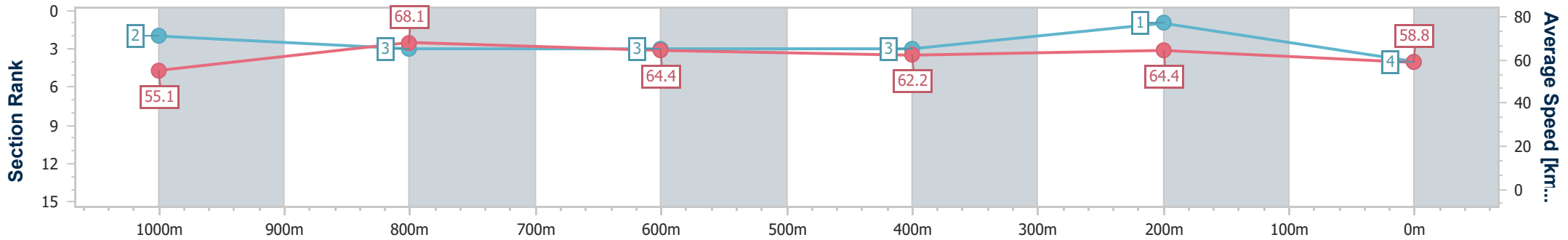


Doomben QLD Professional
Race 2: GIRLS DAY OUT 4 MARCH QTIS Three-Year-Old
Maiden Plate - 1200m
 25 January 2023 - 13:14
 Track Rating: Soft 6, Weather: Fine, Rail Position: +8.5 metres
 Entire Course.



BRISBANE
RACING CLUB

Section	Overall	1000m	800m	600m	400m	200m
Section Times	1:10.48 [4] (0:13.07)	0:57.41 [2] (0:10.65)	0:46.76 [3] (0:11.39)	0:35.37 [3] (0:11.85)	0:23.52 [3] (0:11.26)	0:12.26 [1] (0:12.26)
Average Speed [km/h]	55.1	68.1	64.4	62.2	64.4	58.8
Top Speed [km/h]	69.7	69.8	66.5	64.3	66.0	63.2
Avg. Dist. to Rail [m]	2.8	2.3	3.7	4.2	4.4	3.5
Avg. Stride Freq. [Hz]	2.5	2.5	2.4	2.3	2.4	2.3
Avg. Stride Length [m]	6.1	7.5	7.5	7.3	7.4	7.0



- [] Ranking at each section and finish
- .-.- No data available at this section
- NA No data available



Horse/Jockey Name	Sir Carter
Final Rank	5
Fastest Section Time (Section)	0:10.90 (1000m)
Top Speed [km/h] (Section)	67.3 (1000m)
Race State	Finished

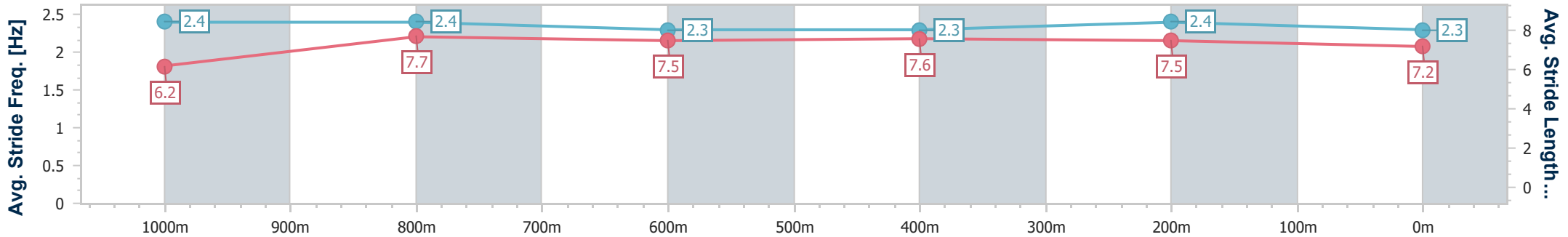
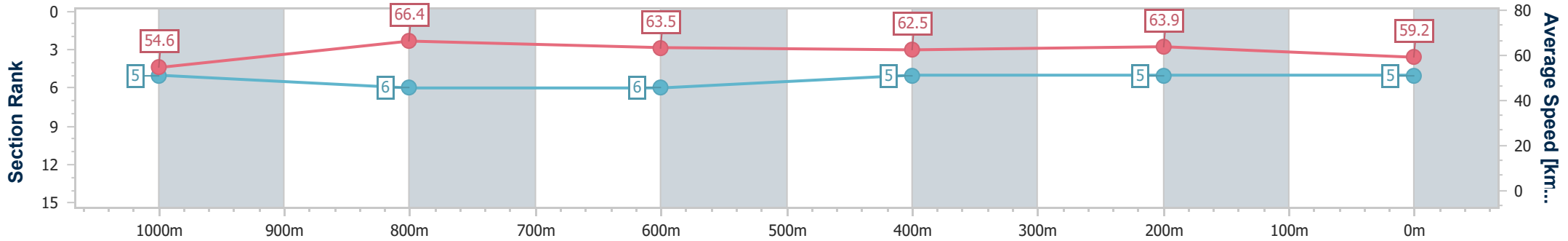


Doomben QLD Professional
Race 2: GIRLS DAY OUT 4 MARCH QTIS Three-Year-Old
Maiden Plate - 1200m
 25 January 2023 - 13:14
 Track Rating: Soft 6, Weather: Fine, Rail Position: +8.5 metres
 Entire Course.



BRISBANE
RACING CLUB

Section	Overall	1000m	800m	600m	400m	200m
Section Times	1:10.59 [5] (0:13.19)	0:57.40 [5] (0:10.90)	0:46.50 [6] (0:11.42)	0:35.08 [6] (0:11.61)	0:23.47 [5] (0:11.30)	0:12.17 [5] (0:12.17)
Average Speed [km/h]	54.6	66.4	63.5	62.5	63.9	59.2
Top Speed [km/h]	67.0	67.3	65.9	63.2	65.7	62.7
Avg. Dist. to Rail [m]	5.0	2.0	1.6	1.5	2.6	3.4
Avg. Stride Freq. [Hz]	2.4	2.4	2.3	2.3	2.4	2.3
Avg. Stride Length [m]	6.2	7.7	7.5	7.6	7.5	7.2



- [] Ranking at each section and finish
- .-.- No data available at this section
- NA No data available



Horse/Jockey Name	Worthy Essgee
Final Rank	6
Fastest Section Time (Section)	0:10.81 (1000m)
Top Speed [km/h] (Section)	69.3 (1000m)
Race State	Finished

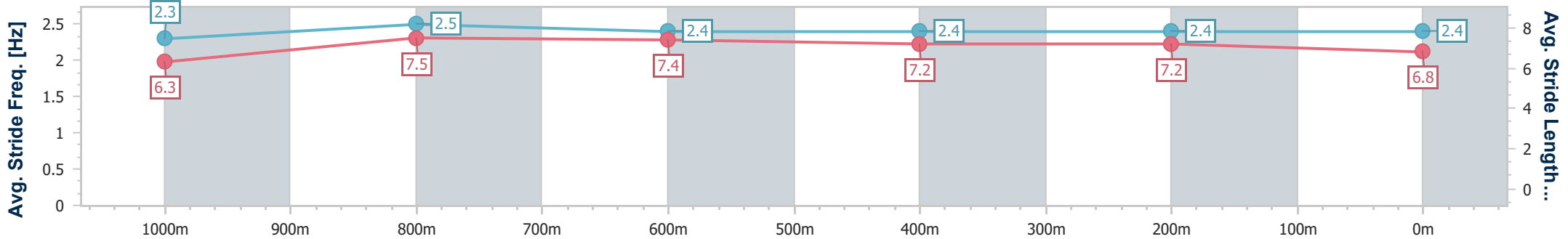
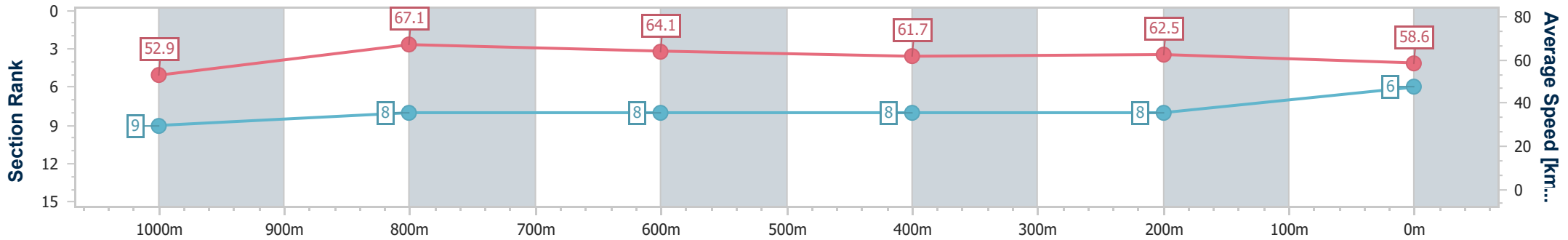


Doomben QLD Professional
Race 2: GIRLS DAY OUT 4 MARCH QTIS Three-Year-Old
Maiden Plate - 1200m
 25 January 2023 - 13:14
 Track Rating: Soft 6, Weather: Fine, Rail Position: +8.5 metres
 Entire Course.



BRISBANE
RACING CLUB

Section	Overall	1000m	800m	600m	400m	200m								
Section Times	1:10.94 [6] (0:13.61)	0:57.33 [9] (0:10.81)	0:46.52 [8] (0:11.27)	0:35.25 [8] (0:11.51)	0:23.74 [8] (0:11.45)	0:12.29 [8] (0:12.29)								
Average Speed [km/h]	52.9	67.1	64.1	61.7	62.5	58.6								
Top Speed [km/h]	68.7	69.3	66.0	63.8	64.2	61.4								
Avg. Dist. to Rail [m]	4.8	2.3	0.8	2.4	1.7	1.1								
Avg. Stride Freq. [Hz]	2.3	2.5	2.4	2.4	2.4	2.4								
Avg. Stride Length [m]	6.3	7.5	7.4	7.2	7.2	6.8								



- [] Ranking at each section and finish
- .-.- No data available at this section
- NA No data available



Horse/Jockey Name	White Ribbon
Final Rank	7
Fastest Section Time (Section)	0:10.54 (1000m)
Top Speed [km/h] (Section)	69.1 (Overall)
Race State	Finished

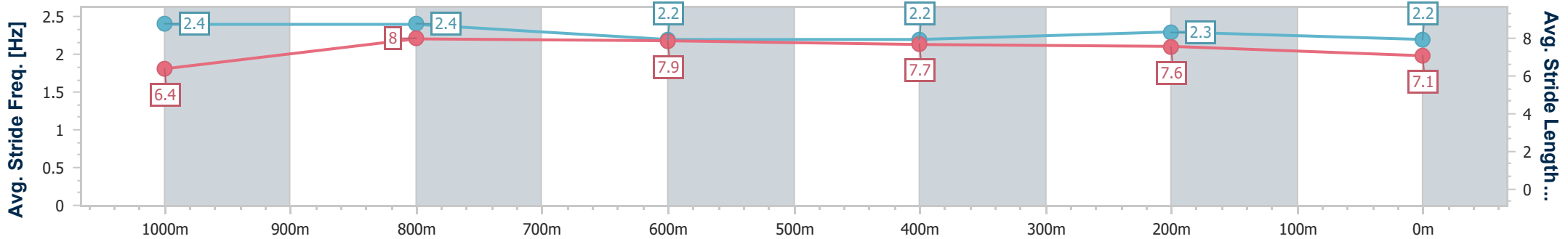
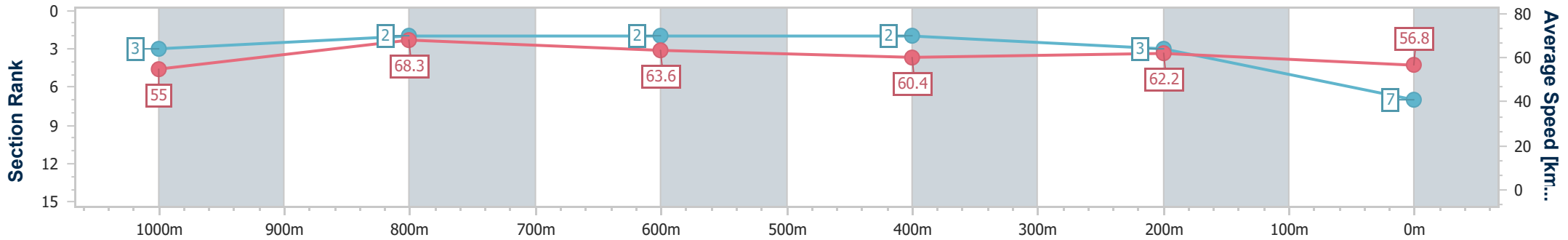


Doomben QLD Professional
Race 2: GIRLS DAY OUT 4 MARCH QTIS Three-Year-Old
Maiden Plate - 1200m
 25 January 2023 - 13:14
 Track Rating: Soft 6, Weather: Fine, Rail Position: +8.5 metres
 Entire Course.



BRISBANE
RACING CLUB

Section	Overall	1000m	800m	600m	400m	200m								
Section Times	1:10.98 [7] (0:13.09)	0:57.89 [3] (0:10.54)	0:47.35 [2] (0:11.32)	0:36.03 [2] (0:11.84)	0:24.19 [2] (0:11.52)	0:12.67 [3] (0:12.67)								
Average Speed [km/h]	55.0	68.3	63.6	60.4	62.2	56.8								
Top Speed [km/h]	69.1	68.8	66.6	63.4	63.4	61.3								
Avg. Dist. to Rail [m]	0.7	0.4	0.7	1.0	1.9	2.0								
Avg. Stride Freq. [Hz]	2.4	2.4	2.2	2.2	2.3	2.2								
Avg. Stride Length [m]	6.4	8.0	7.9	7.7	7.6	7.1								



- [] Ranking at each section and finish
- .-.- No data available at this section
- NA No data available



Horse/Jockey Name	Gold Flash
Final Rank	8
Fastest Section Time (Section)	0:10.98 (1000m)
Top Speed [km/h] (Section)	68.8 (1000m)
Race State	Finished

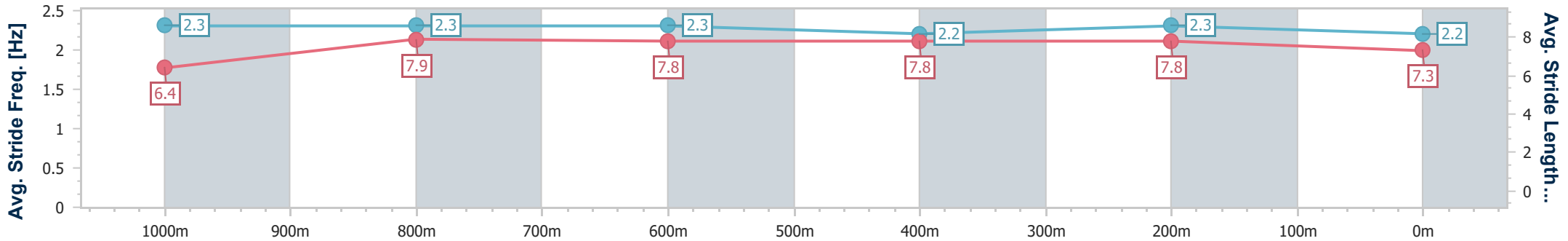
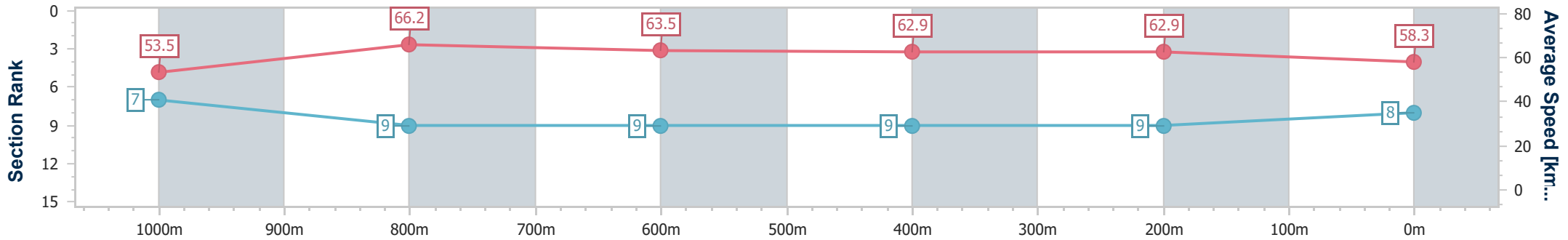


Doomben QLD Professional
Race 2: GIRLS DAY OUT 4 MARCH QTIS Three-Year-Old
Maiden Plate - 1200m
 25 January 2023 - 13:14
 Track Rating: Soft 6, Weather: Fine, Rail Position: +8.5 metres
 Entire Course.



BRISBANE
RACING CLUB

Section	Overall	1000m	800m	600m	400m	200m
Section Times	1:11.38 [8] (0:13.46)	0:57.92 [7] (0:10.98)	0:46.94 [9] (0:11.49)	0:35.45 [9] (0:11.59)	0:23.86 [9] (0:11.50)	0:12.36 [9] (0:12.36)
Average Speed [km/h]	53.5	66.2	63.5	62.9	62.9	58.3
Top Speed [km/h]	68.4	68.8	65.2	64.8	64.9	61.8
Avg. Dist. to Rail [m]	8.6	3.8	2.8	2.1	2.6	3.6
Avg. Stride Freq. [Hz]	2.3	2.3	2.3	2.2	2.3	2.2
Avg. Stride Length [m]	6.4	7.9	7.8	7.8	7.8	7.3



- [] Ranking at each section and finish
- .-.- No data available at this section
- NA No data available



Horse/Jockey Name	Canyoufeelit
Final Rank	9
Fastest Section Time (Section)	0:10.50 (1000m)
Top Speed [km/h] (Section)	67.7 (1000m)
Race State	Finished

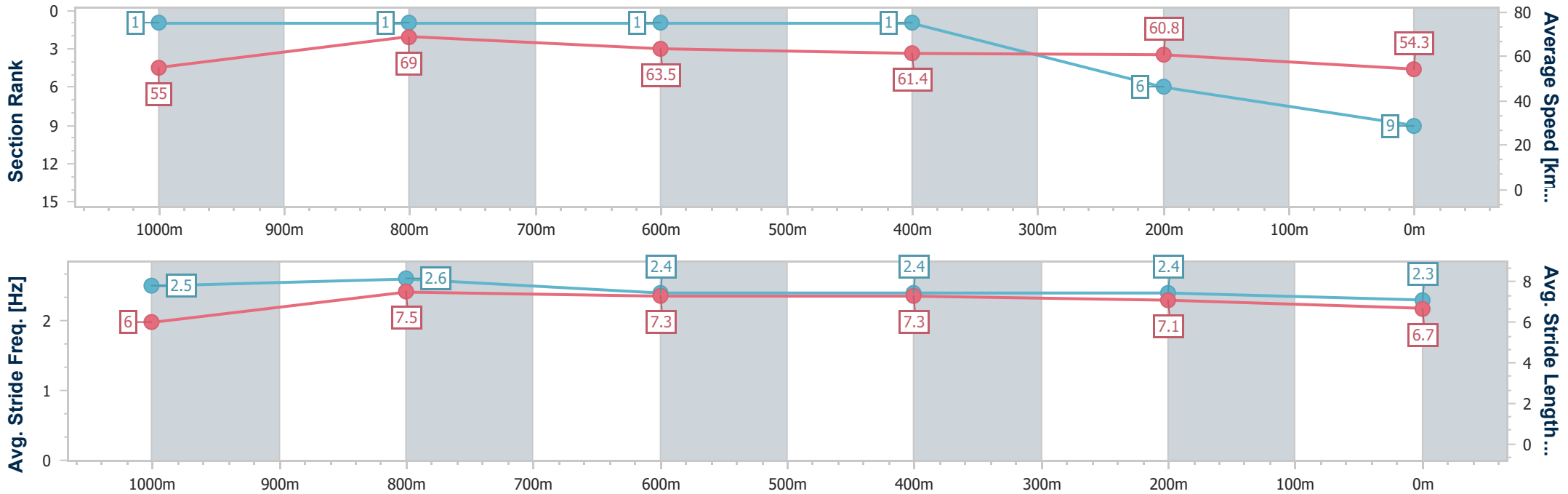


Doomben QLD Professional
Race 2: GIRLS DAY OUT 4 MARCH QTIS Three-Year-Old
Maiden Plate - 1200m
 25 January 2023 - 13:14
 Track Rating: Soft 6, Weather: Fine, Rail Position: +8.5 metres
 Entire Course.



BRISBANE
RACING CLUB

Section	Overall	1000m	800m	600m	400m	200m								
Section Times	1:11.74 [9] (0:13.09)	0:58.65 [1] (0:10.50)	0:48.15 [1] (0:11.36)	0:36.79 [1] (0:11.71)	0:25.08 [1] (0:11.81)	0:13.27 [6] (0:13.27)								
Average Speed [km/h]	55.0	69.0	63.5	61.4	60.8	54.3								
Top Speed [km/h]	67.3	67.7	66.1	63.5	62.7	58.4								
Avg. Dist. to Rail [m]	7.4	3.3	0.3	0.3	0.5	1.5								
Avg. Stride Freq. [Hz]	2.5	2.6	2.4	2.4	2.4	2.3								
Avg. Stride Length [m]	6.0	7.5	7.3	7.3	7.1	6.7								



- [] Ranking at each section and finish
- .-.- No data available at this section
- NA No data available



Horse/Jockey Name	Cannon Hill
Final Rank	10
Fastest Section Time (Section)	0:10.57 (1000m)
Top Speed [km/h] (Section)	67.6 (800m)
Race State	Finished

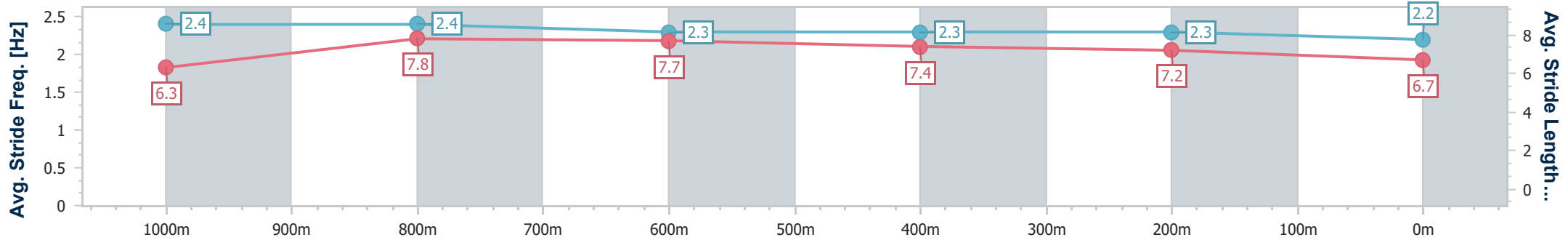
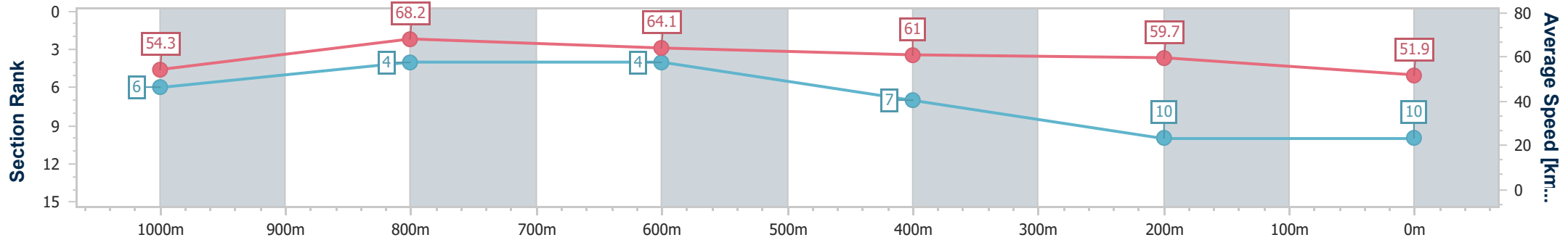


Doomben QLD Professional
Race 2: GIRLS DAY OUT 4 MARCH QTIS Three-Year-Old
Maiden Plate - 1200m
 25 January 2023 - 13:14
 Track Rating: Soft 6, Weather: Fine, Rail Position: +8.5 metres
 Entire Course.



BRISBANE
RACING CLUB

Section	Overall	1000m	800m	600m	400m	200m
Section Times	1:12.70 [10] (0:13.26)	0:59.44 [6] (0:10.57)	0:48.87 [4] (0:11.28)	0:37.59 [4] (0:11.73)	0:25.86 [7] (0:11.98)	0:13.88 [10] (0:13.88)
Average Speed [km/h]	54.3	68.2	64.1	61.0	59.7	51.9
Top Speed [km/h]	67.0	66.2	67.6	62.9	61.3	57.3
Avg. Dist. to Rail [m]	1.6	0.6	0.5	1.1	3.2	2.9
Avg. Stride Freq. [Hz]	2.4	2.4	2.3	2.3	2.3	2.2
Avg. Stride Length [m]	6.3	7.8	7.7	7.4	7.2	6.7



- [] Ranking at each section and finish
- .-.- No data available at this section
- NA No data available