



Doomben QLD Professional

Race 5: THE KEN MONK Class 1 Handicap - 1050m

25 January 2023 - 15:00



BRISBANE
RACING CLUB

Track Rating: Soft 6, Weather: Fine, Rail Position: +8.5 metres Entire Course.

Section		Overall											Last 600m	
Field Times		1:00.46											0:33.39	
		(0:05.15)												
		1000m												
		0:55.31												
		(0:10.98)												
		800m												
		0:44.33												
		(0:10.94)												
		600m												
		0:33.39												
		(0:10.99)												
		400m												
		0:22.40												
		(0:10.98)												
		200m												
		0:11.42												
		(0:11.42)												
Rank	TAB	Horse/Jockey	Barrier	Top Speed [km/h]	Fastest Section	Overall	1000m	800m	600m	400m	200m	Margin	Distance Travelled [m]	
1	1	GROOVIN' THE MOO Georgina Cartwright	2	68.0	0:05.18	1:00.46 [1] (0:05.18)	0:55.28 [2] (0:11.11)	0:44.17 [2] (0:10.89)	0:33.28 [3] (0:11.01)	0:22.27 [3] (0:10.87)	0:11.40 [1] (0:11.40)	1:00.46	0:33.28	
2	3	NASHIRA Boris Thornton	1	69.3	0:05.24	1:00.48 [2] (0:05.24)	0:55.24 [3] (0:11.49)	0:43.75 [9] (0:10.89)	0:32.86 [8] (0:11.04)	0:21.82 [9] (0:10.70)	0:11.12 [10] (0:11.12)	0.08L	0:32.86 -1	
3	4	BALDASSARE Ben Thompson	4	68.0	0:05.29	1:00.57 [3] (0:05.29)	0:55.28 [5] (0:11.23)	0:44.05 [5] (0:10.87)	0:33.18 [4] (0:10.90)	0:22.28 [4] (0:10.75)	0:11.53 [4] (0:11.53)	0.62L	0:33.18 +0	
4	2	MISHANI SNIPER Angela Jones	13	68.9	0:05.76	1:00.74 [4] (0:05.76)	0:54.98 [10] (0:11.33)	0:43.65 [11] (0:10.95)	0:32.70 [11] (0:10.99)	0:21.71 [12] (0:10.67)	0:11.04 [11] (0:11.04)	1.64L	0:32.70 +2	
5	11	VONZITHER Stephanie Thornton	11	68.8	0:05.45	1:00.74 [5] (0:05.45)	0:55.29 [8] (0:11.32)	0:43.97 [8] (0:10.93)	0:33.04 [9] (0:10.88)	0:22.16 [7] (0:10.69)	0:11.47 [7] (0:11.47)	1.65L	0:33.04 +2	
6	14	CRAZY EYED FRED Taylor Marshall	5	69.2	0:05.65	1:00.75 [6] (0:05.65)	0:55.10 [9] (0:11.36)	0:43.74 [10] (0:10.93)	0:32.81 [10] (0:10.93)	0:21.88 [10] (0:10.58)	0:11.30 [9] (0:11.30)	1.68L	0:32.81 -1	
7	10	CABRINELLA Samantha Collett	9	68.5	0:05.35	1:00.99 [7] (0:05.35)	0:55.64 [6] (0:11.20)	0:44.44 [6] (0:10.99)	0:33.45 [6] (0:10.85)	0:22.60 [5] (0:10.72)	0:11.88 [5] (0:11.88)	3.08L	0:33.45 +2	
8	7	SIGHTSEER James Orman	6	69.8	0:05.31	1:01.01 [8] (0:05.31)	0:55.70 [4] (0:10.82)	0:44.88 [1] (0:10.94)	0:33.94 [1] (0:11.05)	0:22.89 [1] (0:11.06)	0:11.83 [2] (0:11.83)	3.23L	0:33.94 +2	
9	12	SNEAKY THREE Kyle Wilson-Taylor	3	68.1	0:05.15	1:01.05 [9] (0:05.15)	0:55.90 [1] (0:11.33)	0:44.57 [4] (0:11.02)	0:33.55 [5] (0:11.06)	0:22.49 [6] (0:10.72)	0:11.77 [6] (0:11.77)	3.45L	0:33.55 +0	
10	5	BOODUA ROMANCE Michael Murphy	12	69.3	0:05.77	1:01.14 [10] (0:05.77)	0:55.37 [11] (0:10.52)	0:44.85 [3] (0:10.78)	0:34.07 [2] (0:10.99)	0:23.08 [2] (0:11.01)	0:12.07 [3] (0:12.07)	3.96L	0:34.07 -1	

Scratched: Sooblond (#8), Stuck In A Dream (#9)



Doomben QLD Professional

Race 5: THE KEN MONK Class 1 Handicap - 1050m

25 January 2023 - 15:00



BRISBANE
RACING CLUB

Track Rating: Soft 6, Weather: Fine, Rail Position: +8.5 metres Entire Course.

Section		Overall	1000m	800m	600m	400m	200m	Last 600m					
Field Times		1:00.46 (0:05.15)	0:55.31 (0:10.98)	0:44.33 (0:10.94)	0:33.39 (0:10.99)	0:22.40 (0:10.98)	0:11.42 (0:11.42)	0:33.39					
Rank	TAB Horse/Jockey	Barrier	Top Speed [km/h]	Fastest Section	Margin							Distance Travelled [m]	
11	6 EVER BELLA Ryan Maloney	8	68.2 400m	0:05.40 Overall	1:01.33 [11] (0:05.40)	0:55.93 [7] (0:11.37)	0:44.56 [7] (0:10.92)	0:33.64 [7] (0:10.95)	0:22.69 [8] (0:10.83)	0:11.86 [8] (0:11.86)	5.12L	0:33.64	+4
12	13 BANKROLL BABE Adin Thompson	10	68.1 400m	0:05.78 Overall	1:01.43 [12] (0:05.78)	0:55.65 [12] (0:11.46)	0:44.19 [12] (0:10.97)	0:33.22 [12] (0:10.74)	0:22.48 [11] (0:10.75)	0:11.73 [12] (0:11.73)	5.71L	0:33.22	-2

Scratched: Sooblond (#8), Stuck In A Dream (#9)



Horse/Jockey Name	Groovin' The Moo
Final Rank	1
Fastest Section Time (Section)	0:05.18 (Overall)
Top Speed [km/h] (Section)	68.0 (800m)
Race State	Finished



Doomben QLD Professional

Race 5: THE KEN MONK Class 1 Handicap - 1050m

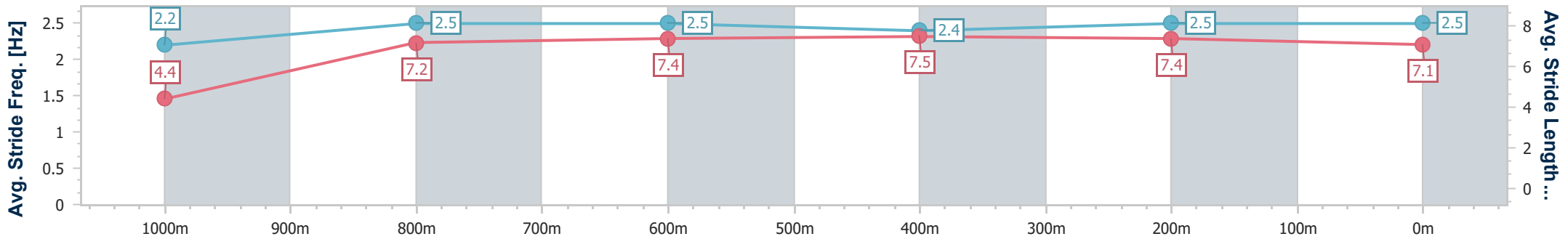
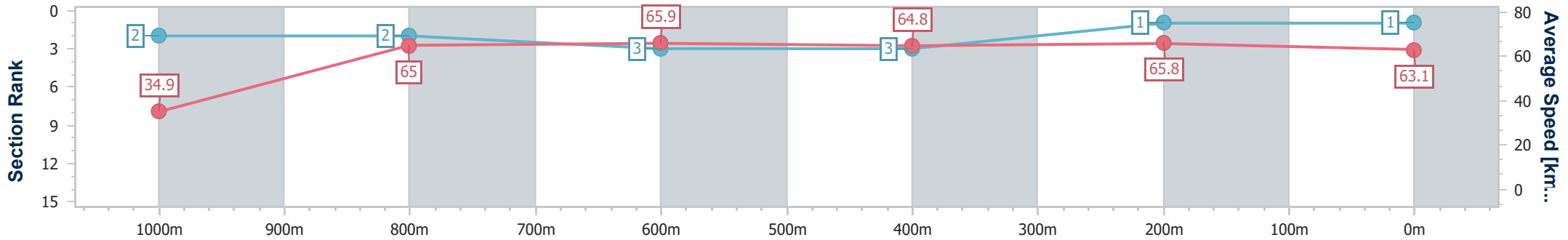
25 January 2023 - 15:00

Track Rating: Soft 6, Weather: Fine, Rail Position: +8.5 metres Entire Course.



BRISBANE RACING CLUB

Section	Overall	1000m	800m	600m	400m	200m
Section Times	1:00.46 [1] (0:05.18)	0:55.28 [2] (0:11.11)	0:44.17 [2] (0:10.89)	0:33.28 [3] (0:11.01)	0:22.27 [3] (0:10.87)	0:11.40 [1] (0:11.40)
Average Speed [km/h]	34.9	65.0	65.9	64.8	65.8	63.1
Top Speed [km/h]	58.4	67.6	68.0	65.3	67.2	65.3
Avg. Dist. to Rail [m]	2.3	1.0	0.6	1.7	2.1	0.9
Avg. Stride Freq. [Hz]	2.2	2.5	2.5	2.4	2.5	2.5
Avg. Stride Length [m]	4.4	7.2	7.4	7.5	7.4	7.1



- [] Ranking at each section and finish
- .-.- No data available at this section
- NA No data available



Horse/Jockey Name	Nashira
Final Rank	2
Fastest Section Time (Section)	0:05.24 (Overall)
Top Speed [km/h] (Section)	69.3 (400m)
Race State	Finished



Doomben QLD Professional

Race 5: THE KEN MONK Class 1 Handicap - 1050m

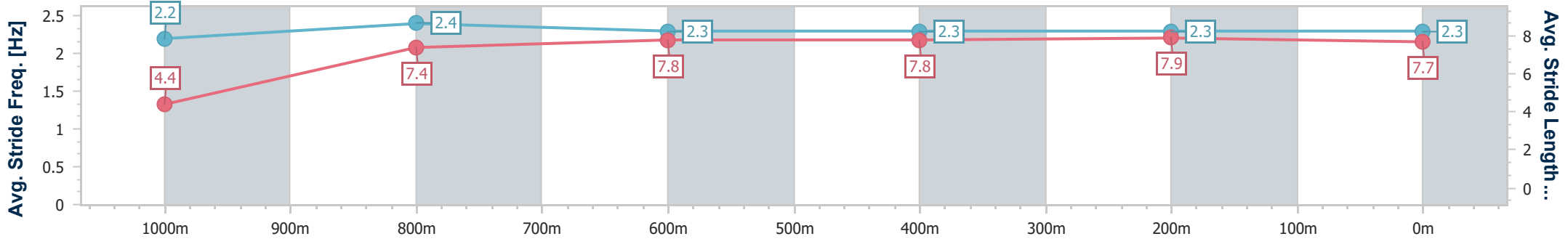
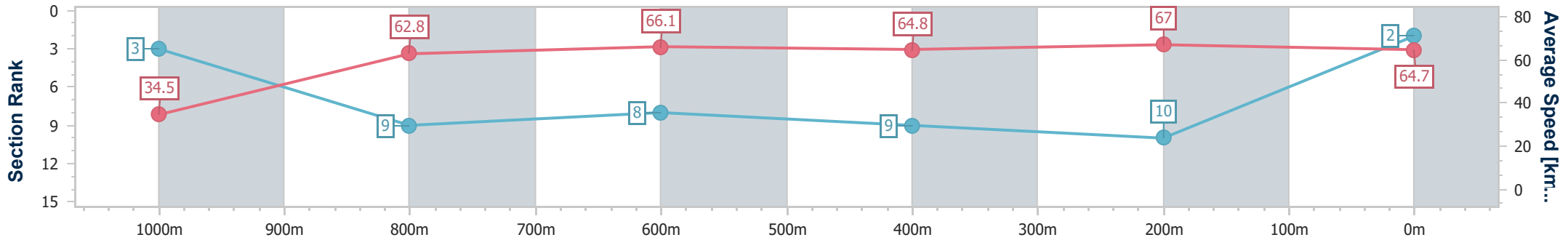
25 January 2023 - 15:00

Track Rating: Soft 6, Weather: Fine, Rail Position: +8.5 metres Entire Course.



BRISBANE RACING CLUB

Section	Overall	1000m	800m	600m	400m	200m
Section Times	1:00.48 [2] (0:05.24)	0:55.24 [3] (0:11.49)	0:43.75 [9] (0:10.89)	0:32.86 [8] (0:11.04)	0:21.82 [9] (0:10.70)	0:11.12 [10] (0:11.12)
Average Speed [km/h]	34.5	62.8	66.1	64.8	67.0	64.7
Top Speed [km/h]	56.0	67.2	67.7	65.8	69.3	67.2
Avg. Dist. to Rail [m]	1.3	0.7	0.3	1.1	2.0	1.7
Avg. Stride Freq. [Hz]	2.2	2.4	2.3	2.3	2.3	2.3
Avg. Stride Length [m]	4.4	7.4	7.8	7.8	7.9	7.7



- [] Ranking at each section and finish
- .-.- No data available at this section
- NA No data available



Horse/Jockey Name	Baldassare
Final Rank	3
Fastest Section Time (Section)	0:05.29 (Overall)
Top Speed [km/h] (Section)	68.0 (400m)
Race State	Finished



Doomben QLD Professional

Race 5: THE KEN MONK Class 1 Handicap - 1050m

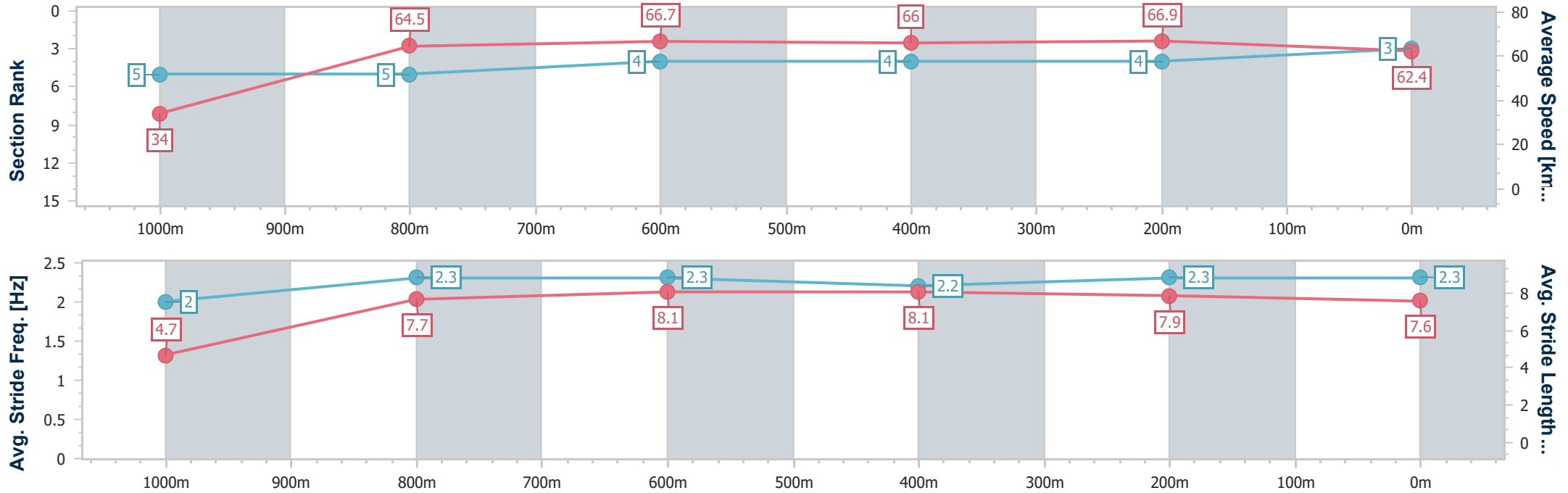
25 January 2023 - 15:00

Track Rating: Soft 6, Weather: Fine, Rail Position: +8.5 metres Entire Course.



BRISBANE RACING CLUB

Section	Overall	1000m	800m	600m	400m	200m
Section Times	1:00.57 [3] (0:05.29)	0:55.28 [5] (0:11.23)	0:44.05 [5] (0:10.87)	0:33.18 [4] (0:10.90)	0:22.28 [4] (0:10.75)	0:11.53 [4] (0:11.53)
Average Speed [km/h]	34.0	64.5	66.7	66.0	66.9	62.4
Top Speed [km/h]	56.9	67.2	67.2	67.0	68.0	65.9
Avg. Dist. to Rail [m]	4.3	2.5	1.4	0.6	0.7	1.8
Avg. Stride Freq. [Hz]	2.0	2.3	2.3	2.2	2.3	2.3
Avg. Stride Length [m]	4.7	7.7	8.1	8.1	7.9	7.6



- [] Ranking at each section and finish
- .-.- No data available at this section
- NA No data available



Horse/Jockey Name	Mishani Sniper
Final Rank	4
Fastest Section Time (Section)	0:05.76 (Overall)
Top Speed [km/h] (Section)	68.9 (400m)
Race State	Finished



Doomben QLD Professional

Race 5: THE KEN MONK Class 1 Handicap - 1050m

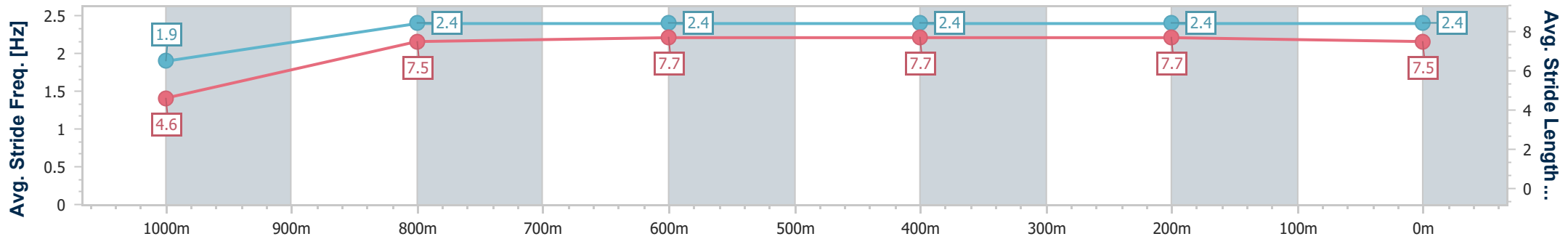
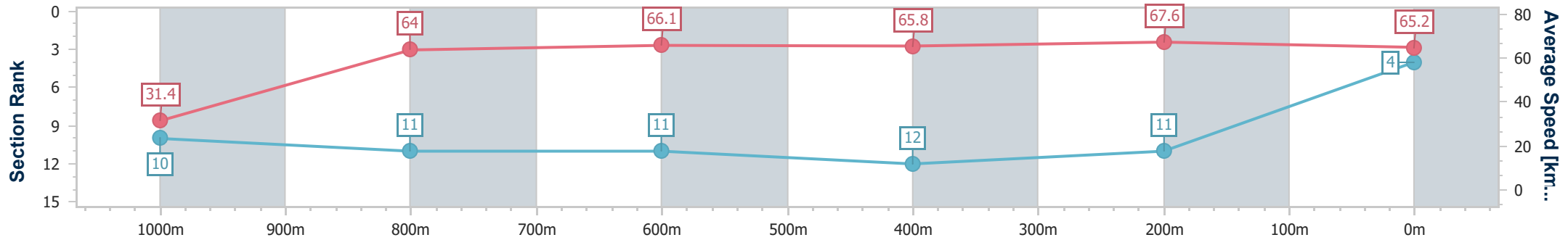
25 January 2023 - 15:00

Track Rating: Soft 6, Weather: Fine, Rail Position: +8.5 metres Entire Course.



BRISBANE RACING CLUB

Section	Overall	1000m	800m	600m	400m	200m
Section Times	1:00.74 [4] (0:05.76)	0:54.98 [10] (0:11.33)	0:43.65 [11] (0:10.95)	0:32.70 [11] (0:10.99)	0:21.71 [12] (0:10.67)	0:11.04 [11] (0:11.04)
Average Speed [km/h]	31.4	64.0	66.1	65.8	67.6	65.2
Top Speed [km/h]	55.1	68.4	68.7	66.7	68.9	68.6
Avg. Dist. to Rail [m]	11.5	3.8	0.9	0.7	2.0	5.8
Avg. Stride Freq. [Hz]	1.9	2.4	2.4	2.4	2.4	2.4
Avg. Stride Length [m]	4.6	7.5	7.7	7.7	7.7	7.5



- [] Ranking at each section and finish
- .-.- No data available at this section
- NA No data available



Horse/Jockey Name	Vonzither
Final Rank	5
Fastest Section Time (Section)	0:05.45 (Overall)
Top Speed [km/h] (Section)	68.8 (400m)
Race State	Finished



Doomben QLD Professional

Race 5: THE KEN MONK Class 1 Handicap - 1050m

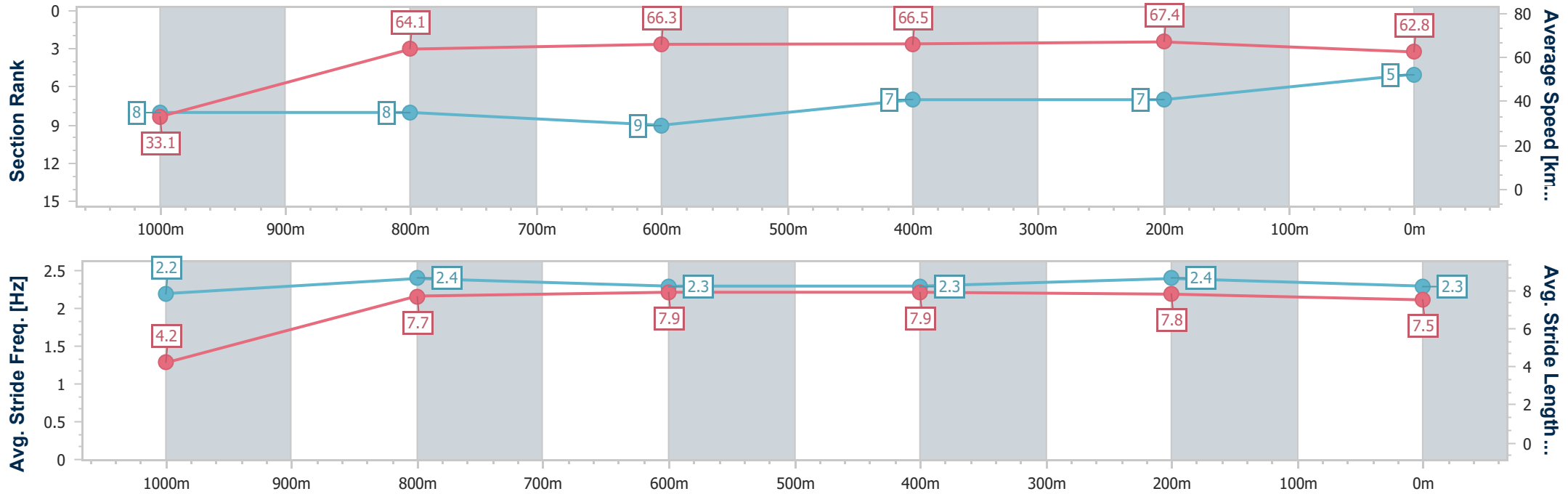
25 January 2023 - 15:00

Track Rating: Soft 6, Weather: Fine, Rail Position: +8.5 metres Entire Course.



BRISBANE RACING CLUB

Section	Overall	1000m	800m	600m	400m	200m
Section Times	1:00.74 [5] (0:05.45)	0:55.29 [8] (0:11.32)	0:43.97 [8] (0:10.93)	0:33.04 [9] (0:10.88)	0:22.16 [7] (0:10.69)	0:11.47 [7] (0:11.47)
Average Speed [km/h]	33.1	64.1	66.3	66.5	67.4	62.8
Top Speed [km/h]	56.4	68.0	68.1	68.1	68.8	67.2
Avg. Dist. to Rail [m]	9.7	4.5	1.3	0.7	1.8	3.9
Avg. Stride Freq. [Hz]	2.2	2.4	2.3	2.3	2.4	2.3
Avg. Stride Length [m]	4.2	7.7	7.9	7.9	7.8	7.5



- [] Ranking at each section and finish
- .-.- No data available at this section
- NA No data available



Horse/Jockey Name	Crazy Eyed Fred
Final Rank	6
Fastest Section Time (Section)	0:05.65 (Overall)
Top Speed [km/h] (Section)	69.2 (400m)
Race State	Finished



Doomben QLD Professional

Race 5: THE KEN MONK Class 1 Handicap - 1050m

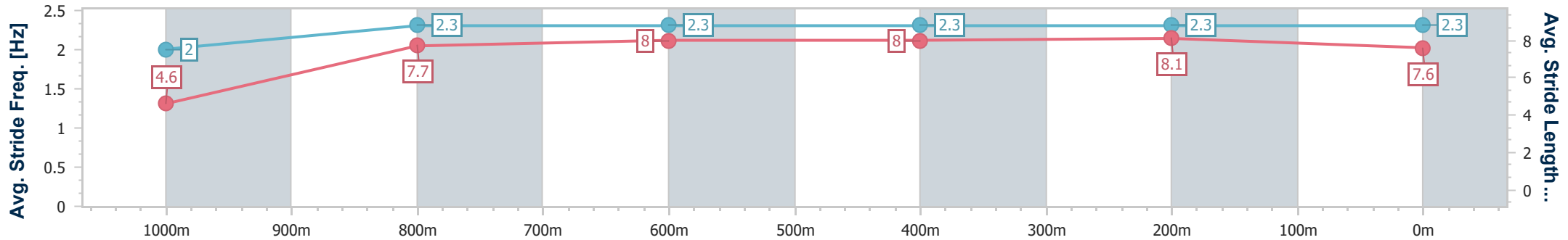
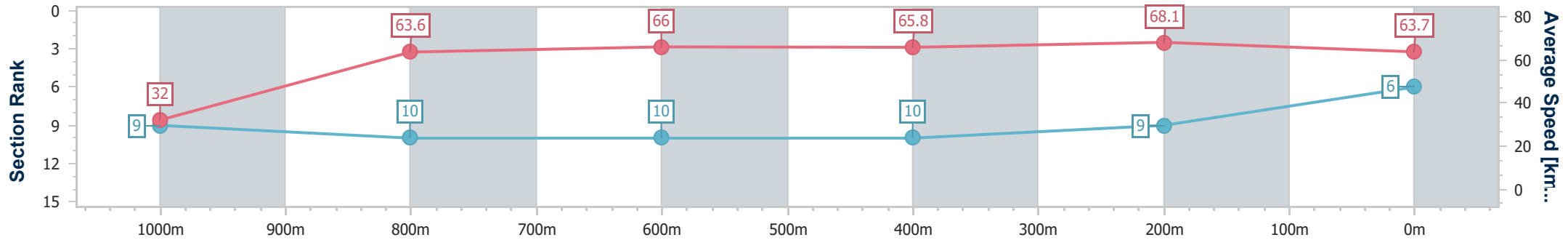
25 January 2023 - 15:00

Track Rating: Soft 6, Weather: Fine, Rail Position: +8.5 metres Entire Course.



BRISBANE RACING CLUB

Section	Overall	1000m	800m	600m	400m	200m
Section Times	1:00.75 [6] (0:05.65)	0:55.10 [9] (0:11.36)	0:43.74 [10] (0:10.93)	0:32.81 [10] (0:10.93)	0:21.88 [10] (0:10.58)	0:11.30 [9] (0:11.30)
Average Speed [km/h]	32.0	63.6	66.0	65.8	68.1	63.7
Top Speed [km/h]	55.9	67.0	67.2	67.3	69.2	67.7
Avg. Dist. to Rail [m]	5.0	1.4	0.2	0.3	1.2	4.4
Avg. Stride Freq. [Hz]	2.0	2.3	2.3	2.3	2.3	2.3
Avg. Stride Length [m]	4.6	7.7	8.0	8.0	8.1	7.6



- [] Ranking at each section and finish
- .-.- No data available at this section
- NA No data available



Horse/Jockey Name	Cabrinella
Final Rank	7
Fastest Section Time (Section)	0:05.35 (Overall)
Top Speed [km/h] (Section)	68.5 (400m)
Race State	Finished



Doomben QLD Professional

Race 5: THE KEN MONK Class 1 Handicap - 1050m

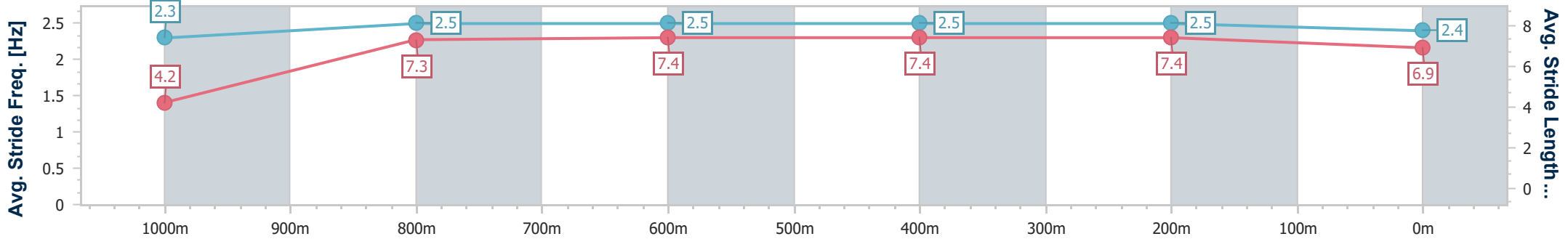
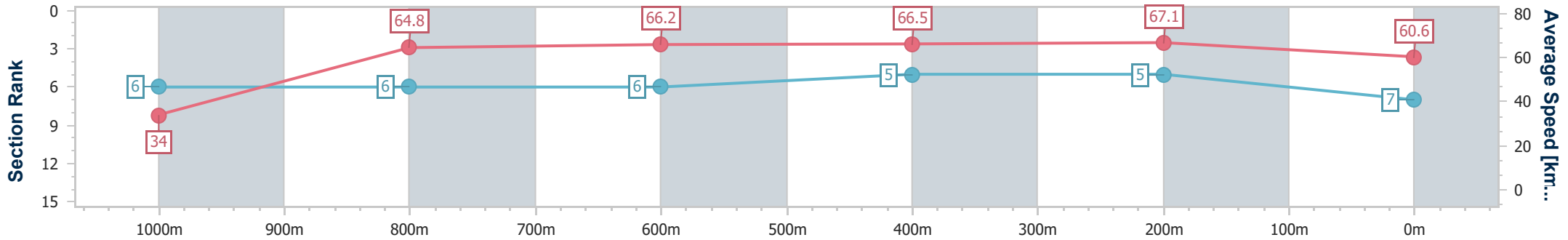
25 January 2023 - 15:00

Track Rating: Soft 6, Weather: Fine, Rail Position: +8.5 metres Entire Course.



BRISBANE RACING CLUB

Section	Overall	1000m	800m	600m	400m	200m
Section Times	1:00.99 [7] (0:05.35)	0:55.64 [6] (0:11.20)	0:44.44 [6] (0:10.99)	0:33.45 [6] (0:10.85)	0:22.60 [5] (0:10.72)	0:11.88 [5] (0:11.88)
Average Speed [km/h]	34.0	64.8	66.2	66.5	67.1	60.6
Top Speed [km/h]	58.5	66.7	67.4	67.6	68.5	65.7
Avg. Dist. to Rail [m]	8.0	4.3	2.0	0.8	1.1	2.5
Avg. Stride Freq. [Hz]	2.3	2.5	2.5	2.5	2.5	2.4
Avg. Stride Length [m]	4.2	7.3	7.4	7.4	7.4	6.9



- [] Ranking at each section and finish
- .-.- No data available at this section
- NA No data available



Horse/Jockey Name	Sightseer
Final Rank	8
Fastest Section Time (Section)	0:05.31 (Overall)
Top Speed [km/h] (Section)	69.8 (1000m)
Race State	Finished



Doomben QLD Professional

Race 5: THE KEN MONK Class 1 Handicap - 1050m

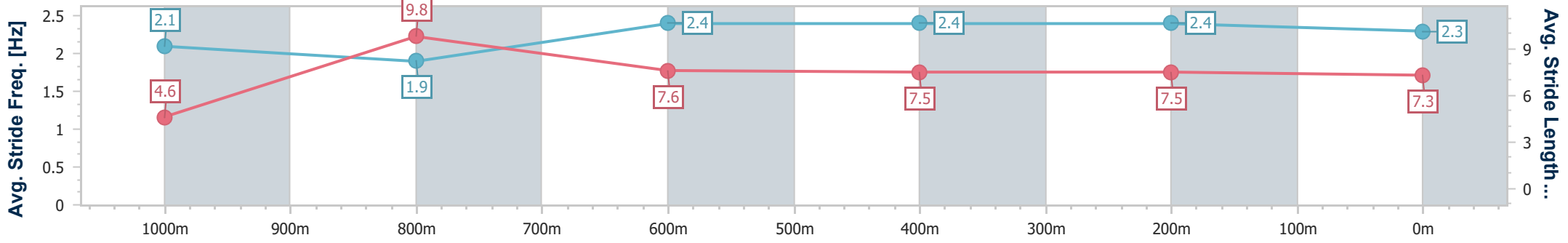
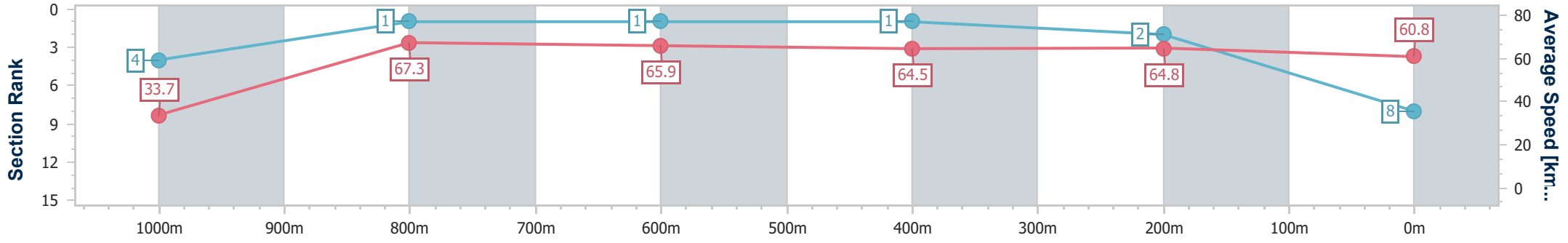
25 January 2023 - 15:00

Track Rating: Soft 6, Weather: Fine, Rail Position: +8.5 metres Entire Course.



BRISBANE RACING CLUB

Section	Overall	1000m	800m	600m	400m	200m
Section Times	1:01.01 [8] (0:05.31)	0:55.70 [4] (0:10.82)	0:44.88 [1] (0:10.94)	0:33.94 [1] (0:11.05)	0:22.89 [1] (0:11.06)	0:11.83 [2] (0:11.83)
Average Speed [km/h]	33.7	67.3	65.9	64.5	64.8	60.8
Top Speed [km/h]	59.0	69.8	69.6	66.4	65.6	65.2
Avg. Dist. to Rail [m]	5.7	3.9	0.7	1.9	2.3	2.2
Avg. Stride Freq. [Hz]	2.1	1.9	2.4	2.4	2.4	2.3
Avg. Stride Length [m]	4.6	9.8	7.6	7.5	7.5	7.3



- [] Ranking at each section and finish
- .-.- No data available at this section
- NA No data available



Horse/Jockey Name	Sneaky Three
Final Rank	9
Fastest Section Time (Section)	0:05.15 (Overall)
Top Speed [km/h] (Section)	68.1 (400m)
Race State	Finished



Doomben QLD Professional

Race 5: THE KEN MONK Class 1 Handicap - 1050m

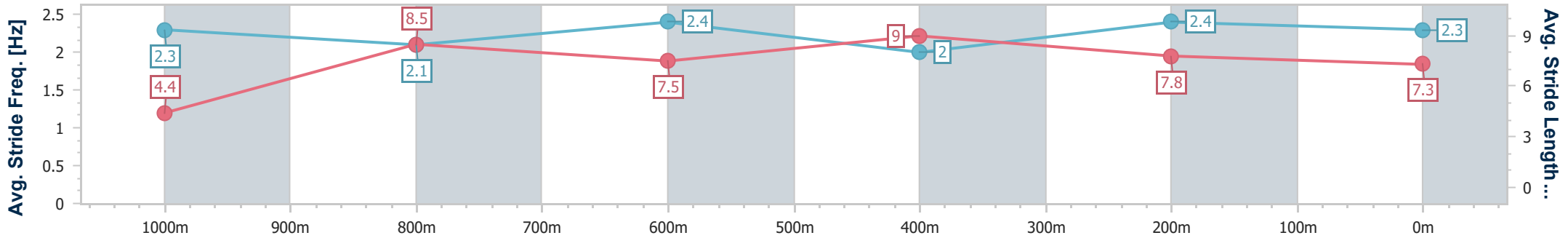
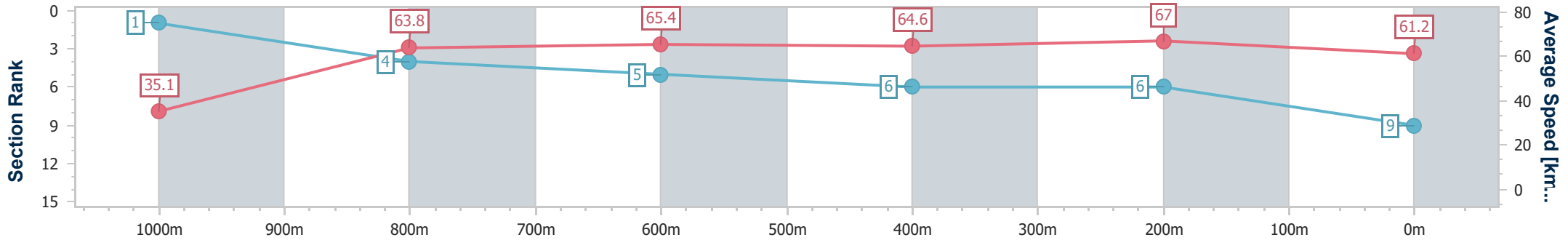
25 January 2023 - 15:00

Track Rating: Soft 6, Weather: Fine, Rail Position: +8.5 metres Entire Course.



BRISBANE RACING CLUB

Section	Overall	1000m	800m	600m	400m	200m
Section Times	1:01.05 [9] (0:05.15)	0:55.90 [1] (0:11.33)	0:44.57 [4] (0:11.02)	0:33.55 [5] (0:11.06)	0:22.49 [6] (0:10.72)	0:11.77 [6] (0:11.77)
Average Speed [km/h]	35.1	63.8	65.4	64.6	67.0	61.2
Top Speed [km/h]	58.8	65.2	66.3	66.0	68.1	66.3
Avg. Dist. to Rail [m]	3.3	1.9	0.8	1.2	0.6	0.1
Avg. Stride Freq. [Hz]	2.3	2.1	2.4	2.0	2.4	2.3
Avg. Stride Length [m]	4.4	8.5	7.5	9.0	7.8	7.3



- [] Ranking at each section and finish
- .-.- No data available at this section
- NA No data available



Horse/Jockey Name	Boodua Romance
Final Rank	10
Fastest Section Time (Section)	0:05.77 (Overall)
Top Speed [km/h] (Section)	69.3 (800m)
Race State	Finished



Doomben QLD Professional

Race 5: THE KEN MONK Class 1 Handicap - 1050m

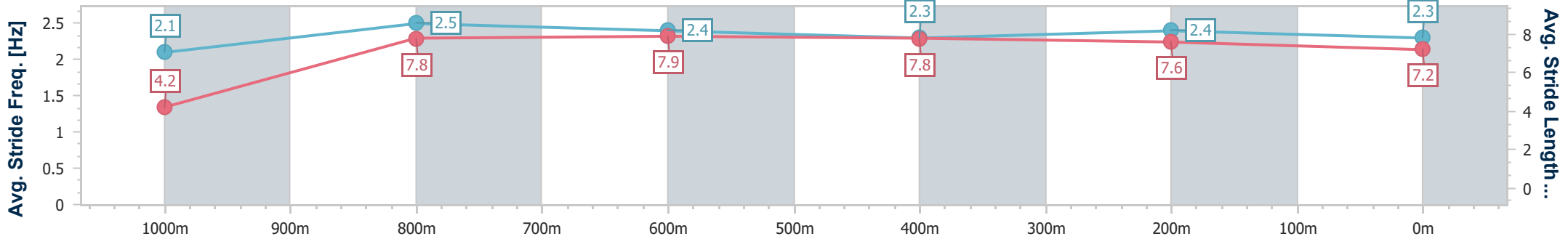
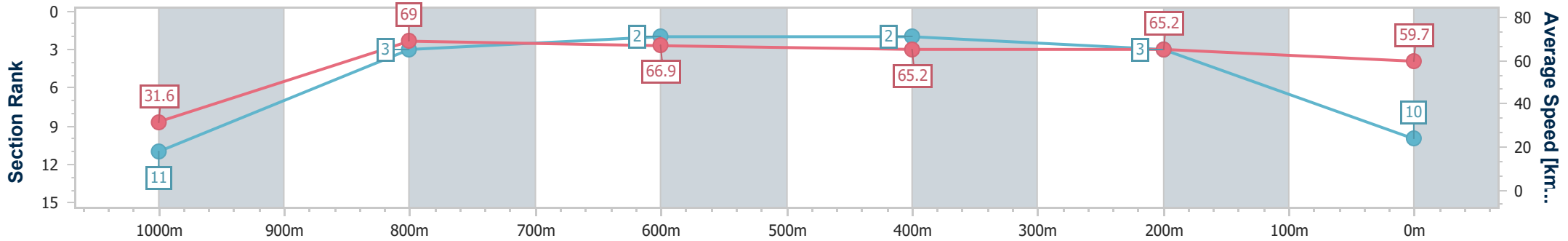
25 January 2023 - 15:00

Track Rating: Soft 6, Weather: Fine, Rail Position: +8.5 metres Entire Course.



BRISBANE RACING CLUB

Section	Overall	1000m	800m	600m	400m	200m
Section Times	1:01.14 [10] (0:05.77)	0:55.37 [11] (0:10.52)	0:44.85 [3] (0:10.78)	0:34.07 [2] (0:10.99)	0:23.08 [2] (0:11.01)	0:12.07 [3] (0:12.07)
Average Speed [km/h]	31.6	69.0	66.9	65.2	65.2	59.7
Top Speed [km/h]	60.4	68.0	69.3	66.3	65.9	62.5
Avg. Dist. to Rail [m]	10.4	5.7	0.3	0.7	1.1	0.4
Avg. Stride Freq. [Hz]	2.1	2.5	2.4	2.3	2.4	2.3
Avg. Stride Length [m]	4.2	7.8	7.9	7.8	7.6	7.2



- [] Ranking at each section and finish
- .-.- No data available at this section
- NA No data available



Horse/Jockey Name	Ever Bella
Final Rank	11
Fastest Section Time (Section)	0:05.40 (Overall)
Top Speed [km/h] (Section)	68.2 (400m)
Race State	Finished



Doomben QLD Professional

Race 5: THE KEN MONK Class 1 Handicap - 1050m

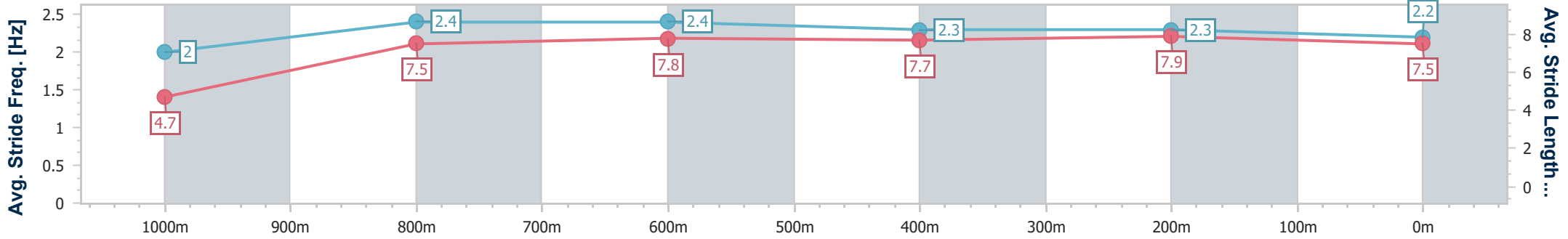
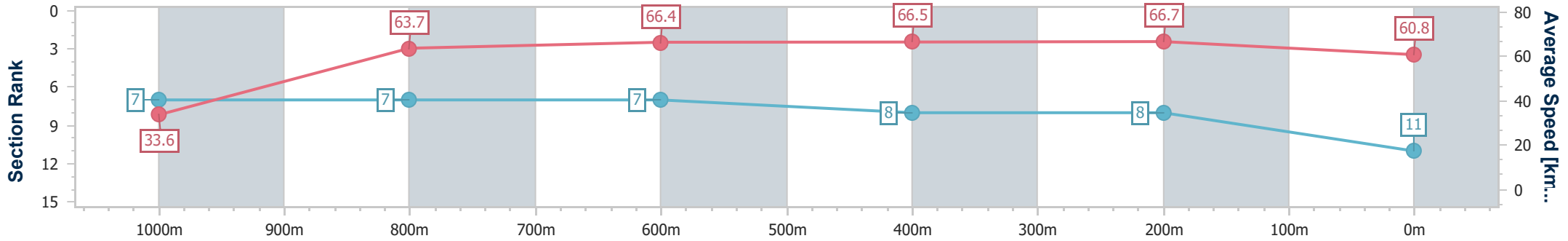
25 January 2023 - 15:00

Track Rating: Soft 6, Weather: Fine, Rail Position: +8.5 metres Entire Course.



BRISBANE RACING CLUB

Section	Overall	1000m	800m	600m	400m	200m
Section Times	1:01.33 [11] (0:05.40)	0:55.93 [7] (0:11.37)	0:44.56 [7] (0:10.92)	0:33.64 [7] (0:10.95)	0:22.69 [8] (0:10.83)	0:11.86 [8] (0:11.86)
Average Speed [km/h]	33.6	63.7	66.4	66.5	66.7	60.8
Top Speed [km/h]	56.3	67.3	67.6	67.3	68.2	64.5
Avg. Dist. to Rail [m]	6.9	2.7	1.4	2.1	2.0	2.4
Avg. Stride Freq. [Hz]	2.0	2.4	2.4	2.3	2.3	2.2
Avg. Stride Length [m]	4.7	7.5	7.8	7.7	7.9	7.5



- [] Ranking at each section and finish
- .-.- No data available at this section
- NA No data available



Horse/Jockey Name	Bankroll Babe
Final Rank	12
Fastest Section Time (Section)	0:05.78 (Overall)
Top Speed [km/h] (Section)	68.1 (400m)
Race State	Finished



Doomben QLD Professional

Race 5: THE KEN MONK Class 1 Handicap - 1050m

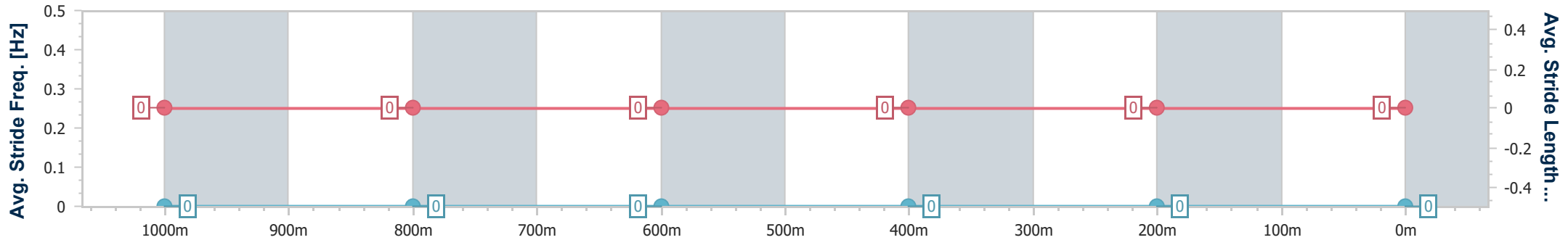
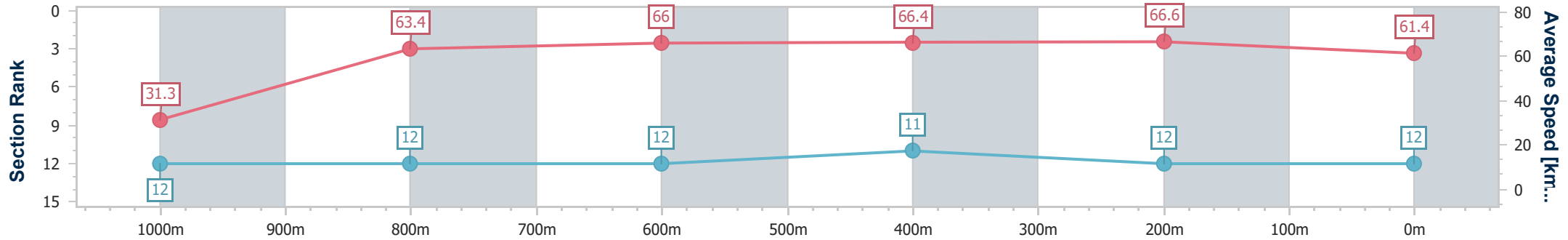
25 January 2023 - 15:00

Track Rating: Soft 6, Weather: Fine, Rail Position: +8.5 metres Entire Course.



BRISBANE RACING CLUB

Section	Overall	1000m	800m	600m	400m	200m
Section Times	1:01.43 [12] (0:05.78)	0:55.65 [12] (0:11.46)	0:44.19 [12] (0:10.97)	0:33.22 [12] (0:10.74)	0:22.48 [11] (0:10.75)	0:11.73 [12] (0:11.73)
Average Speed [km/h]	31.3	63.4	66.0	66.4	66.6	61.4
Top Speed [km/h]	54.6	66.5	66.8	67.4	68.1	65.5
Avg. Dist. to Rail [m]	11.1	3.9	0.9	1.5	1.4	2.5
Avg. Stride Freq. [Hz]	--	--	--	--	--	--
Avg. Stride Length [m]	--	--	--	--	--	--



- [] Ranking at each section and finish
- No data available at this section
- NA No data available