



Sunshine Coast QLD Professional

Race 4: COASTLINE BMW i4 Class 3 Plate - 1400m

28 January 2023 - 13:52



Track Rating: Good 4, Weather: Fine, Rail Position: True

Section												Last 600m	
Field Times												0:35.37	
					Overall	1200m	1000m	800m	600m	400m			
					1:24.59 (0:13.63)	1:10.96 (0:10.87)	1:00.09 (0:11.94)	0:48.15 (0:12.78)	0:35.37 (0:12.16)	0:23.21 (0:11.47)			
Rank	TAB	Horse/Jockey	Barrier	Top Speed [km/h]	Fastest Section							Distance Travelled [m]	
1	15	LOVE SENSATION Angela Jones	9	66.9 1200m	0:10.97 1200m	1:24.59 [1] (0:13.72)	1:10.87 [3] (0:10.97)	0:59.90 [3] (0:12.02)	0:47.88 [3] (0:12.79)	0:35.09 [3] (0:12.28)	0:22.81 [6] (0:11.14)	0:35.09	
2	12	ATLANTIC EAGLE Kyle Wilson-Taylor	10	67.3 Overall	0:10.91 1200m	1:24.69 [2] (0:13.80)	1:10.89 [4] (0:10.91)	0:59.98 [4] (0:12.04)	0:47.94 [4] (0:12.78)	0:35.16 [5] (0:12.00)	0:23.16 [3] (0:11.32)	0:35.16	+3
3	10	DE MANARA Jim Byrne	7	67.6 1200m	0:10.99 1200m	1:25.02 [3] (0:14.06)	1:10.96 [7] (0:10.99)	0:59.97 [7] (0:11.90)	0:48.07 [7] (0:12.70)	0:35.37 [7] (0:12.12)	0:23.25 [7] (0:11.28)	0:35.37	+4
4	11	ALERT AND READY Larry Cassidy	6	66.5 1200m	0:11.18 1200m	1:25.22 [4] (0:14.11)	1:11.11 [10] (0:11.18)	0:59.93 [10] (0:11.91)	0:48.02 [10] (0:12.71)	0:35.31 [10] (0:11.94)	0:23.37 [8] (0:11.38)	0:35.31	+6
5	2	BOLD HALO Nikita Beriman	4	67.2 1200m	0:10.98 1200m	1:25.26 [5] (0:14.08)	1:11.18 [8] (0:10.98)	1:00.20 [8] (0:11.92)	0:48.28 [8] (0:12.77)	0:35.51 [8] (0:12.20)	0:23.31 [10] (0:11.21)	0:35.51	+11
6	7	LIABILITY Karl Zechner	3	66.8 1200m	0:11.04 1200m	1:25.54 [6] (0:13.82)	1:11.72 [6] (0:11.04)	1:00.68 [5] (0:11.94)	0:48.74 [5] (0:12.72)	0:36.02 [4] (0:12.06)	0:23.96 [4] (0:11.57)	0:36.02	+8
7	14	TRANQUIL BAY Ben Thompson	1	66.8 1200m	0:11.09 1200m	1:26.11 [7] (0:13.80)	1:12.31 [5] (0:11.09)	1:01.22 [6] (0:11.93)	0:49.29 [6] (0:12.79)	0:36.50 [6] (0:12.07)	0:24.43 [5] (0:11.73)	0:36.50	+2
8	5	DIXON BAY James Orman	11	66.5 1200m	0:10.87 1200m	1:26.13 [8] (0:13.63)	1:12.50 [1] (0:10.87)	1:01.63 [2] (0:11.94)	0:49.69 [1] (0:12.78)	0:36.91 [2] (0:12.16)	0:24.75 [1] (0:11.94)	0:36.91	+0
9	6	ELECTED Michael Cahill	12	67.5 1200m	0:10.82 1200m	1:26.16 [9] (0:13.69)	1:12.47 [2] (0:10.82)	1:01.65 [1] (0:11.96)	0:49.69 [2] (0:12.77)	0:36.92 [1] (0:12.25)	0:24.67 [2] (0:11.66)	0:36.92	+4
10	1	AWE Stephanie Thornton	2	67.5 1200m	0:11.13 1200m	1:26.89 [10] (0:14.11)	1:12.78 [9] (0:11.13)	1:01.65 [9] (0:11.88)	0:49.77 [9] (0:12.79)	0:36.98 [9] (0:12.04)	0:24.94 [9] (0:11.76)	0:36.98	+0

Scratched: Charge On (#3), Collay's Spirit (#4), Stormy Rock (#8), Danezel (#9), Ginger Rock (#13)

[] Ranking at each section and finish
 -:-:- No data available at this section
 NA No data available

SCN Saddle cloth number
 DNF Did not finish
 DNT Did not track



Sunshine Coast QLD Professional
Race 4: COASTLINE BMW i4 Class 3 Plate - 1400m
 28 January 2023 - 13:52



Track Rating: Good 4, Weather: Fine, Rail Position: True

Section							200m			Last 600m
Field Times							0:11.74			0:35.37
Rank	TAB	Horse/Jockey	Barrier	Top Speed [km/h]	Fastest Section	Margin				Distance Travelled [m]
1	15	LOVE SENSATION Angela Jones	9	66.9 1200m	0:10.97 1200m	0:11.67 [1] (0:11.67)	1:24.59			0:35.09
2	12	ATLANTIC EAGLE Kyle Wilson-Taylor	10	67.3 Overall	0:10.91 1200m	0:11.84 [2] (0:11.84)	0.5L			0:35.16 +3
3	10	DE MANARA Jim Byrne	7	67.6 1200m	0:10.99 1200m	0:11.97 [3] (0:11.97)	2.3L			0:35.37 +4
4	11	ALERT AND READY Larry Cassidy	6	66.5 1200m	0:11.18 1200m	0:11.99 [7] (0:11.99)	3.3L			0:35.31 +6
5	2	BOLD HALO Nikita Beriman	4	67.2 1200m	0:10.98 1200m	0:12.10 [6] (0:12.10)	3.5L			0:35.51 +11
6	7	LIABILITY Karl Zechner	3	66.8 1200m	0:11.04 1200m	0:12.39 [5] (0:12.39)	5L			0:36.02 +8
7	14	TRANQUIL BAY Ben Thompson	1	66.8 1200m	0:11.09 1200m	0:12.70 [9] (0:12.70)	8.3L			0:36.50 +2
8	5	DIXON BAY James Orman	11	66.5 1200m	0:10.87 1200m	0:12.81 [7] (0:12.81)	8.4L			0:36.91 +0
9	6	ELECTED Michael Cahill	12	67.5 1200m	0:10.82 1200m	0:13.01 [4] (0:13.01)	8.5L			0:36.92 +4
10	1	AWE Stephanie Thornton	2	67.5 1200m	0:11.13 1200m	0:13.18 [10] (0:13.18)	12.8L			0:36.98 +0

Scratched: Charge On (#3), Colloy's Spirit (#4), Stormy Rock (#8), Danezel (#9), Ginger Rock (#13)

[] Ranking at each section and finish
 -:-:- No data available at this section
 NA No data available

SCN Saddle cloth number
 DNF Did not finish
 DNT Did not track



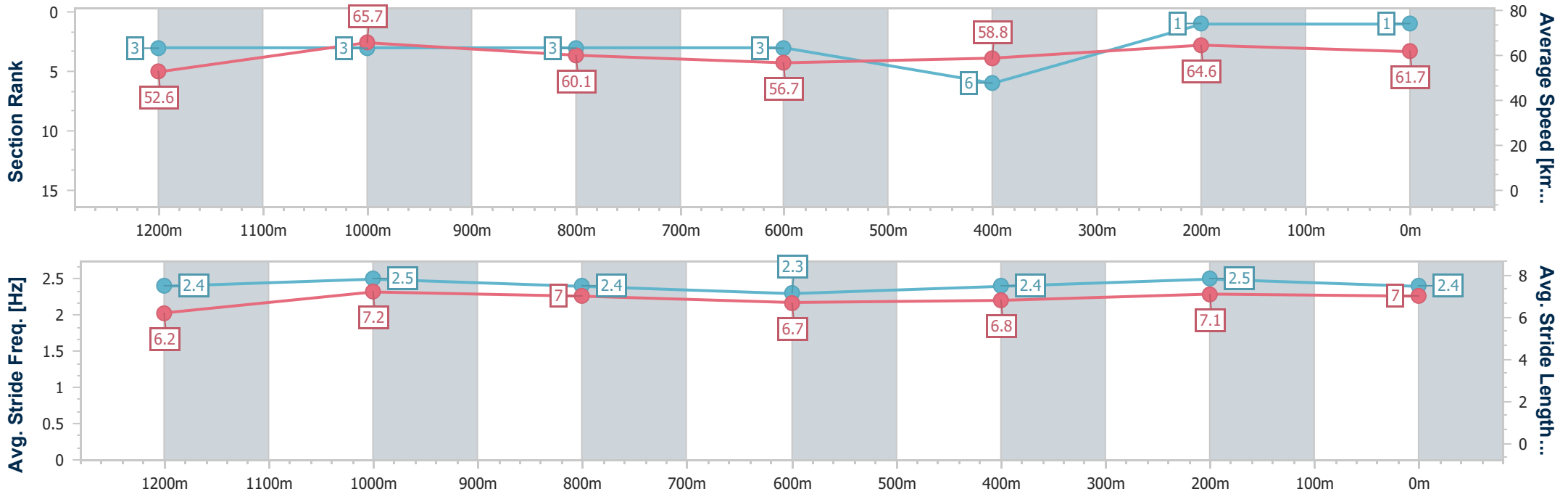
Horse/Jockey Name	Love Sensation
Final Rank	1
Fastest Section Time (Section)	0:10.97 (1200m)
Top Speed [km/h] (Section)	66.9 (1200m)
Race State	Finished



Sunshine Coast QLD Professional
 Race 4: COASTLINE BMW i4 Class 3 Plate - 1400m
 28 January 2023 - 13:52
 Track Rating: Good 4, Weather: Fine, Rail Position: True



Section	Overall	1200m	1000m	800m	600m	400m	200m
Section Times	1:24.59 [1] (0:13.72)	1:10.87 [3] (0:10.97)	0:59.90 [3] (0:12.02)	0:47.88 [3] (0:12.79)	0:35.09 [3] (0:12.28)	0:22.81 [6] (0:11.14)	0:11.67 [1] (0:11.67)
Average Speed [km/h]	52.6	65.7	60.1	56.7	58.8	64.6	61.7
Top Speed [km/h]	64.0	66.9	64.1	58.5	62.0	66.2	64.6
Avg. Dist. to Rail [m]	9.7	3.4	2.2	1.1	0.5	3.6	4.8
Avg. Stride Freq. [Hz]	2.4	2.5	2.4	2.3	2.4	2.5	2.4
Avg. Stride Length [m]	6.2	7.2	7.0	6.7	6.8	7.1	7.0



- [] Ranking at each section and finish
- .-.- No data available at this section
- NA No data available



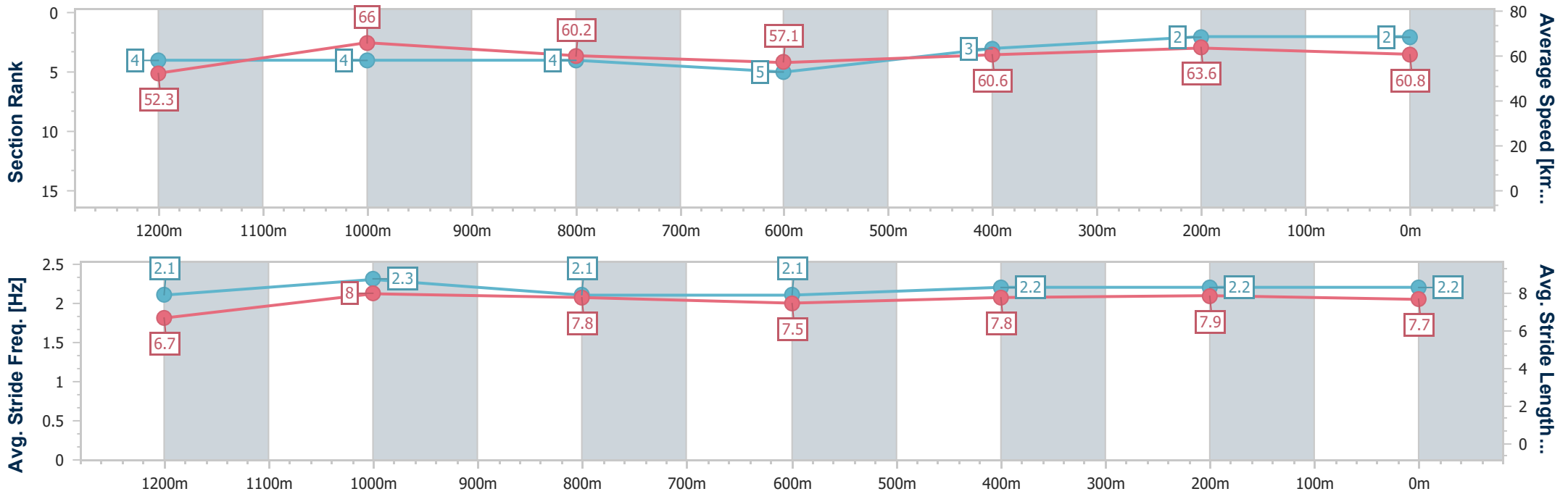
Horse/Jockey Name	Atlantic Eagle
Final Rank	2
Fastest Section Time (Section)	0:10.91 (1200m)
Top Speed [km/h] (Section)	67.3 (Overall)
Race State	Finished



Sunshine Coast QLD Professional
 Race 4: COASTLINE BMW i4 Class 3 Plate - 1400m
 28 January 2023 - 13:52
 Track Rating: Good 4, Weather: Fine, Rail Position: True



Section	Overall	1200m	1000m	800m	600m	400m	200m
Section Times	1:24.69 [2] (0:13.80)	1:10.89 [4] (0:10.91)	0:59.98 [4] (0:12.04)	0:47.94 [4] (0:12.78)	0:35.16 [5] (0:12.00)	0:23.16 [3] (0:11.32)	0:11.84 [2] (0:11.84)
Average Speed [km/h]	52.3	66.0	60.2	57.1	60.6	63.6	60.8
Top Speed [km/h]	67.3	67.1	64.4	58.3	63.3	64.3	62.6
Avg. Dist. to Rail [m]	11.0	4.8	2.5	1.9	1.9	5.2	6.8
Avg. Stride Freq. [Hz]	2.1	2.3	2.1	2.1	2.2	2.2	2.2
Avg. Stride Length [m]	6.7	8.0	7.8	7.5	7.8	7.9	7.7



- [] Ranking at each section and finish
- .-.- No data available at this section
- NA No data available



Horse/Jockey Name	De Manara
Final Rank	3
Fastest Section Time (Section)	0:10.99 (1200m)
Top Speed [km/h] (Section)	67.6 (1200m)
Race State	Finished



Sunshine Coast QLD Professional

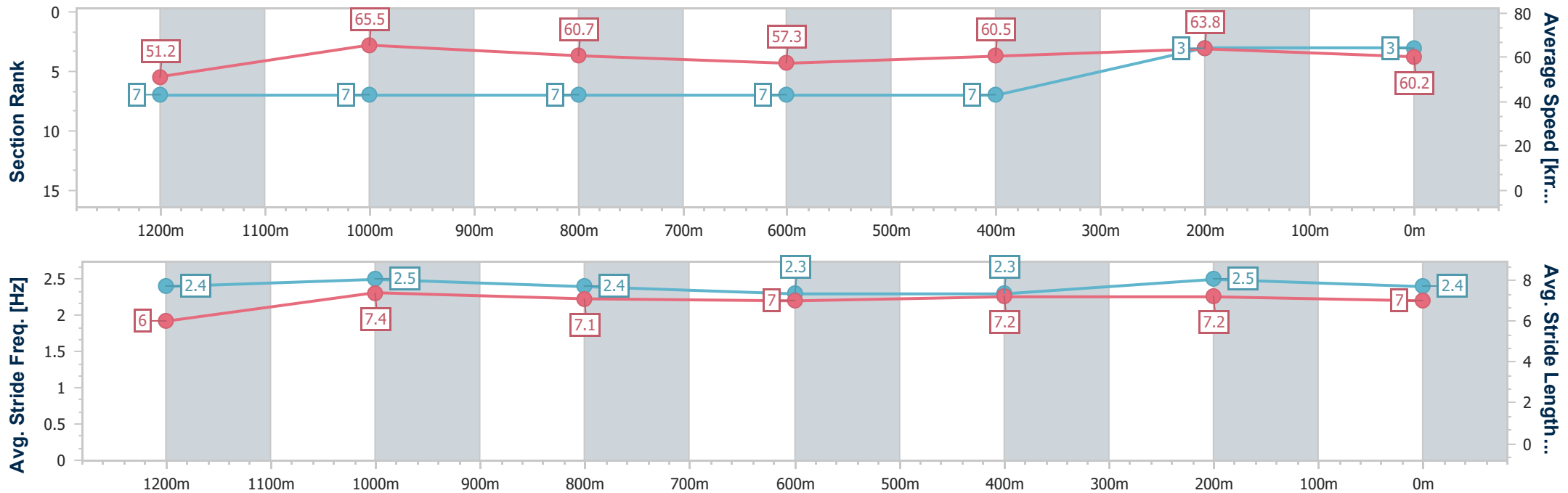
Race 4: COASTLINE BMW i4 Class 3 Plate - 1400m

28 January 2023 - 13:52

Track Rating: Good 4, Weather: Fine, Rail Position: True



Section	Overall	1200m	1000m	800m	600m	400m	200m
Section Times	1:25.02 [3] (0:14.06)	1:10.96 [7] (0:10.99)	0:59.97 [7] (0:11.90)	0:48.07 [7] (0:12.70)	0:35.37 [7] (0:12.12)	0:23.25 [7] (0:11.28)	0:11.97 [3] (0:11.97)
Average Speed [km/h]	51.2	65.5	60.7	57.3	60.5	63.8	60.2
Top Speed [km/h]	66.4	67.6	63.6	58.2	62.7	64.6	63.5
Avg. Dist. to Rail [m]	8.1	2.0	1.4	1.7	2.9	5.9	7.7
Avg. Stride Freq. [Hz]	2.4	2.5	2.4	2.3	2.3	2.5	2.4
Avg. Stride Length [m]	6.0	7.4	7.1	7.0	7.2	7.2	7.0



- [] Ranking at each section and finish
- .-.- No data available at this section
- NA No data available



Horse/Jockey Name	Alert And Ready
Final Rank	4
Fastest Section Time (Section)	0:11.18 (1200m)
Top Speed [km/h] (Section)	66.5 (1200m)
Race State	Finished



Sunshine Coast QLD Professional

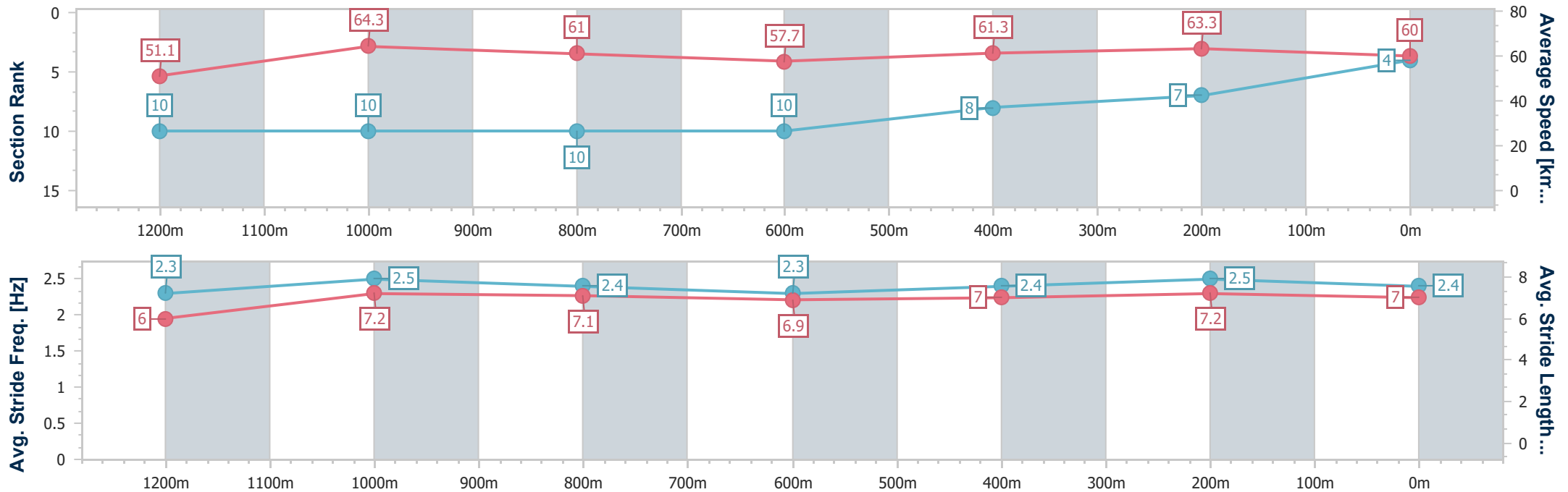
Race 4: COASTLINE BMW i4 Class 3 Plate - 1400m

28 January 2023 - 13:52

Track Rating: Good 4, Weather: Fine, Rail Position: True



Section	Overall	1200m	1000m	800m	600m	400m	200m
Section Times	1:25.22 [4] (0:14.11)	1:11.11 [10] (0:11.18)	0:59.93 [10] (0:11.91)	0:48.02 [10] (0:12.71)	0:35.31 [10] (0:11.94)	0:23.37 [8] (0:11.38)	0:11.99 [7] (0:11.99)
Average Speed [km/h]	51.1	64.3	61.0	57.7	61.3	63.3	60.0
Top Speed [km/h]	66.5	66.5	64.3	58.8	63.4	64.5	62.2
Avg. Dist. to Rail [m]	7.0	3.0	3.1	3.2	2.9	4.2	5.8
Avg. Stride Freq. [Hz]	2.3	2.5	2.4	2.3	2.4	2.5	2.4
Avg. Stride Length [m]	6.0	7.2	7.1	6.9	7.0	7.2	7.0



- [] Ranking at each section and finish
- .-.-.- No data available at this section
- NA No data available



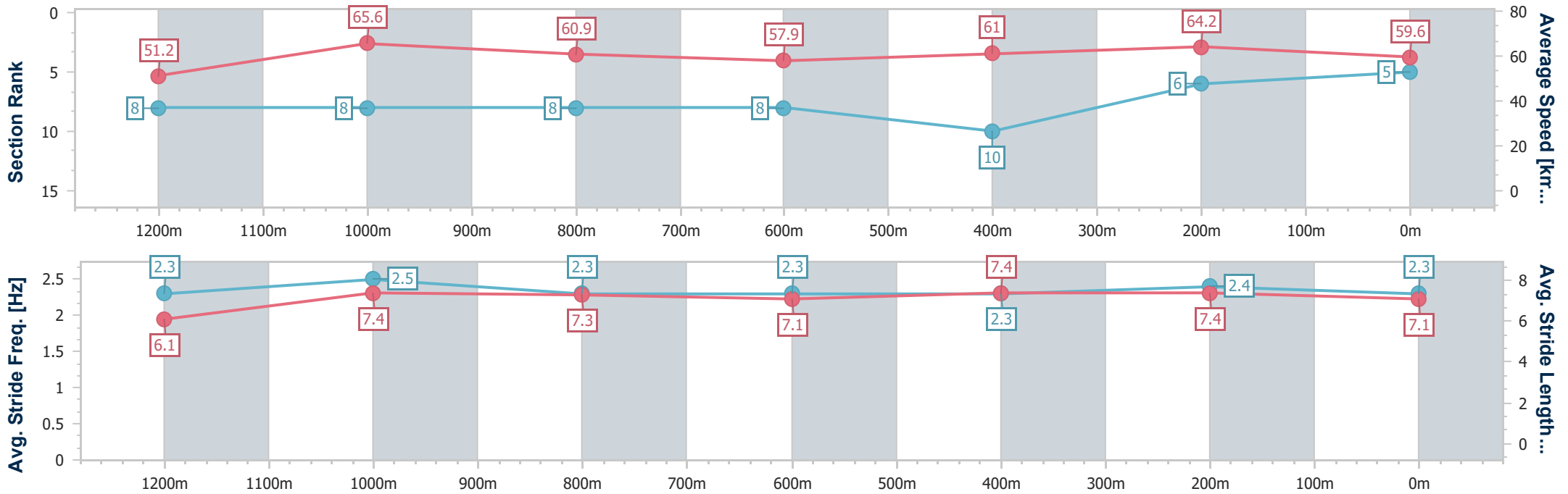
Horse/Jockey Name	Bold Halo
Final Rank	5
Fastest Section Time (Section)	0:10.98 (1200m)
Top Speed [km/h] (Section)	67.2 (1200m)
Race State	Finished



Sunshine Coast QLD Professional
 Race 4: COASTLINE BMW i4 Class 3 Plate - 1400m
 28 January 2023 - 13:52
 Track Rating: Good 4, Weather: Fine, Rail Position: True



Section	Overall	1200m	1000m	800m	600m	400m	200m
Section Times	1:25.26 [5] (0:14.08)	1:11.18 [8] (0:10.98)	1:00.20 [8] (0:11.92)	0:48.28 [8] (0:12.77)	0:35.51 [8] (0:12.20)	0:23.31 [10] (0:11.21)	0:12.10 [6] (0:12.10)
Average Speed [km/h]	51.2	65.6	60.9	57.9	61.0	64.2	59.6
Top Speed [km/h]	65.8	67.2	63.2	59.6	63.6	66.1	63.1
Avg. Dist. to Rail [m]	8.2	4.4	3.7	4.6	5.3	8.3	9.9
Avg. Stride Freq. [Hz]	2.3	2.5	2.3	2.3	2.3	2.4	2.3
Avg. Stride Length [m]	6.1	7.4	7.3	7.1	7.4	7.4	7.1



- [] Ranking at each section and finish
- .-.- No data available at this section
- NA No data available



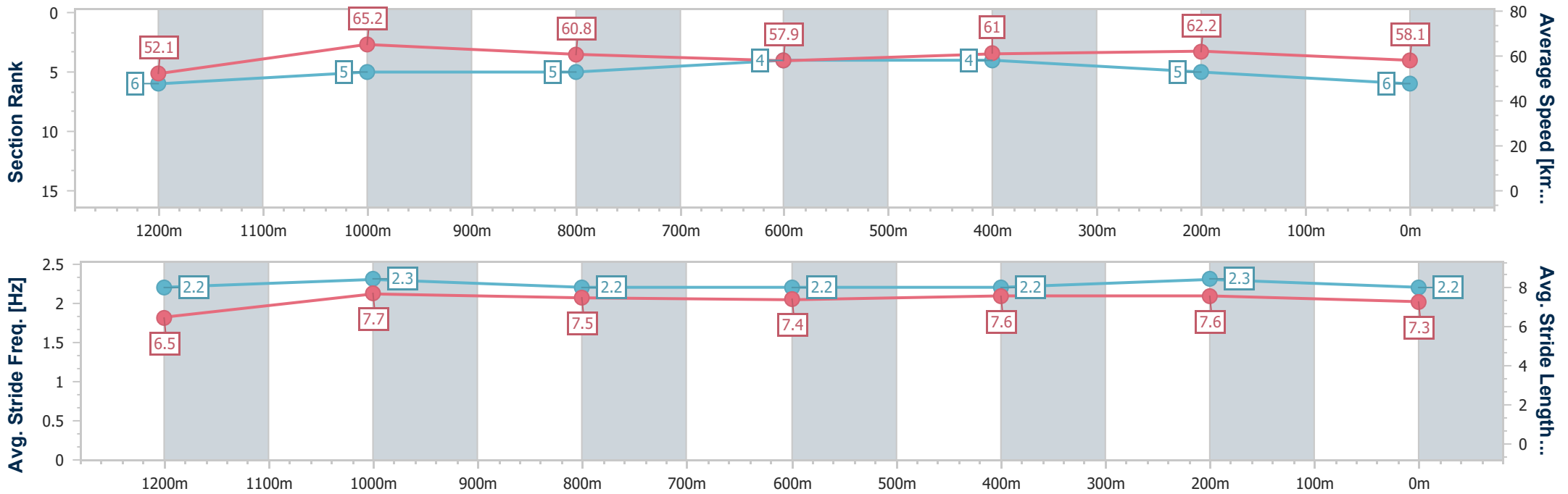
Horse/Jockey Name	Liability
Final Rank	6
Fastest Section Time (Section)	0:11.04 (1200m)
Top Speed [km/h] (Section)	66.8 (1200m)
Race State	Finished



Sunshine Coast QLD Professional
 Race 4: COASTLINE BMW i4 Class 3 Plate - 1400m
 28 January 2023 - 13:52
 Track Rating: Good 4, Weather: Fine, Rail Position: True



Section	Overall	1200m	1000m	800m	600m	400m	200m
Section Times	1:25.54 [6] (0:13.82)	1:11.72 [6] (0:11.04)	1:00.68 [5] (0:11.94)	0:48.74 [5] (0:12.72)	0:36.02 [4] (0:12.06)	0:23.96 [4] (0:11.57)	0:12.39 [5] (0:12.39)
Average Speed [km/h]	52.1	65.2	60.8	57.9	61.0	62.2	58.1
Top Speed [km/h]	66.0	66.8	65.3	58.4	63.1	63.1	61.1
Avg. Dist. to Rail [m]	7.4	4.0	4.1	3.6	3.8	6.8	8.1
Avg. Stride Freq. [Hz]	2.2	2.3	2.2	2.2	2.2	2.3	2.2
Avg. Stride Length [m]	6.5	7.7	7.5	7.4	7.6	7.6	7.3



- [] Ranking at each section and finish
- .-.- No data available at this section
- NA No data available



Horse/Jockey Name	Tranquil Bay
Final Rank	7
Fastest Section Time (Section)	0:11.09 (1200m)
Top Speed [km/h] (Section)	66.8 (1200m)
Race State	Finished



Sunshine Coast QLD Professional

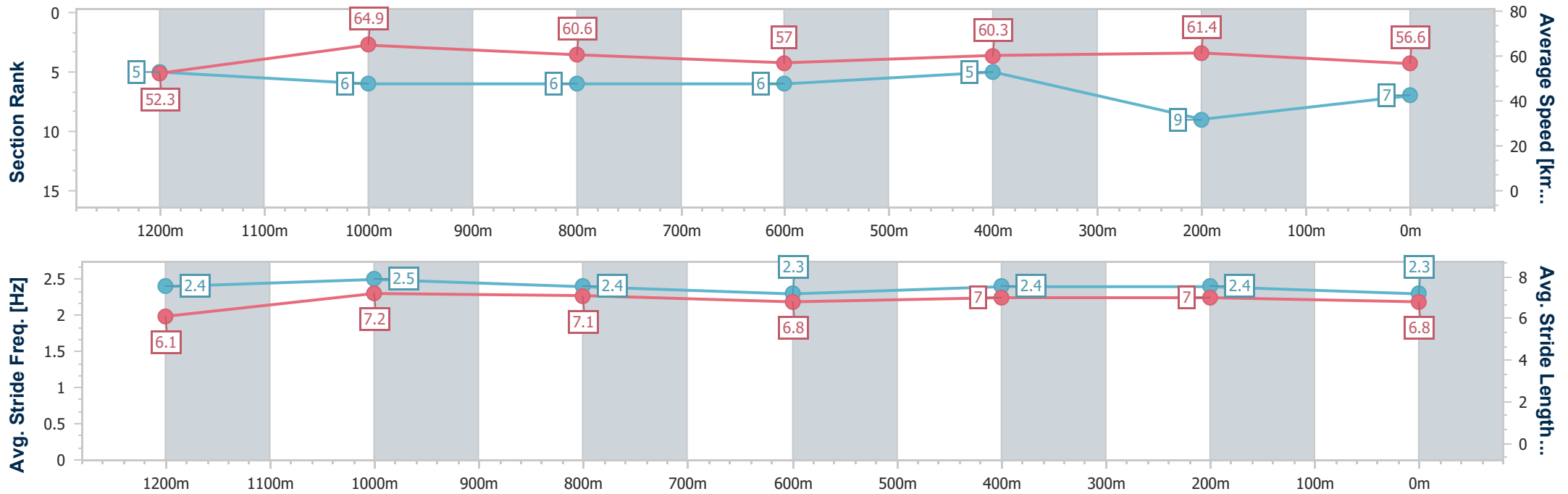
Race 4: COASTLINE BMW i4 Class 3 Plate - 1400m

28 January 2023 - 13:52

Track Rating: Good 4, Weather: Fine, Rail Position: True



Section	Overall	1200m	1000m	800m	600m	400m	200m
Section Times	1:26.11 [7] (0:13.80)	1:12.31 [5] (0:11.09)	1:01.22 [6] (0:11.93)	0:49.29 [6] (0:12.79)	0:36.50 [6] (0:12.07)	0:24.43 [5] (0:11.73)	0:12.70 [9] (0:12.70)
Average Speed [km/h]	52.3	64.9	60.6	57.0	60.3	61.4	56.6
Top Speed [km/h]	64.8	66.8	64.2	57.9	62.1	63.5	59.6
Avg. Dist. to Rail [m]	4.2	1.8	1.5	2.0	1.8	2.3	3.4
Avg. Stride Freq. [Hz]	2.4	2.5	2.4	2.3	2.4	2.4	2.3
Avg. Stride Length [m]	6.1	7.2	7.1	6.8	7.0	7.0	6.8



- [] Ranking at each section and finish
- .-.- No data available at this section
- NA No data available



Horse/Jockey Name	Dixon Bay
Final Rank	8
Fastest Section Time (Section)	0:10.87 (1200m)
Top Speed [km/h] (Section)	66.5 (1200m)
Race State	Finished



Sunshine Coast QLD Professional

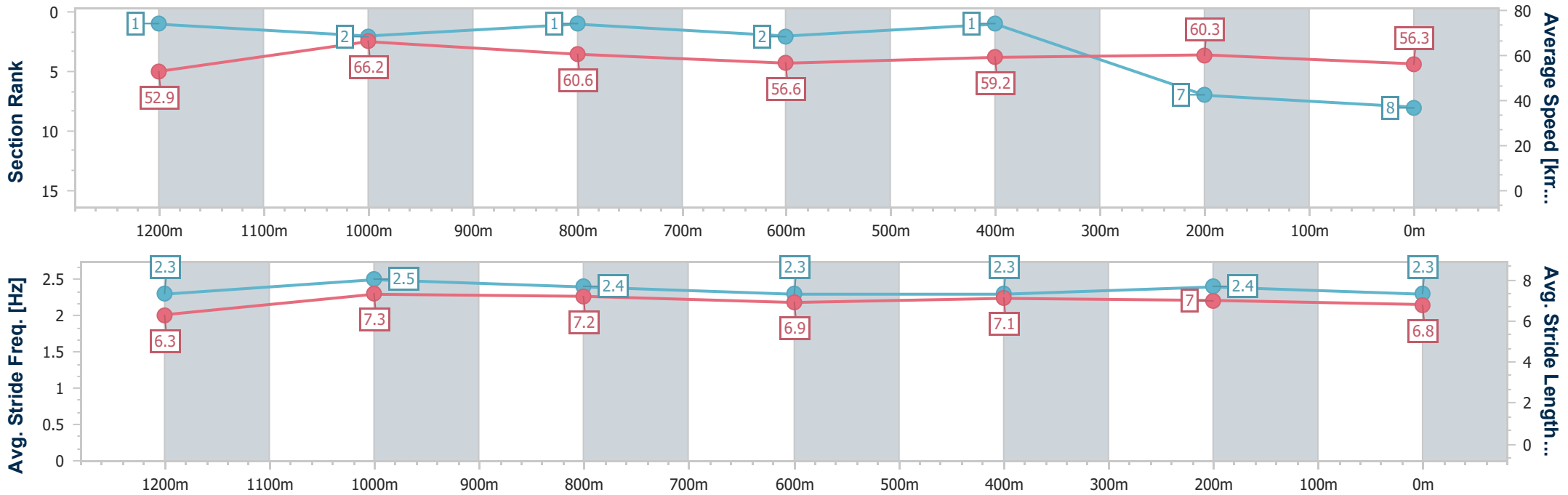
Race 4: COASTLINE BMW i4 Class 3 Plate - 1400m

28 January 2023 - 13:52

Track Rating: Good 4, Weather: Fine, Rail Position: True



Section	Overall	1200m	1000m	800m	600m	400m	200m
Section Times	1:26.13 [8] (0:13.63)	1:12.50 [1] (0:10.87)	1:01.63 [2] (0:11.94)	0:49.69 [1] (0:12.78)	0:36.91 [2] (0:12.16)	0:24.75 [1] (0:11.94)	0:12.81 [7] (0:12.81)
Average Speed [km/h]	52.9	66.2	60.6	56.6	59.2	60.3	56.3
Top Speed [km/h]	65.8	66.5	65.5	57.6	61.3	62.5	58.8
Avg. Dist. to Rail [m]	12.1	5.6	1.7	0.9	0.4	2.4	4.7
Avg. Stride Freq. [Hz]	2.3	2.5	2.4	2.3	2.3	2.4	2.3
Avg. Stride Length [m]	6.3	7.3	7.2	6.9	7.1	7.0	6.8



- [] Ranking at each section and finish
- .-.- No data available at this section
- NA No data available



Horse/Jockey Name	Elected
Final Rank	9
Fastest Section Time (Section)	0:10.82 (1200m)
Top Speed [km/h] (Section)	67.5 (1200m)
Race State	Finished



Sunshine Coast QLD Professional

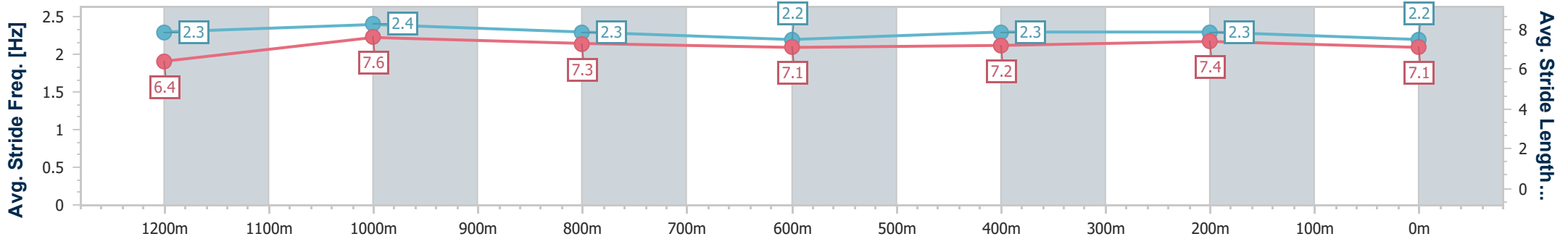
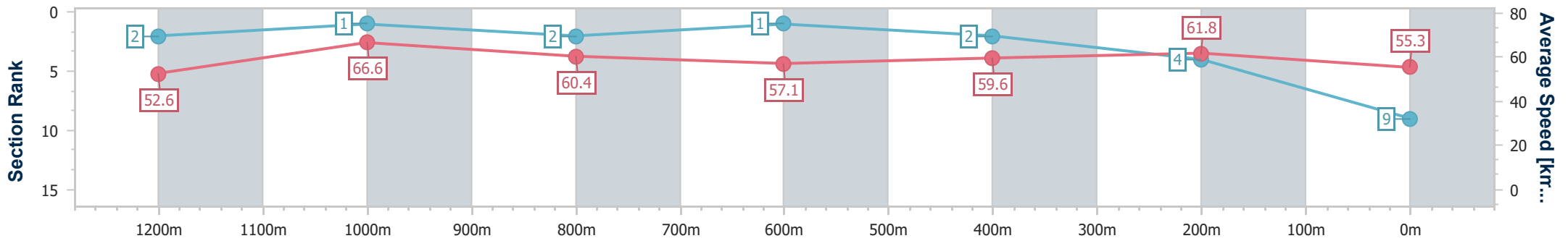
Race 4: COASTLINE BMW i4 Class 3 Plate - 1400m

28 January 2023 - 13:52

Track Rating: Good 4, Weather: Fine, Rail Position: True



Section	Overall	1200m	1000m	800m	600m	400m	200m
Section Times	1:26.16 [9] (0:13.69)	1:12.47 [2] (0:10.82)	1:01.65 [1] (0:11.96)	0:49.69 [2] (0:12.77)	0:36.92 [1] (0:12.25)	0:24.67 [2] (0:11.66)	0:13.01 [4] (0:13.01)
Average Speed [km/h]	52.6	66.6	60.4	57.1	59.6	61.8	55.3
Top Speed [km/h]	66.4	67.5	65.0	58.0	61.5	63.4	59.7
Avg. Dist. to Rail [m]	14.0	7.4	2.3	2.2	2.3	4.0	4.2
Avg. Stride Freq. [Hz]	2.3	2.4	2.3	2.2	2.3	2.3	2.2
Avg. Stride Length [m]	6.4	7.6	7.3	7.1	7.2	7.4	7.1



- [] Ranking at each section and finish
- .-.- No data available at this section
- NA No data available



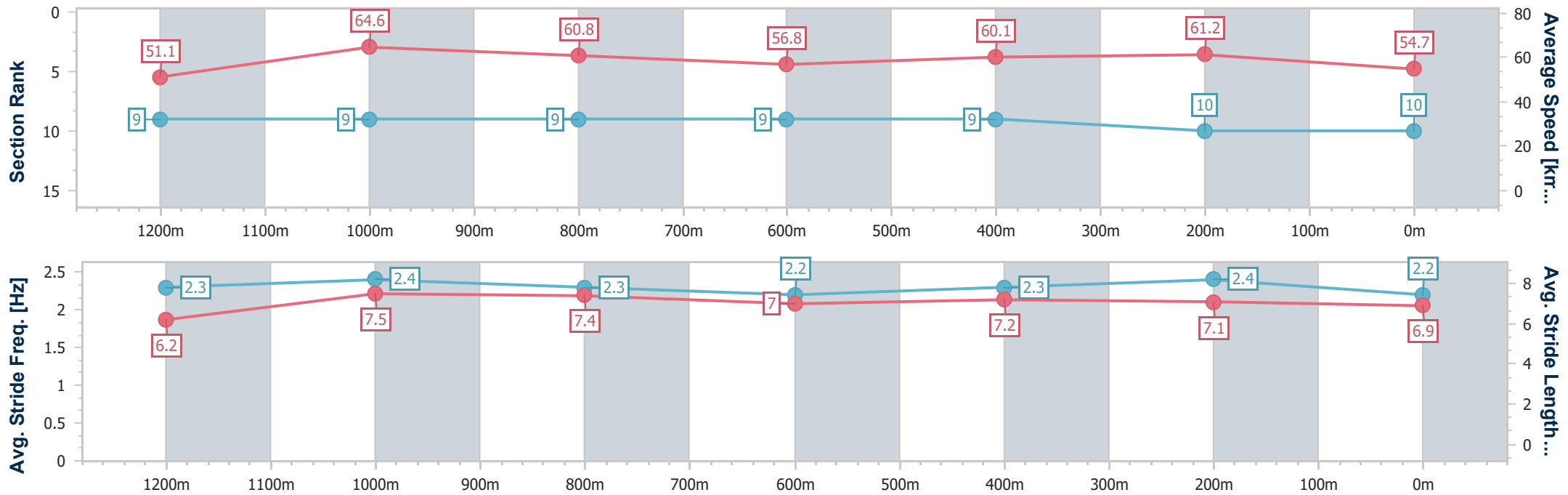
Horse/Jockey Name	Awe
Final Rank	10
Fastest Section Time (Section)	0:11.13 (1200m)
Top Speed [km/h] (Section)	67.5 (1200m)
Race State	Finished



Sunshine Coast QLD Professional
 Race 4: COASTLINE BMW i4 Class 3 Plate - 1400m
 28 January 2023 - 13:52
 Track Rating: Good 4, Weather: Fine, Rail Position: True



Section	Overall	1200m	1000m	800m	600m	400m	200m
Section Times	1:26.89 [10] (0:14.11)	1:12.78 [9] (0:11.13)	1:01.65 [9] (0:11.88)	0:49.77 [9] (0:12.79)	0:36.98 [9] (0:12.04)	0:24.94 [9] (0:11.76)	0:13.18 [10] (0:13.18)
Average Speed [km/h]	51.1	64.6	60.8	56.8	60.1	61.2	54.7
Top Speed [km/h]	66.9	67.5	63.3	58.5	62.9	63.9	59.0
Avg. Dist. to Rail [m]	5.2	1.7	1.5	1.2	0.9	2.6	7.1
Avg. Stride Freq. [Hz]	2.3	2.4	2.3	2.2	2.3	2.4	2.2
Avg. Stride Length [m]	6.2	7.5	7.4	7.0	7.2	7.1	6.9



- [] Ranking at each section and finish
- .-.- No data available at this section
- NA No data available