



Sunshine Coast QLD Professional

Race 7: COASTLINE BMW THE NEW iX1 QTIS Three-Year-Old Handicap - 1600m



28 January 2023 - 15:53

Track Rating: Good 4, Weather: Fine, Rail Position: True Entire Course

Section		Overall	1400m	1200m	1000m	800m	600m	400m	Last 600m				
Field Times		1:38.19 (0:13.53)	1:24.66 (0:11.39)	1:13.27 (0:12.06)	1:01.21 (0:12.85)	0:48.36 (0:12.92)	0:35.44 (0:12.18)	0:23.26 (0:11.22)	0:35.44				
Rank	TAB Horse/Jockey	Barrier	Top Speed [km/h]	Fastest Section	Distance Travelled [m]								
1	3 THE VOWELS Ben Thompson	11	66.0	0:11.18	1:38.19 [1] (0:13.61)	1:24.58 [2] (0:11.36)	1:13.22 [2] (0:12.12)	1:01.10 [2] (0:12.87)	0:48.23 [2] (0:12.96)	0:35.27 [2] (0:12.05)	0:23.22 [2] (0:11.18)	0:35.27	
2	8 PORKY Angela Jones	7	66.4	0:11.27	1:38.27 [2] (0:13.53)	1:24.74 [1] (0:11.39)	1:13.35 [1] (0:12.06)	1:01.29 [1] (0:12.85)	0:48.44 [1] (0:12.92)	0:35.52 [1] (0:12.18)	0:23.34 [1] (0:11.27)	0:35.52	-4
3	4 RED TOP Kyle Wilson-Taylor	8	65.8	0:11.29	1:38.29 [3] (0:13.62)	1:24.67 [3] (0:11.51)	1:13.16 [3] (0:12.16)	1:01.00 [3] (0:12.81)	0:48.19 [3] (0:13.05)	0:35.14 [3] (0:12.10)	0:23.04 [4] (0:11.29)	0:35.14	-3
4	6 TAPILDOODLEDO Michael Cahill	13	65.5	0:11.33	1:38.32 [4] (0:13.77)	1:24.55 [4] (0:11.46)	1:13.09 [4] (0:12.15)	1:00.94 [4] (0:12.77)	0:48.17 [4] (0:12.99)	0:35.18 [3] (0:12.08)	0:23.10 [3] (0:11.33)	0:35.18	+3
5	7 DIANA'S AFFAIR Jim Byrne	3	64.9	0:11.28	1:38.63 [5] (0:13.90)	1:24.73 [6] (0:11.49)	1:13.24 [5] (0:12.25)	1:00.99 [5] (0:12.69)	0:48.30 [5] (0:12.99)	0:35.31 [5] (0:12.17)	0:23.14 [6] (0:11.28)	0:35.31	-3
6	13 ALPHA JANE Tiffani Brooker	6	64.2	0:11.40	1:38.68 [6] (0:13.80)	1:24.88 [5] (0:11.64)	1:13.24 [6] (0:12.24)	1:01.00 [6] (0:12.68)	0:48.32 [6] (0:13.03)	0:35.29 [6] (0:12.02)	0:23.27 [5] (0:11.40)	0:35.29	+1
7	5 DEALING'S DONE Jaden Lloyd	5	65.2	0:11.20	1:39.04 [7] (0:14.15)	1:24.89 [9] (0:11.87)	1:13.02 [9] (0:12.36)	1:00.66 [10] (0:12.61)	0:48.05 [10] (0:12.71)	0:35.34 [9] (0:11.96)	0:23.38 [8] (0:11.20)	0:35.34	-2
8	12 BETTER STRINGS Corey Bayliss	4	65.1	0:11.45	1:39.25 [8] (0:14.32)	1:24.93 [10] (0:11.69)	1:13.24 [10] (0:12.33)	1:00.91 [9] (0:12.53)	0:48.38 [9] (0:12.93)	0:35.45 [10] (0:12.00)	0:23.45 [11] (0:11.45)	0:35.45	-1
9	9 SATELLITE SPIRIT Stephanie Thornton	1	64.2	0:11.54	1:39.41 [9] (0:14.08)	1:25.33 [8] (0:11.54)	1:13.79 [7] (0:12.27)	1:01.52 [7] (0:12.74)	0:48.78 [7] (0:12.95)	0:35.83 [8] (0:11.97)	0:23.86 [7] (0:11.57)	0:35.83	-2
10	1 MISHANI SPARTAN James Orman	10	64.6	0:11.48	1:39.83 [10] (0:14.38)	1:25.45 [11] (0:11.76)	1:13.69 [11] (0:12.39)	1:01.30 [11] (0:12.58)	0:48.72 [12] (0:12.81)	0:35.91 [11] (0:11.89)	0:24.02 [10] (0:11.48)	0:35.91	+1

Scratched: Mission Of Love (#11)

[] Ranking at each section and finish
 -:-:- No data available at this section
 NA No data available
 SCN Saddle cloth number
 DNF Did not finish
 DNT Did not track



Sunshine Coast QLD Professional
Race 7: COASTLINE BMW THE NEW iX1 QTIS Three-Year-Old Handicap - 1600m

28 January 2023 - 15:53



Track Rating: Good 4, Weather: Fine, Rail Position: True Entire Course

Section	Overall	1400m	1200m	1000m	800m	600m	400m	Last 600m
Field Times	1:38.19 (0:13.53)	1:24.66 (0:11.39)	1:13.27 (0:12.06)	1:01.21 (0:12.85)	0:48.36 (0:12.92)	0:35.44 (0:12.18)	0:23.26 (0:11.22)	0:35.44

Rank	TAB	Horse/Jockey	Barrier	Top Speed [km/h]	Fastest Section	Overall	1400m	1200m	1000m	800m	600m	400m	Last 600m	Distance Travelled [m]
11	2	AFFOGATO GIRL	9	66.7	0:11.64	1:39.89 [11]	1:25.99 [7]	1:14.23 [8]	1:01.95 [8]	0:49.28 [8]	0:36.43 [7]	0:24.34 [9]	0:36.43	+3
		Boris Thornton		Overall	400m	(0:13.90)	(0:11.76)	(0:12.28)	(0:12.67)	(0:12.85)	(0:12.09)	(0:11.64)		
12	10	UNDER THE CAP	12	65.4	0:11.54	1:39.94 [12]	1:25.46 [12]	1:13.64 [12]	1:01.36 [12]	0:48.82 [11]	0:35.93 [12]	0:24.03 [12]	0:35.93	+6
		Justin Huxtable		Overall	400m	(0:14.48)	(0:11.82)	(0:12.28)	(0:12.54)	(0:12.89)	(0:11.90)	(0:11.54)		

Scratched: Mission Of Love (#11)

[] Ranking at each section and finish
 -:-:-:- No data available at this section
 NA No data available

SCN Saddle cloth number
 DNF Did not finish
 DNT Did not track



Sunshine Coast QLD Professional

Race 7: COASTLINE BMW THE NEW iX1 QTIS Three-Year-Old Handicap - 1600m

28 January 2023 - 15:53



Track Rating: Good 4, Weather: Fine, Rail Position: True Entire Course

Section				200m				Last 600m	
Field Times				0:12.04 (0:12.04)				0:35.44	
Rank	TAB	Horse/Jockey	Barrier	Top Speed [km/h]	Fastest Section	Margin			Distance Travelled [m]
1	3	THE VOWELS	11	66.0	0:11.18	0:12.04 [1]	1:38.19		0:35.27
		Ben Thompson		Overall	400m	(0:12.04)			
2	8	PORKY	7	66.4	0:11.27	0:12.07 [2]	0.3L		0:35.52 -4
		Angela Jones		400m	400m	(0:12.07)			
3	4	RED TOP	8	65.8	0:11.29	0:11.75 [3]	0.4L		0:35.14 -3
		Kyle Wilson-Taylor		Overall	400m	(0:11.75)			
4	6	TAPILDOODLEDO	13	65.5	0:11.33	0:11.77 [4]	0.6L		0:35.18 +3
		Michael Cahill		1400m	400m	(0:11.77)			
5	7	DIANA'S AFFAIR	3	64.9	0:11.28	0:11.86 [5]	2.4L		0:35.31 -3
		Jim Byrne		1400m	400m	(0:11.86)			
6	13	ALPHA JANE	6	64.2	0:11.40	0:11.87 [6]	2.6L		0:35.29 +1
		Tiffani Brooker		Overall	400m	(0:11.87)			
7	5	DEALING'S DONE	5	65.2	0:11.20	0:12.18 [7]	4.6L		0:35.34 -2
		Jaden Lloyd		400m	400m	(0:12.18)			
8	12	BETTER STRINGS	4	65.1	0:11.45	0:12.00 [10]	5.6L		0:35.45 -1
		Corey Bayliss		600m	400m	(0:12.00)			
9	9	SATELLITE SPIRIT	1	64.2	0:11.54	0:12.29 [8]	6.4L		0:35.83 -2
		Stephanie Thornton		Overall	1400m	(0:12.29)			
10	1	MISHANI SPARTAN	10	64.6	0:11.48	0:12.54 [11]	8.7L		0:35.91 +1
		James Orman		Overall	400m	(0:12.54)			

Scratched: Mission Of Love (#11)

[] Ranking at each section and finish
 -:-:- No data available at this section
 NA No data available

SCN Saddle cloth number
 DNF Did not finish
 DNT Did not track



Sunshine Coast QLD Professional
Race 7: COASTLINE BMW THE NEW iX1 QTIS Three-Year-Old Handicap - 1600m
 28 January 2023 - 15:53



Track Rating: Good 4, Weather: Fine, Rail Position: True Entire Course

Section				200m				Last 600m		
Field Times				0:12.04 (0:12.04)				0:35.44		
Rank	TAB	Horse/Jockey	Barrier	Top Speed [km/h]	Fastest Section	Margin			Distance Travelled [m]	
11	2	AFFOGATO GIRL	9	66.7	0:11.64	0:12.70 [9]	8.9L		0:36.43	+3
		Boris Thornton		Overall	400m	(0:12.70)				
12	10	UNDER THE CAP	12	65.4	0:11.54	0:12.49 [12]	9.1L		0:35.93	+6
		Justin Huxtable		Overall	400m	(0:12.49)				

Scratched: Mission Of Love (#11)



Horse/Jockey Name	The Vowels
Final Rank	1
Fastest Section Time (Section)	0:11.18 (400m)
Top Speed [km/h] (Section)	66.0 (Overall)
Race State	Finished



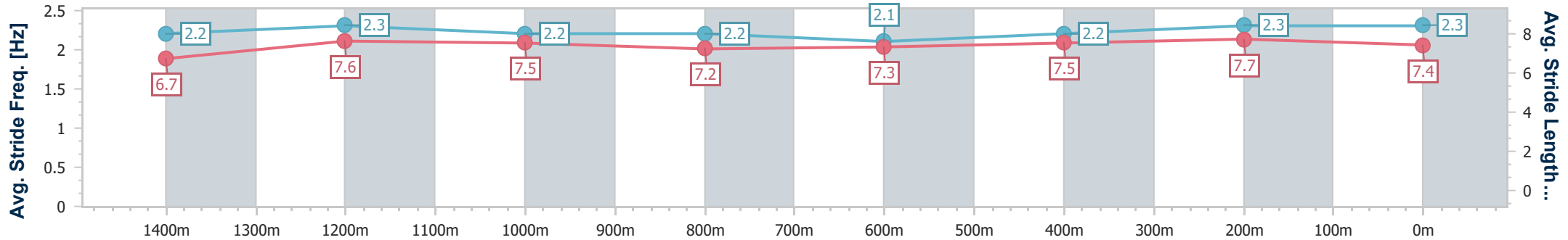
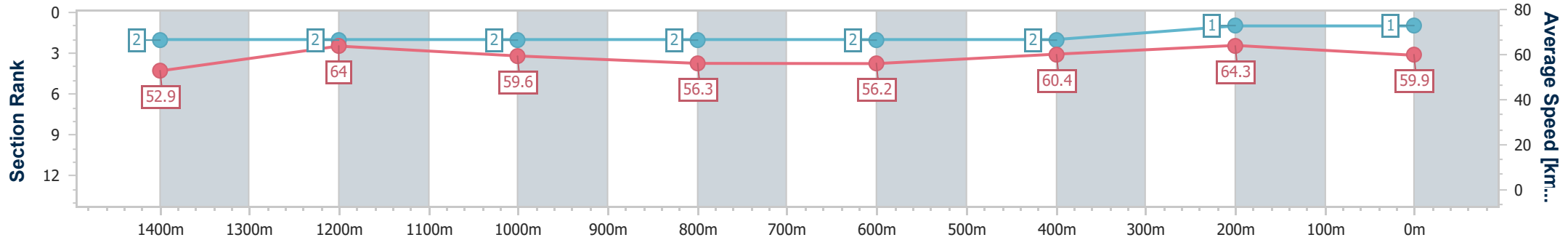
Sunshine Coast QLD Professional
Race 7: COASTLINE BMW THE NEW iX1 QTIS Three-Year-Old Handicap - 1600m



28 January 2023 - 15:53

Track Rating: Good 4, Weather: Fine, Rail Position: True Entire Course

Section	Overall	1400m	1200m	1000m	800m	600m	400m	200m						
Section Times	1:38.19 [1] (0:13.61)	1:24.58 [2] (0:11.36)	1:13.22 [2] (0:12.12)	1:01.10 [2] (0:12.87)	0:48.23 [2] (0:12.96)	0:35.27 [2] (0:12.05)	0:23.22 [2] (0:11.18)	0:12.04 [1] (0:12.04)						
Average Speed [km/h]	52.9	64.0	59.6	56.3	56.2	60.4	64.3	59.9						
Top Speed [km/h]	66.0	65.9	61.1	58.2	57.2	63.7	65.3	63.4						
Avg. Dist. to Rail [m]	12.9	4.6	3.3	2.8	1.8	1.6	5.6	8.6						
Avg. Stride Freq. [Hz]	2.2	2.3	2.2	2.2	2.1	2.2	2.3	2.3						
Avg. Stride Length [m]	6.7	7.6	7.5	7.2	7.3	7.5	7.7	7.4						



- [] Ranking at each section and finish
- .-.- No data available at this section
- NA No data available



Horse/Jockey Name	Porky
Final Rank	2
Fastest Section Time (Section)	0:11.27 (400m)
Top Speed [km/h] (Section)	66.4 (400m)
Race State	Finished



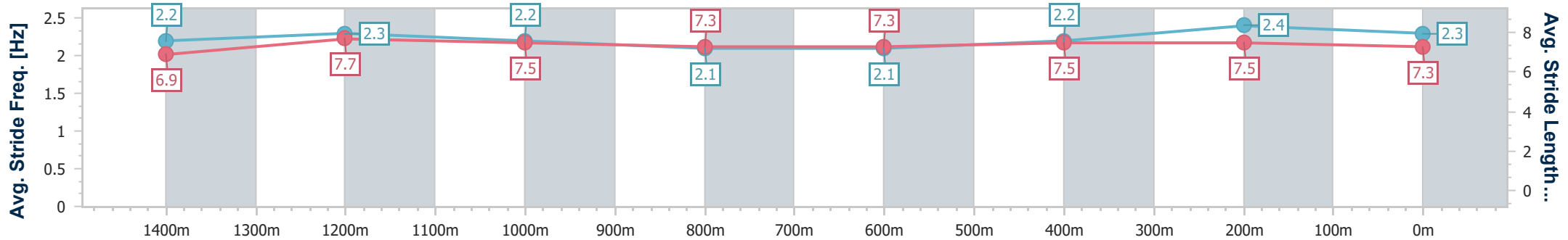
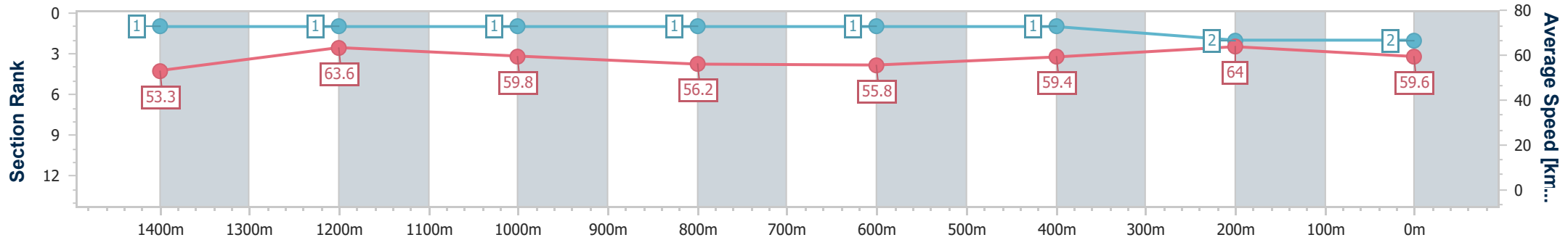
Sunshine Coast QLD Professional
 Race 7: COASTLINE BMW THE NEW iX1 QTIS Three-Year-Old
 Handicap - 1600m



28 January 2023 - 15:53

Track Rating: Good 4, Weather: Fine, Rail Position: True Entire Course

Section	Overall	1400m	1200m	1000m	800m	600m	400m	200m						
Section Times	1:38.27 [2] (0:13.53)	1:24.74 [1] (0:11.39)	1:13.35 [1] (0:12.06)	1:01.29 [1] (0:12.85)	0:48.44 [1] (0:12.92)	0:35.52 [1] (0:12.18)	0:23.34 [1] (0:11.27)	0:12.07 [2] (0:12.07)						
Average Speed [km/h]	53.3	63.6	59.8	56.2	55.8	59.4	64.0	59.6						
Top Speed [km/h]	65.9	64.6	62.2	57.9	56.7	62.5	66.4	62.8						
Avg. Dist. to Rail [m]	8.9	2.2	2.3	1.8	0.2	0.8	5.9	7.6						
Avg. Stride Freq. [Hz]	2.2	2.3	2.2	2.1	2.1	2.2	2.4	2.3						
Avg. Stride Length [m]	6.9	7.7	7.5	7.3	7.3	7.5	7.5	7.3						



- [] Ranking at each section and finish
- .-.- No data available at this section
- NA No data available



Horse/Jockey Name	Red Top
Final Rank	3
Fastest Section Time (Section)	0:11.29 (400m)
Top Speed [km/h] (Section)	65.8 (Overall)
Race State	Finished



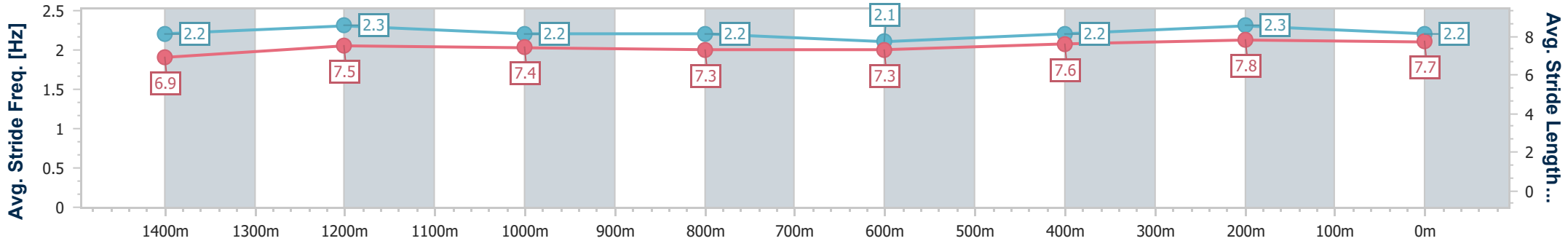
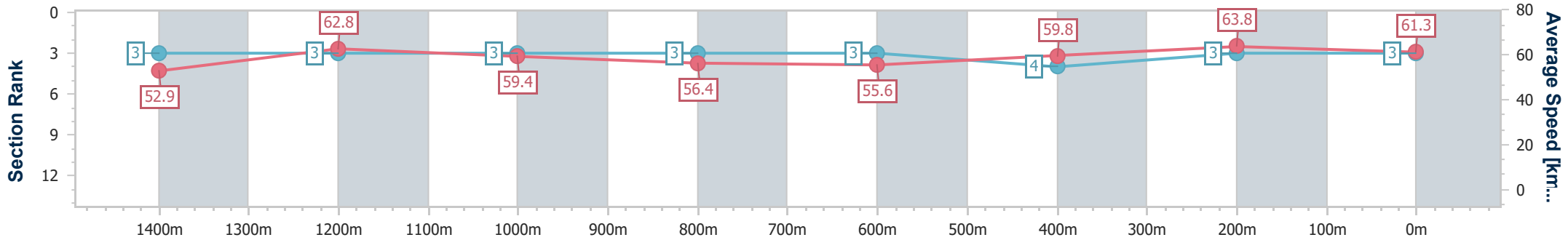
Sunshine Coast QLD Professional
 Race 7: COASTLINE BMW THE NEW iX1 QTIS Three-Year-Old
 Handicap - 1600m



28 January 2023 - 15:53

Track Rating: Good 4, Weather: Fine, Rail Position: True Entire Course

Section	Overall	1400m	1200m	1000m	800m	600m	400m	200m						
Section Times	1:38.29 [3] (0:13.62)	1:24.67 [3] (0:11.51)	1:13.16 [3] (0:12.16)	1:01.00 [3] (0:12.81)	0:48.19 [3] (0:13.05)	0:35.14 [3] (0:12.10)	0:23.04 [4] (0:11.29)	0:11.75 [3] (0:11.75)						
Average Speed [km/h]	52.9	62.8	59.4	56.4	55.6	59.8	63.8	61.3						
Top Speed [km/h]	65.8	64.7	61.4	58.0	56.3	63.1	64.7	63.6						
Avg. Dist. to Rail [m]	10.5	3.2	2.4	2.2	1.4	0.8	4.7	8.6						
Avg. Stride Freq. [Hz]	2.2	2.3	2.2	2.2	2.1	2.2	2.3	2.2						
Avg. Stride Length [m]	6.9	7.5	7.4	7.3	7.3	7.6	7.8	7.7						



- [] Ranking at each section and finish
- .-.- No data available at this section
- NA No data available



Horse/Jockey Name	Tapildoodledo
Final Rank	4
Fastest Section Time (Section)	0:11.33 (400m)
Top Speed [km/h] (Section)	65.5 (1400m)
Race State	Finished



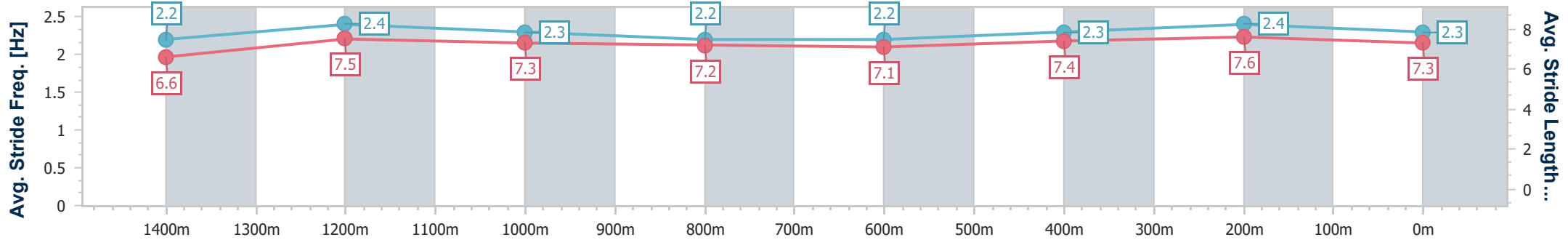
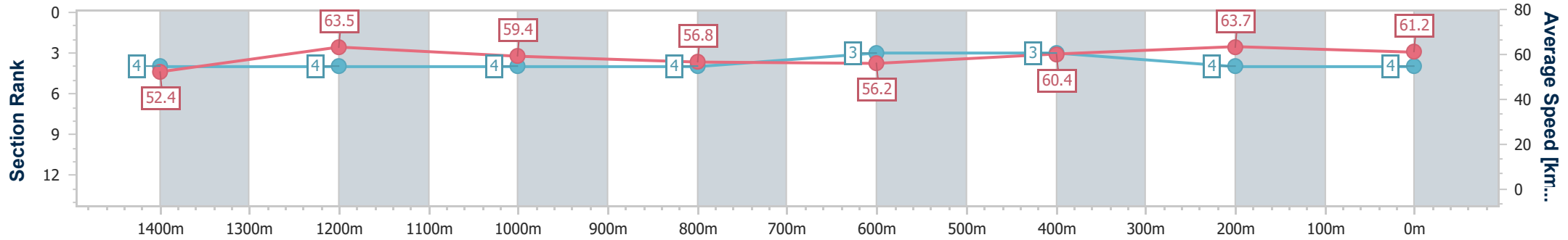
Sunshine Coast QLD Professional
Race 7: COASTLINE BMW THE NEW iX1 QTIS Three-Year-Old Handicap - 1600m



28 January 2023 - 15:53

Track Rating: Good 4, Weather: Fine, Rail Position: True Entire Course

Section	Overall	1400m	1200m	1000m	800m	600m	400m	200m						
Section Times	1:38.32 [4] (0:13.77)	1:24.55 [4] (0:11.46)	1:13.09 [4] (0:12.15)	1:00.94 [4] (0:12.77)	0:48.17 [4] (0:12.99)	0:35.18 [3] (0:12.08)	0:23.10 [3] (0:11.33)	0:11.77 [4] (0:11.77)						
Average Speed [km/h]	52.4	63.5	59.4	56.8	56.2	60.4	63.7	61.2						
Top Speed [km/h]	65.3	65.5	61.9	58.0	57.8	62.7	64.5	63.8						
Avg. Dist. to Rail [m]	14.9	5.6	2.9	3.2	2.5	2.2	6.0	9.5						
Avg. Stride Freq. [Hz]	2.2	2.4	2.3	2.2	2.2	2.3	2.4	2.3						
Avg. Stride Length [m]	6.6	7.5	7.3	7.2	7.1	7.4	7.6	7.3						



- [] Ranking at each section and finish
- .-.- No data available at this section
- NA No data available



Horse/Jockey Name	Diana's Affair
Final Rank	5
Fastest Section Time (Section)	0:11.28 (400m)
Top Speed [km/h] (Section)	64.9 (1400m)
Race State	Finished



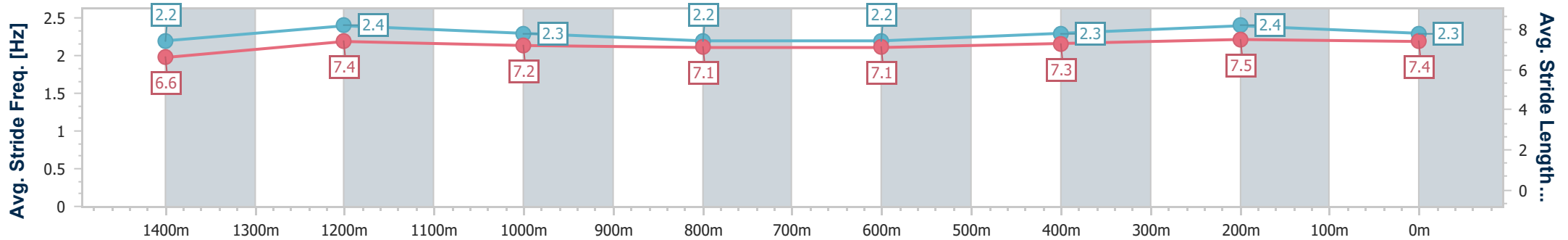
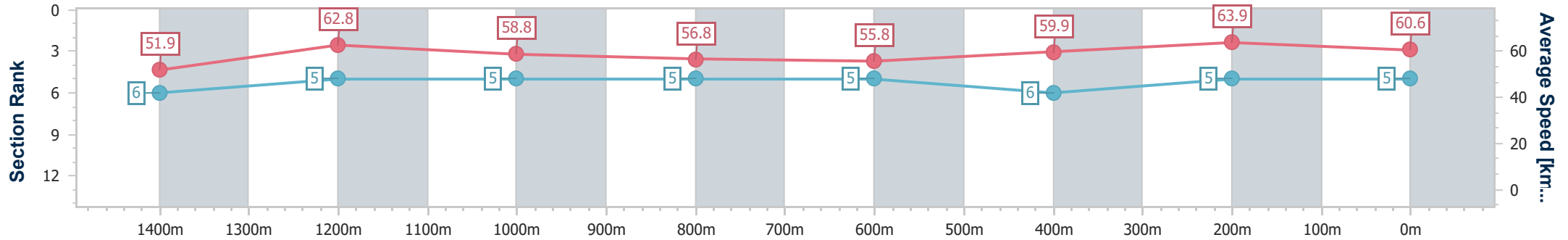
Sunshine Coast QLD Professional
 Race 7: COASTLINE BMW THE NEW iX1 QTIS Three-Year-Old
 Handicap - 1600m



28 January 2023 - 15:53

Track Rating: Good 4, Weather: Fine, Rail Position: True Entire Course

Section	Overall	1400m	1200m	1000m	800m	600m	400m	200m						
Section Times	1:38.63 [5] (0:13.90)	1:24.73 [6] (0:11.49)	1:13.24 [5] (0:12.25)	1:00.99 [5] (0:12.69)	0:48.30 [5] (0:12.99)	0:35.31 [5] (0:12.17)	0:23.14 [6] (0:11.28)	0:11.86 [5] (0:11.86)						
Average Speed [km/h]	51.9	62.8	58.8	56.8	55.8	59.9	63.9	60.6						
Top Speed [km/h]	63.8	64.9	60.4	58.7	57.0	63.2	64.4	63.8						
Avg. Dist. to Rail [m]	5.8	1.6	1.3	1.0	0.9	2.0	4.7	7.2						
Avg. Stride Freq. [Hz]	2.2	2.4	2.3	2.2	2.2	2.3	2.4	2.3						
Avg. Stride Length [m]	6.6	7.4	7.2	7.1	7.1	7.3	7.5	7.4						



- [] Ranking at each section and finish
- .-.- No data available at this section
- NA No data available



Horse/Jockey Name	Alpha Jane
Final Rank	6
Fastest Section Time (Section)	0:11.40 (400m)
Top Speed [km/h] (Section)	64.2 (Overall)
Race State	Finished



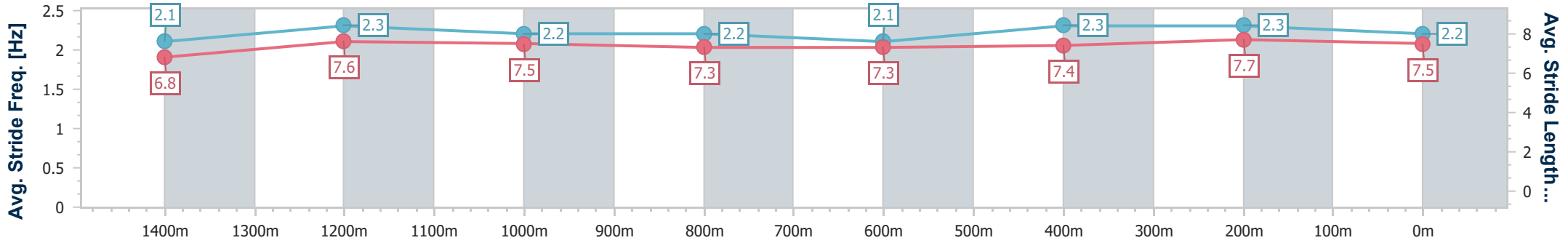
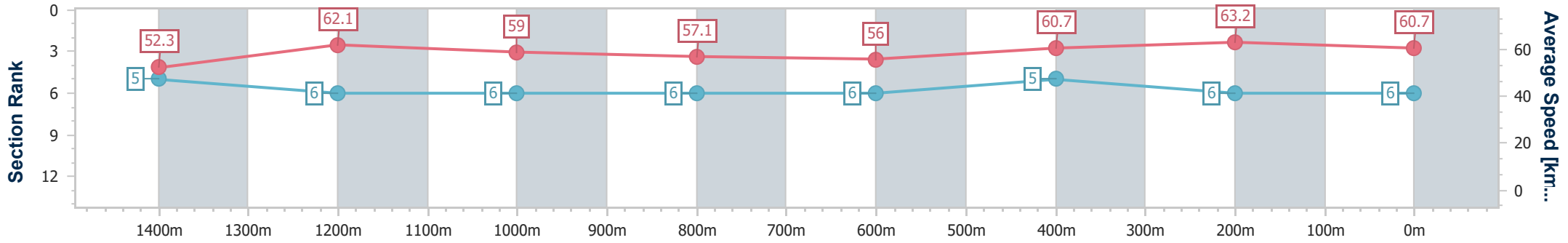
Sunshine Coast QLD Professional
 Race 7: COASTLINE BMW THE NEW iX1 QTIS Three-Year-Old
 Handicap - 1600m



28 January 2023 - 15:53

Track Rating: Good 4, Weather: Fine, Rail Position: True Entire Course

Section	Overall	1400m	1200m	1000m	800m	600m	400m	200m						
Section Times	1:38.68 [6] (0:13.80)	1:24.88 [5] (0:11.64)	1:13.24 [6] (0:12.24)	1:01.00 [6] (0:12.68)	0:48.32 [6] (0:13.03)	0:35.29 [6] (0:12.02)	0:23.27 [5] (0:11.40)	0:11.87 [6] (0:11.87)						
Average Speed [km/h]	52.3	62.1	59.0	57.1	56.0	60.7	63.2	60.7						
Top Speed [km/h]	64.2	63.8	59.8	58.7	58.1	63.1	63.9	62.7						
Avg. Dist. to Rail [m]	7.3	2.5	2.1	2.7	2.3	2.2	5.8	9.2						
Avg. Stride Freq. [Hz]	2.1	2.3	2.2	2.2	2.1	2.3	2.3	2.2						
Avg. Stride Length [m]	6.8	7.6	7.5	7.3	7.3	7.4	7.7	7.5						



- [] Ranking at each section and finish
- .-.- No data available at this section
- NA No data available



Horse/Jockey Name	Dealing's Done
Final Rank	7
Fastest Section Time (Section)	0:11.20 (400m)
Top Speed [km/h] (Section)	65.2 (400m)
Race State	Finished



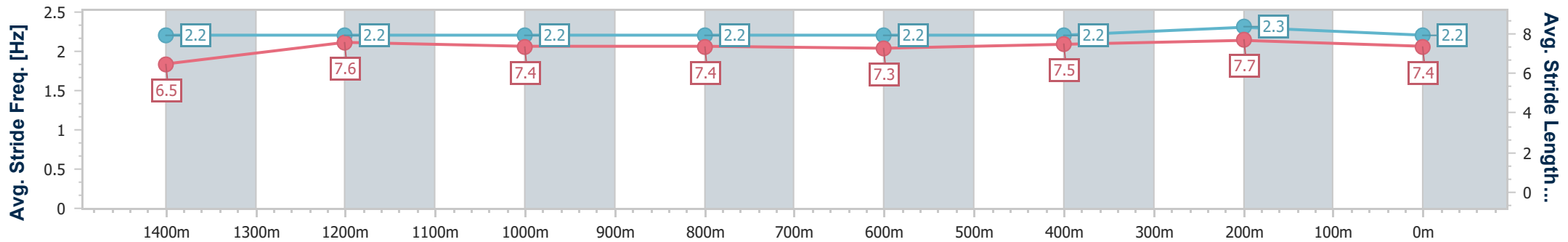
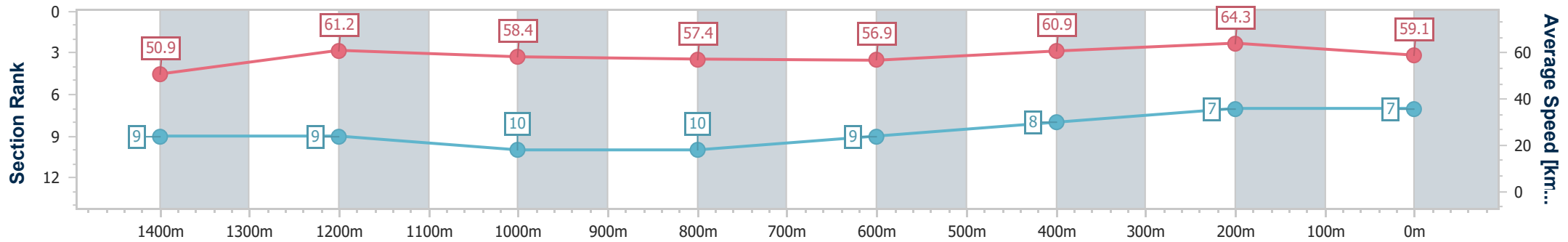
Sunshine Coast QLD Professional
 Race 7: COASTLINE BMW THE NEW iX1 QTIS Three-Year-Old
 Handicap - 1600m



28 January 2023 - 15:53

Track Rating: Good 4, Weather: Fine, Rail Position: True Entire Course

Section	Overall	1400m	1200m	1000m	800m	600m	400m	200m						
Section Times	1:39.04 [7] (0:14.15)	1:24.89 [9] (0:11.87)	1:13.02 [9] (0:12.36)	1:00.66 [10] (0:12.61)	0:48.05 [10] (0:12.71)	0:35.34 [9] (0:11.96)	0:23.38 [8] (0:11.20)	0:12.18 [7] (0:12.18)						
Average Speed [km/h]	50.9	61.2	58.4	57.4	56.9	60.9	64.3	59.1						
Top Speed [km/h]	64.0	63.0	59.4	58.2	59.8	63.5	65.2	63.2						
Avg. Dist. to Rail [m]	7.5	3.7	2.7	2.3	0.8	1.8	5.3	7.5						
Avg. Stride Freq. [Hz]	2.2	2.2	2.2	2.2	2.2	2.2	2.3	2.2						
Avg. Stride Length [m]	6.5	7.6	7.4	7.4	7.3	7.5	7.7	7.4						



- [] Ranking at each section and finish
- .-.- No data available at this section
- NA No data available



Horse/Jockey Name	Better Strings
Final Rank	8
Fastest Section Time (Section)	0:11.45 (400m)
Top Speed [km/h] (Section)	65.1 (600m)
Race State	Finished



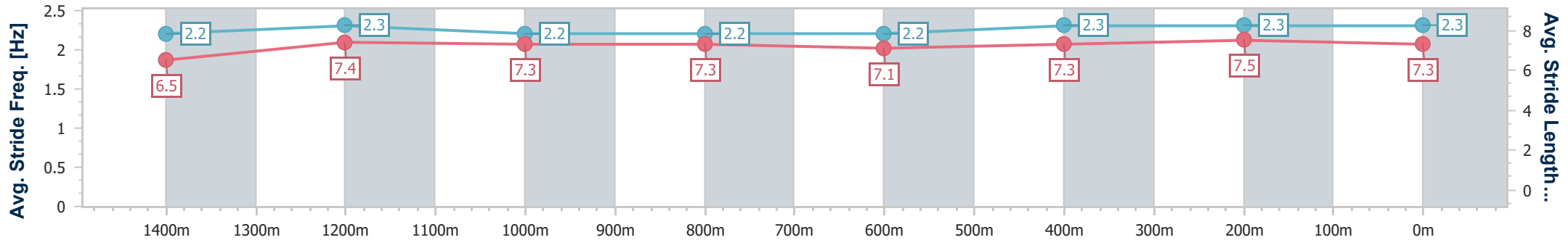
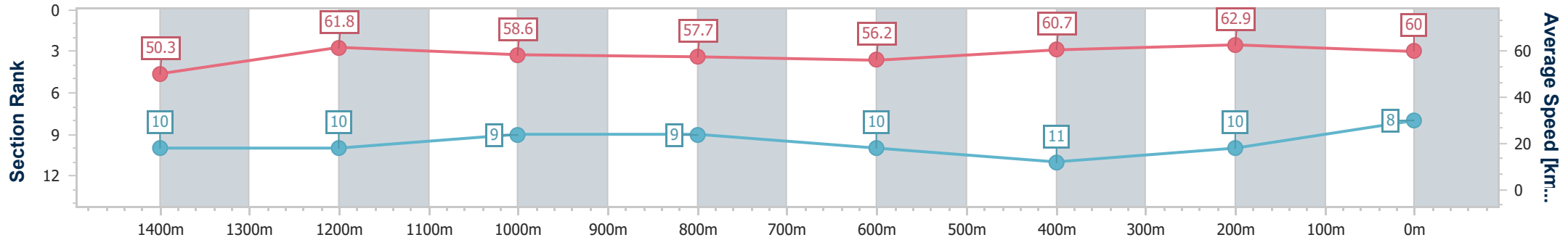
Sunshine Coast QLD Professional
Race 7: COASTLINE BMW THE NEW iX1 QTIS Three-Year-Old Handicap - 1600m



28 January 2023 - 15:53

Track Rating: Good 4, Weather: Fine, Rail Position: True Entire Course

Section	Overall	1400m	1200m	1000m	800m	600m	400m	200m						
Section Times	1:39.25 [8] (0:14.32)	1:24.93 [10] (0:11.69)	1:13.24 [10] (0:12.33)	1:00.91 [9] (0:12.53)	0:48.38 [9] (0:12.93)	0:35.45 [10] (0:12.00)	0:23.45 [11] (0:11.45)	0:12.00 [10] (0:12.00)						
Average Speed [km/h]	50.3	61.8	58.6	57.7	56.2	60.7	62.9	60.0						
Top Speed [km/h]	62.3	62.7	62.2	59.0	59.4	65.1	65.0	62.5						
Avg. Dist. to Rail [m]	6.2	2.1	1.9	1.9	1.7	1.9	2.3	4.5						
Avg. Stride Freq. [Hz]	2.2	2.3	2.2	2.2	2.2	2.3	2.3	2.3						
Avg. Stride Length [m]	6.5	7.4	7.3	7.3	7.1	7.3	7.5	7.3						



- [] Ranking at each section and finish
- .-.- No data available at this section
- NA No data available



Horse/Jockey Name	Satellite Spirit
Final Rank	9
Fastest Section Time (Section)	0:11.54 (1400m)
Top Speed [km/h] (Section)	64.2 (Overall)
Race State	Finished



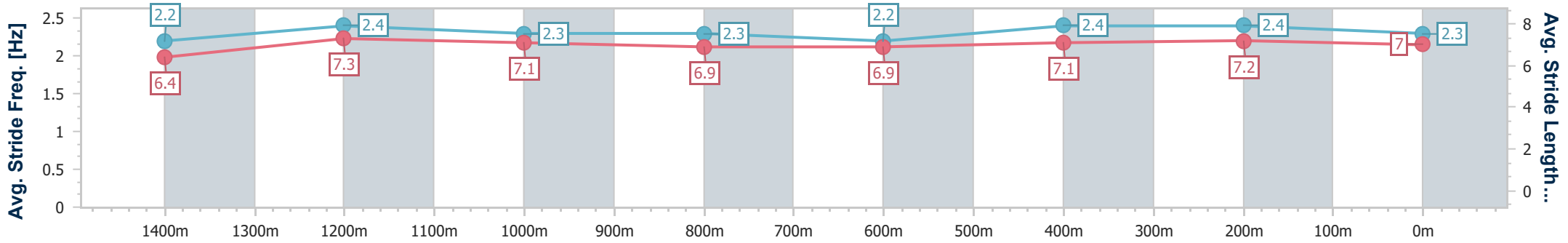
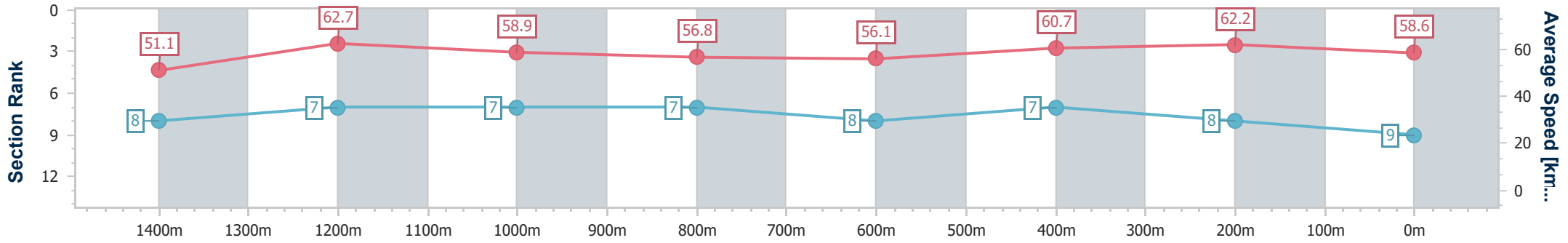
Sunshine Coast QLD Professional
 Race 7: COASTLINE BMW THE NEW iX1 QTIS Three-Year-Old
 Handicap - 1600m



28 January 2023 - 15:53

Track Rating: Good 4, Weather: Fine, Rail Position: True Entire Course

Section	Overall	1400m	1200m	1000m	800m	600m	400m	200m						
Section Times	1:39.41 [9] (0:14.08)	1:25.33 [8] (0:11.54)	1:13.79 [7] (0:12.27)	1:01.52 [7] (0:12.74)	0:48.78 [7] (0:12.95)	0:35.83 [8] (0:11.97)	0:23.86 [7] (0:11.57)	0:12.29 [8] (0:12.29)						
Average Speed [km/h]	51.1	62.7	58.9	56.8	56.1	60.7	62.2	58.6						
Top Speed [km/h]	64.2	63.8	60.6	58.3	57.8	63.6	63.8	61.1						
Avg. Dist. to Rail [m]	4.7	2.2	2.1	1.9	1.6	1.3	3.6	6.9						
Avg. Stride Freq. [Hz]	2.2	2.4	2.3	2.3	2.2	2.4	2.4	2.3						
Avg. Stride Length [m]	6.4	7.3	7.1	6.9	6.9	7.1	7.2	7.0						



- [] Ranking at each section and finish
- .-.- No data available at this section
- NA No data available



Horse/Jockey Name	Mishani Spartan
Final Rank	10
Fastest Section Time (Section)	0:11.48 (400m)
Top Speed [km/h] (Section)	64.6 (Overall)
Race State	Finished



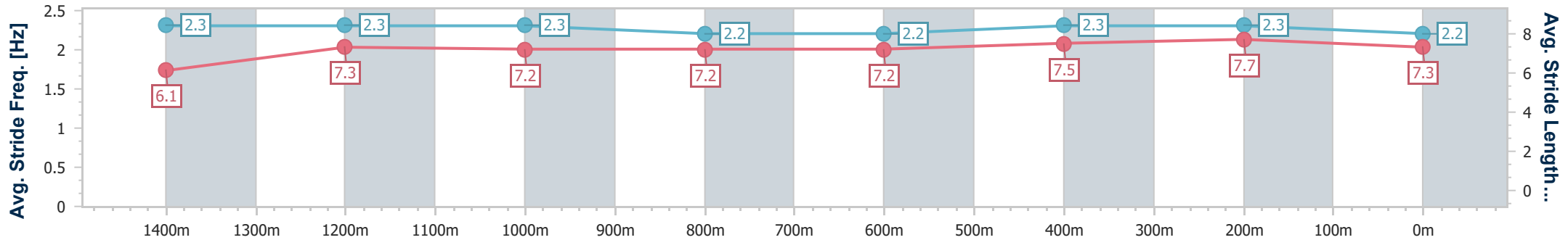
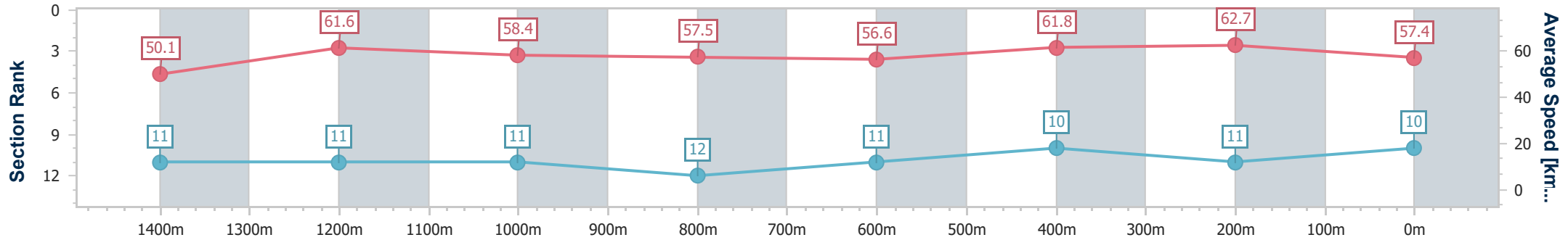
Sunshine Coast QLD Professional
Race 7: COASTLINE BMW THE NEW iX1 QTIS Three-Year-Old Handicap - 1600m



28 January 2023 - 15:53

Track Rating: Good 4, Weather: Fine, Rail Position: True Entire Course

Section	Overall	1400m	1200m	1000m	800m	600m	400m	200m						
Section Times	1:39.83 [10] (0:14.38)	1:25.45 [11] (0:11.76)	1:13.69 [11] (0:12.39)	1:01.30 [11] (0:12.58)	0:48.72 [12] (0:12.81)	0:35.91 [11] (0:11.89)	0:24.02 [10] (0:11.48)	0:12.54 [11] (0:12.54)						
Average Speed [km/h]	50.1	61.6	58.4	57.5	56.6	61.8	62.7	57.4						
Top Speed [km/h]	64.6	63.3	60.6	59.0	61.1	63.2	63.7	61.6						
Avg. Dist. to Rail [m]	10.4	3.5	3.1	2.4	1.3	3.3	8.8	9.4						
Avg. Stride Freq. [Hz]	2.3	2.3	2.3	2.2	2.2	2.3	2.3	2.2						
Avg. Stride Length [m]	6.1	7.3	7.2	7.2	7.2	7.5	7.7	7.3						



- [] Ranking at each section and finish
- .-.- No data available at this section
- NA No data available



Horse/Jockey Name	Affgato Girl
Final Rank	11
Fastest Section Time (Section)	0:11.64 (400m)
Top Speed [km/h] (Section)	66.7 (Overall)
Race State	Finished



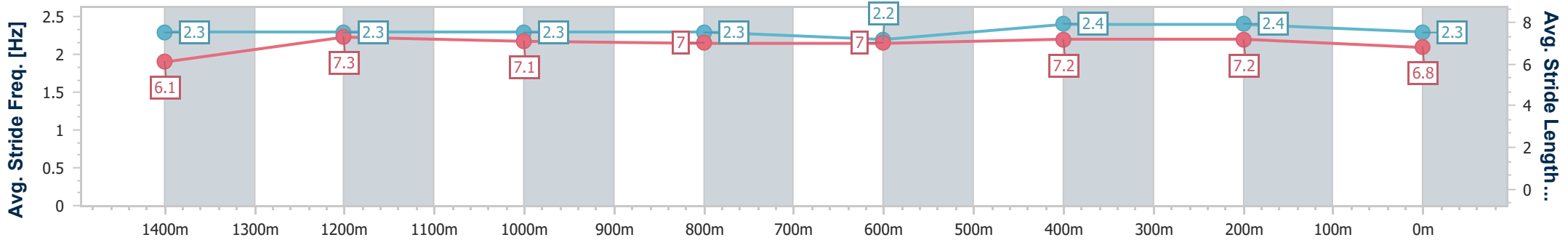
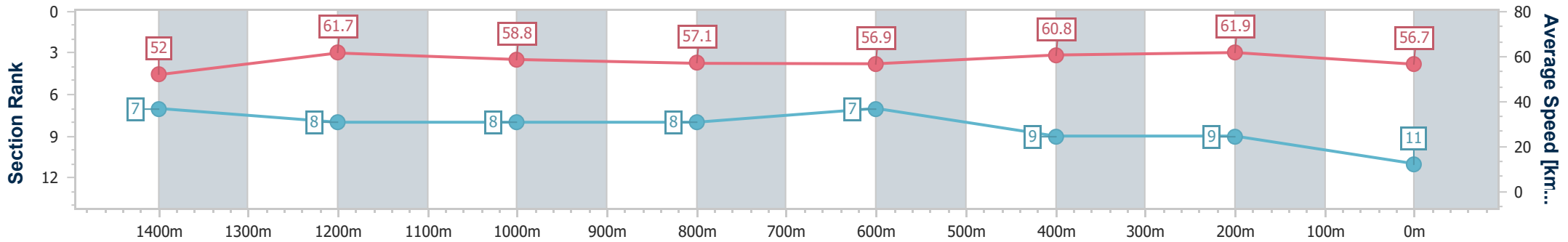
Sunshine Coast QLD Professional
 Race 7: COASTLINE BMW THE NEW iX1 QTIS Three-Year-Old
 Handicap - 1600m



28 January 2023 - 15:53

Track Rating: Good 4, Weather: Fine, Rail Position: True Entire Course

Section	Overall	1400m	1200m	1000m	800m	600m	400m	200m						
Section Times	1:39.89 [11] (0:13.90)	1:25.99 [7] (0:11.76)	1:14.23 [8] (0:12.28)	1:01.95 [8] (0:12.67)	0:49.28 [8] (0:12.85)	0:36.43 [7] (0:12.09)	0:24.34 [9] (0:11.64)	0:12.70 [9] (0:12.70)						
Average Speed [km/h]	52.0	61.7	58.8	57.1	56.9	60.8	61.9	56.7						
Top Speed [km/h]	66.7	64.5	61.4	58.0	58.2	62.1	63.3	59.6						
Avg. Dist. to Rail [m]	11.1	3.6	3.1	2.4	2.5	3.8	7.8	10.1						
Avg. Stride Freq. [Hz]	2.3	2.3	2.3	2.3	2.2	2.4	2.4	2.3						
Avg. Stride Length [m]	6.1	7.3	7.1	7.0	7.0	7.2	7.2	6.8						



- [] Ranking at each section and finish
- .-.- No data available at this section
- NA No data available



Horse/Jockey Name	Under The Cap
Final Rank	12
Fastest Section Time (Section)	0:11.54 (400m)
Top Speed [km/h] (Section)	65.4 (Overall)
Race State	Finished



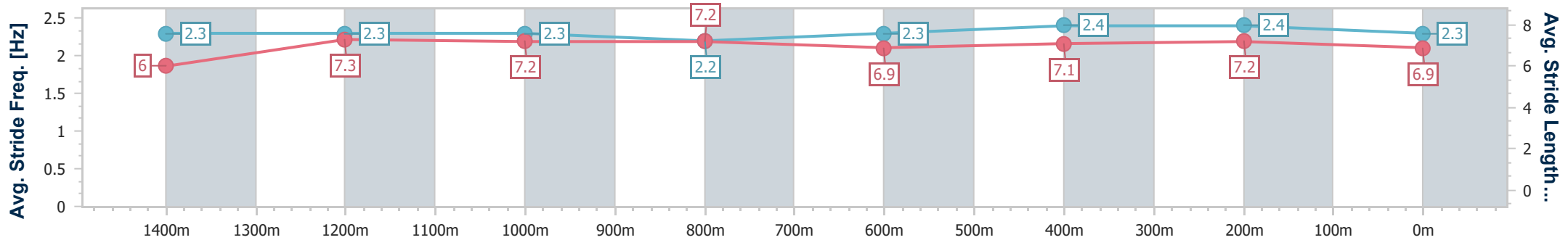
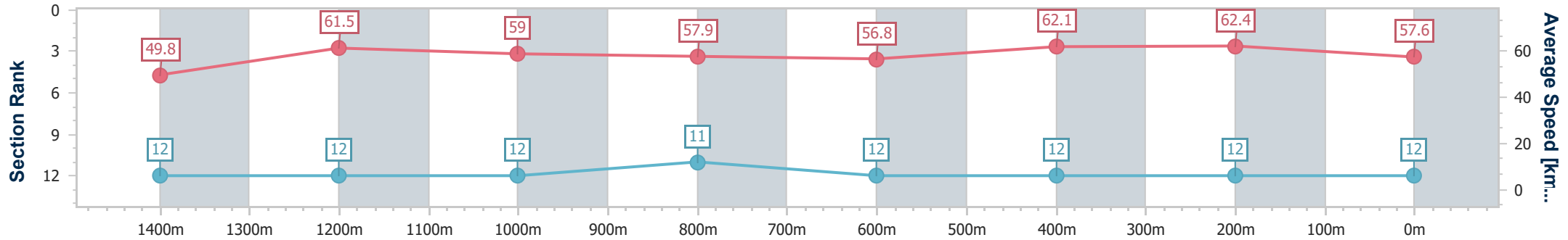
Sunshine Coast QLD Professional
Race 7: COASTLINE BMW THE NEW iX1 QTIS Three-Year-Old Handicap - 1600m



28 January 2023 - 15:53

Track Rating: Good 4, Weather: Fine, Rail Position: True Entire Course

Section	Overall	1400m	1200m	1000m	800m	600m	400m	200m						
Section Times	1:39.94 [12] (0:14.48)	1:25.46 [12] (0:11.82)	1:13.64 [12] (0:12.28)	1:01.36 [12] (0:12.54)	0:48.82 [11] (0:12.89)	0:35.93 [12] (0:11.90)	0:24.03 [12] (0:11.54)	0:12.49 [12] (0:12.49)						
Average Speed [km/h]	49.8	61.5	59.0	57.9	56.8	62.1	62.4	57.6						
Top Speed [km/h]	65.4	64.5	60.6	59.1	60.9	64.0	64.0	60.8						
Avg. Dist. to Rail [m]	12.2	5.0	4.3	3.7	2.9	4.2	9.6	12.5						
Avg. Stride Freq. [Hz]	2.3	2.3	2.3	2.2	2.3	2.4	2.4	2.3						
Avg. Stride Length [m]	6.0	7.3	7.2	7.2	6.9	7.1	7.2	6.9						



- [] Ranking at each section and finish
- .-.- No data available at this section
- NA No data available