



# Sunshine Coast QLD Professional

## Race 7: SUNCOAST MARINE ELECTRICAL Class 3 Handicap - 1400m

12 February 2023 - 16:08



Track Rating: Good 4, Weather: Fine, Rail Position: +5m Entire

Section		Overall	1200m	1000m	800m	600m	400m	Last 600m					
Field Times		1:23.61 (0:13.72)	1:09.89 (0:10.65)	0:59.24 (0:11.08)	0:48.16 (0:11.67)	0:36.49 (0:11.89)	0:24.60 (0:12.16)	0:36.49					
Rank	TAB	Horse/Jockey	Barrier	Top Speed [km/h]	Fastest Section						Distance Travelled [m]		
1	2	<b>SAMMY</b> Gary Geran	3	65.5 1200m	0:11.17 1200m	1:23.61 [1] (0:14.12)	1:09.49 [4] (0:11.17)	0:58.32 [3] (0:11.63)	0:46.69 [3] (0:11.61)	0:35.08 [3] (0:11.28)	0:23.80 [2] (0:11.47)	0:35.08	
2	1	<b>PRIME ASSET</b> Ryan Wiggins	8	65.1 600m	0:11.24 1200m	1:23.67 [2] (0:14.46)	1:09.21 [6] (0:11.24)	0:57.97 [5] (0:11.55)	0:46.42 [5] (0:11.69)	0:34.73 [5] (0:11.26)	0:23.47 [5] (0:11.34)	0:34.73	+0
3	4	<b>DIXON BAY</b> Yvette Lewis	2	68.2 1200m	0:11.13 1200m	1:24.06 [3] (0:13.80)	1:10.26 [2] (0:11.13)	0:59.13 [2] (0:11.71)	0:47.42 [2] (0:11.84)	0:35.58 [2] (0:11.48)	0:24.10 [3] (0:11.54)	0:35.58	-3
4	6	<b>FASTLING</b> Kyle Wilson-Taylor	4	68.3 1200m	0:10.65 1200m	1:24.18 [4] (0:13.72)	1:10.46 [1] (0:10.65)	0:59.81 [1] (0:11.08)	0:48.73 [1] (0:11.67)	0:37.06 [1] (0:11.89)	0:25.17 [1] (0:12.16)	0:37.06	-3
5	3	<b>SEACOLE</b> Ryan Maloney	7	66.1 1200m	0:11.19 1200m	1:24.25 [5] (0:14.10)	1:10.15 [3] (0:11.19)	0:58.96 [4] (0:11.65)	0:47.31 [4] (0:11.71)	0:35.60 [4] (0:11.53)	0:24.07 [4] (0:11.48)	0:35.60	+2
6	8	<b>EARN OUT</b> Tiffani Brooker	5	63.8 1200m	0:11.40 1200m	1:25.86 [6] (0:14.63)	1:11.23 [8] (0:11.40)	0:59.83 [8] (0:11.65)	0:48.18 [8] (0:11.64)	0:36.54 [8] (0:11.70)	0:24.84 [7] (0:11.70)	0:36.54	-2
7	9	<b>SIDEWALK</b> Taylor Marshall	9	65.8 1200m	0:11.34 1200m	1:27.03 [7] (0:14.53)	1:12.50 [7] (0:11.34)	1:01.16 [7] (0:11.57)	0:49.59 [7] (0:11.76)	0:37.83 [7] (0:11.74)	0:26.09 [8] (0:12.07)	0:37.83	+2
8	10	<b>ILLECEBROUS</b> Matthew Gray	1	65.3 1200m	0:11.29 1200m	1:27.04 [8] (0:14.43)	1:12.61 [5] (0:11.29)	1:01.32 [6] (0:11.65)	0:49.67 [6] (0:11.76)	0:37.91 [6] (0:11.73)	0:26.18 [6] (0:12.37)	0:37.91	-3

Scratched: Maxie Tap (#5), Yes To Excess (#7)

[ ] Ranking at each section and finish  
 -:-:- No data available at this section  
 NA No data available

SCN Saddle cloth number  
 DNF Did not finish  
 DNT Did not track



# Sunshine Coast QLD Professional

## Race 7: SUNCOAST MARINE ELECTRICAL Class 3 Handicap - 1400m

12 February 2023 - 16:08



Track Rating: Good 4, Weather: Fine, Rail Position: +5m Entire

Section							200m			Last 600m
Field Times							0:12.44 (0:12.44)			0:36.49
Rank	TAB	Horse/Jockey	Barrier	Top Speed [km/h]	Fastest Section	Margin			Distance Travelled [m]	
1	2	<b>SAMMY</b> Gary Geran	3	65.5 1200m	0:11.17 1200m	0:12.33 [2] (0:12.33)	1:23.61		0:35.08	
2	1	<b>PRIME ASSET</b> Ryan Wiggins	8	65.1 600m	0:11.24 1200m	0:12.13 [4] (0:12.13)	0.3L		0:34.73 +0	
3	4	<b>DIXON BAY</b> Yvette Lewis	2	68.2 1200m	0:11.13 1200m	0:12.56 [3] (0:12.56)	2.6L		0:35.58 -3	
4	6	<b>FASTLING</b> Kyle Wilson-Taylor	4	68.3 1200m	0:10.65 1200m	0:13.01 [1] (0:13.01)	3.1L		0:37.06 -3	
5	3	<b>SEACOLE</b> Ryan Maloney	7	66.1 1200m	0:11.19 1200m	0:12.59 [5] (0:12.59)	3.4L		0:35.60 +2	
6	8	<b>EARN OUT</b> Tiffani Brooker	5	63.8 1200m	0:11.40 1200m	0:13.14 [6] (0:13.14)	12.7L		0:36.54 -2	
7	9	<b>SIDEWALK</b> Taylor Marshall	9	65.8 1200m	0:11.34 1200m	0:14.02 [7] (0:14.02)	19.5L		0:37.83 +2	
8	10	<b>ILLECEBROUS</b> Matthew Gray	1	65.3 1200m	0:11.29 1200m	0:13.81 [8] (0:13.81)	19.6L		0:37.91 -3	

Scratched: Maxie Tap (#5), Yes To Excess (#7)

[ ] Ranking at each section and finish  
 -:-:- No data available at this section  
 NA No data available

SCN Saddle cloth number  
 DNF Did not finish  
 DNT Did not track



Horse/Jockey Name	Sammy
Final Rank	1
Fastest Section Time (Section)	0:11.17 (1200m)
Top Speed [km/h] (Section)	65.5 (1200m)
Race State	Finished



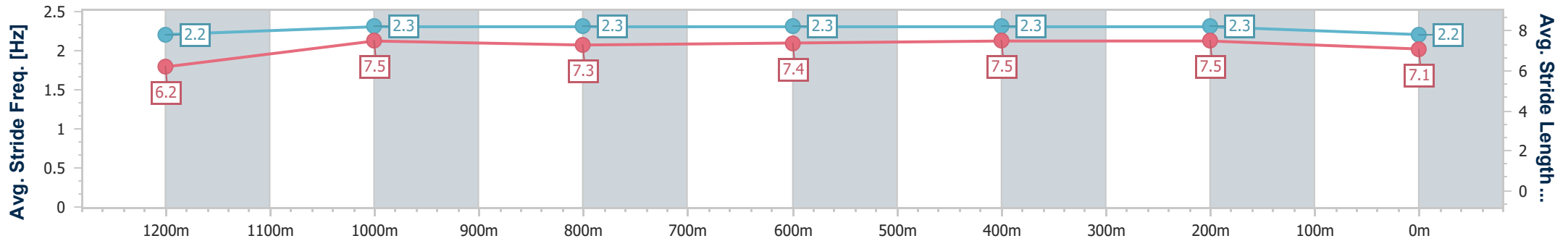
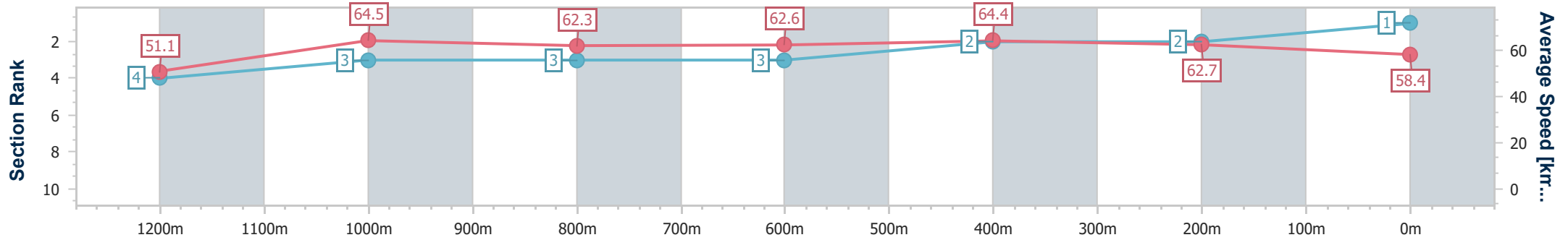
Sunshine Coast QLD Professional  
Race 7: SUNCOAST MARINE ELECTRICAL Class 3 Handicap - 1400m



12 February 2023 - 16:08

Track Rating: Good 4, Weather: Fine, Rail Position: +5m Entire

Section	Overall	1200m	1000m	800m	600m	400m	200m
Section Times	1:23.61 [1] (0:14.12)	1:09.49 [4] (0:11.17)	0:58.32 [3] (0:11.63)	0:46.69 [3] (0:11.61)	0:35.08 [3] (0:11.28)	0:23.80 [2] (0:11.47)	0:12.33 [2] (0:12.33)
Average Speed [km/h]	51.1	64.5	62.3	62.6	64.4	62.7	58.4
Top Speed [km/h]	64.5	65.5	63.4	64.2	65.0	63.9	61.0
Avg. Dist. to Rail [m]	3.6	2.2	2.2	1.7	1.6	3.2	2.1
Avg. Stride Freq. [Hz]	2.2	2.3	2.3	2.3	2.3	2.3	2.2
Avg. Stride Length [m]	6.2	7.5	7.3	7.4	7.5	7.5	7.1



- [ ] Ranking at each section and finish
- .-.- No data available at this section
- NA No data available



Horse/Jockey Name	Prime Asset
Final Rank	2
Fastest Section Time (Section)	0:11.24 (1200m)
Top Speed [km/h] (Section)	65.1 (600m)
Race State	Finished



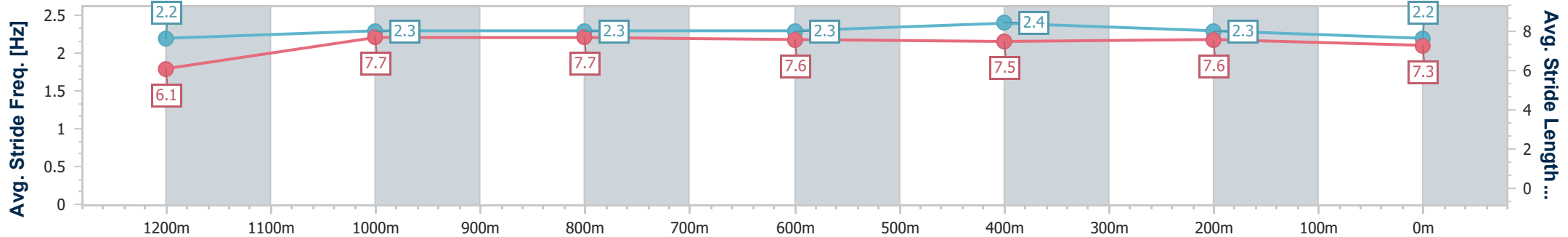
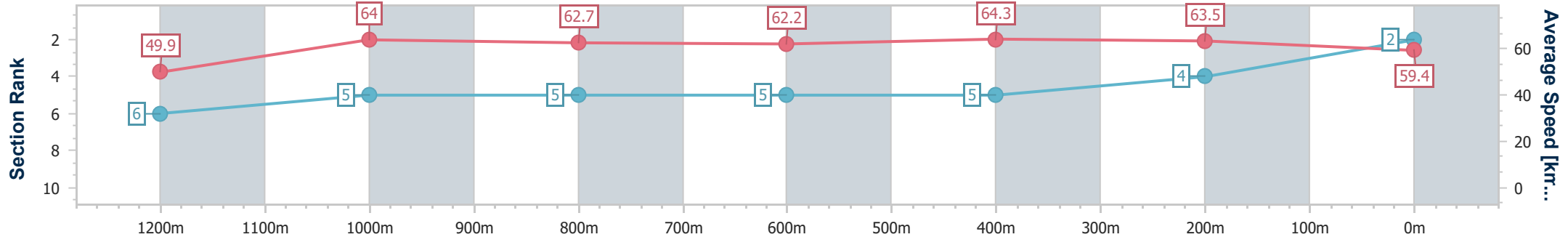
Sunshine Coast QLD Professional  
Race 7: SUNCOAST MARINE ELECTRICAL Class 3 Handicap - 1400m



12 February 2023 - 16:08

Track Rating: Good 4, Weather: Fine, Rail Position: +5m Entire

Section	Overall	1200m	1000m	800m	600m	400m	200m
Section Times	1:23.67 [2] (0:14.46)	1:09.21 [6] (0:11.24)	0:57.97 [5] (0:11.55)	0:46.42 [5] (0:11.69)	0:34.73 [5] (0:11.26)	0:23.47 [5] (0:11.34)	0:12.13 [4] (0:12.13)
Average Speed [km/h]	49.9	64.0	62.7	62.2	64.3	63.5	59.4
Top Speed [km/h]	63.7	64.7	64.4	64.2	65.1	65.0	61.8
Avg. Dist. to Rail [m]	5.6	3.1	2.7	1.5	1.0	3.2	4.9
Avg. Stride Freq. [Hz]	2.2	2.3	2.3	2.3	2.4	2.3	2.2
Avg. Stride Length [m]	6.1	7.7	7.7	7.6	7.5	7.6	7.3



- [ ] Ranking at each section and finish
- .-.- No data available at this section
- NA No data available



Horse/Jockey Name	Dixon Bay
Final Rank	3
Fastest Section Time (Section)	0:11.13 (1200m)
Top Speed [km/h] (Section)	68.2 (1200m)
Race State	Finished



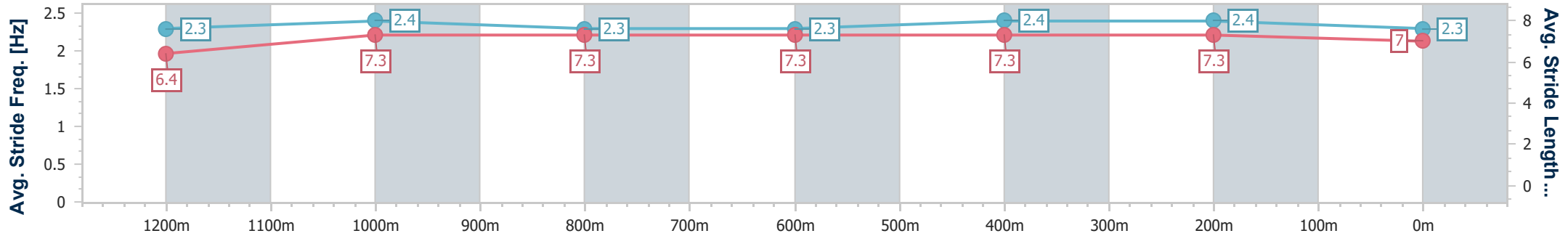
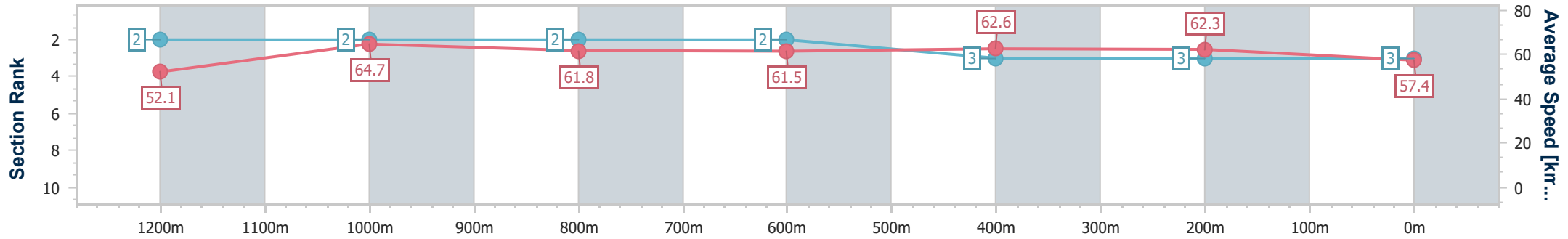
Sunshine Coast QLD Professional  
Race 7: SUNCOAST MARINE ELECTRICAL Class 3 Handicap - 1400m



12 February 2023 - 16:08

Track Rating: Good 4, Weather: Fine, Rail Position: +5m Entire

Section	Overall	1200m	1000m	800m	600m	400m	200m
Section Times	1:24.06 [3] (0:13.80)	1:10.26 [2] (0:11.13)	0:59.13 [2] (0:11.71)	0:47.42 [2] (0:11.84)	0:35.58 [2] (0:11.48)	0:24.10 [3] (0:11.54)	0:12.56 [3] (0:12.56)
Average Speed [km/h]	52.1	64.7	61.8	61.5	62.6	62.3	57.4
Top Speed [km/h]	65.9	68.2	62.7	62.2	64.4	64.4	60.8
Avg. Dist. to Rail [m]	2.4	2.1	2.1	1.8	0.8	0.8	2.1
Avg. Stride Freq. [Hz]	2.3	2.4	2.3	2.3	2.4	2.4	2.3
Avg. Stride Length [m]	6.4	7.3	7.3	7.3	7.3	7.3	7.0



- [ ] Ranking at each section and finish
- .-.- No data available at this section
- NA No data available



Horse/Jockey Name	Fastling
Final Rank	4
Fastest Section Time (Section)	0:10.65 (1200m)
Top Speed [km/h] (Section)	68.3 (1200m)
Race State	Finished



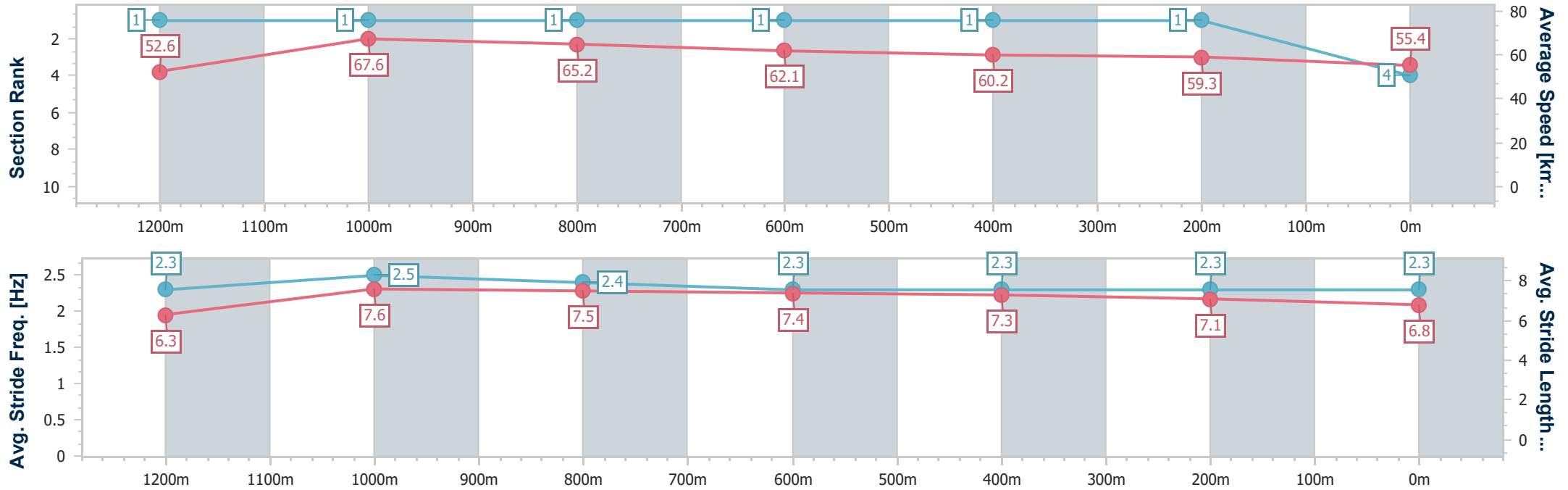
Sunshine Coast QLD Professional  
Race 7: SUNCOAST MARINE ELECTRICAL Class 3 Handicap - 1400m



12 February 2023 - 16:08

Track Rating: Good 4, Weather: Fine, Rail Position: +5m Entire

Section	Overall	1200m	1000m	800m	600m	400m	200m
Section Times	1:24.18 [4] (0:13.72)	1:10.46 [1] (0:10.65)	0:59.81 [1] (0:11.08)	0:48.73 [1] (0:11.67)	0:37.06 [1] (0:11.89)	0:25.17 [1] (0:12.16)	0:13.01 [1] (0:13.01)
Average Speed [km/h]	52.6	67.6	65.2	62.1	60.2	59.3	55.4
Top Speed [km/h]	67.4	68.3	67.0	63.5	60.9	60.3	57.4
Avg. Dist. to Rail [m]	4.3	2.5	1.9	1.0	0.6	0.5	0.5
Avg. Stride Freq. [Hz]	2.3	2.5	2.4	2.3	2.3	2.3	2.3
Avg. Stride Length [m]	6.3	7.6	7.5	7.4	7.3	7.1	6.8



- [ ] Ranking at each section and finish
- .-.- No data available at this section
- NA No data available



Horse/Jockey Name	Seacole
Final Rank	5
Fastest Section Time (Section)	0:11.19 (1200m)
Top Speed [km/h] (Section)	66.1 (1200m)
Race State	Finished



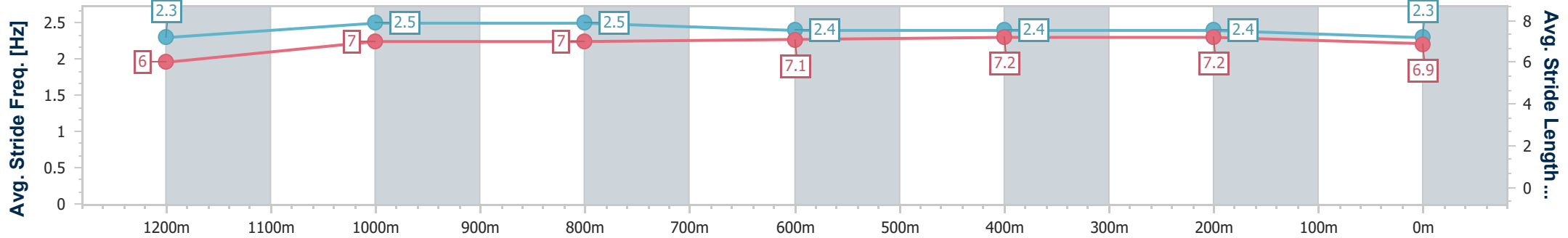
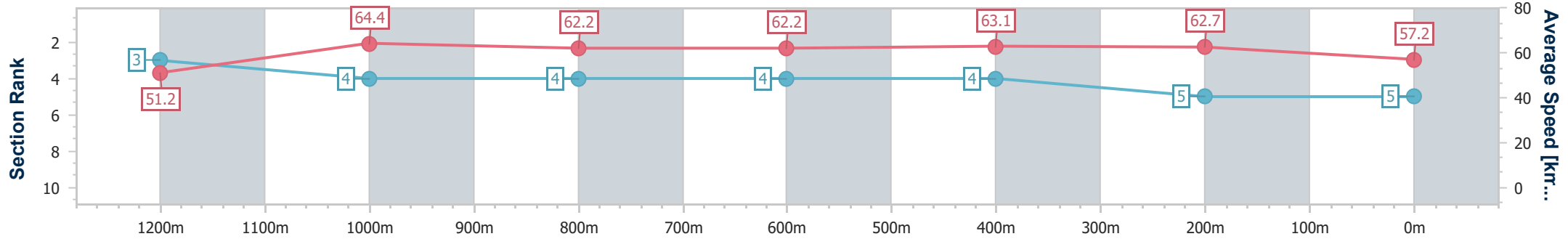
Sunshine Coast QLD Professional  
 Race 7: SUNCOAST MARINE ELECTRICAL Class 3 Handicap - 1400m



12 February 2023 - 16:08

Track Rating: Good 4, Weather: Fine, Rail Position: +5m Entire

Section	Overall	1200m	1000m	800m	600m	400m	200m
Section Times	1:24.25 [5] (0:14.10)	1:10.15 [3] (0:11.19)	0:58.96 [4] (0:11.65)	0:47.31 [4] (0:11.71)	0:35.60 [4] (0:11.53)	0:24.07 [4] (0:11.48)	0:12.59 [5] (0:12.59)
Average Speed [km/h]	51.2	64.4	62.2	62.2	63.1	62.7	57.2
Top Speed [km/h]	64.1	66.1	63.1	63.8	65.0	65.3	60.7
Avg. Dist. to Rail [m]	5.3	2.9	2.8	2.0	2.0	4.3	5.0
Avg. Stride Freq. [Hz]	2.3	2.5	2.5	2.4	2.4	2.4	2.3
Avg. Stride Length [m]	6.0	7.0	7.0	7.1	7.2	7.2	6.9



- [ ] Ranking at each section and finish
- .-.- No data available at this section
- NA No data available



Horse/Jockey Name	Earn Out
Final Rank	6
Fastest Section Time (Section)	0:11.40 (1200m)
Top Speed [km/h] (Section)	63.8 (1200m)
Race State	Finished



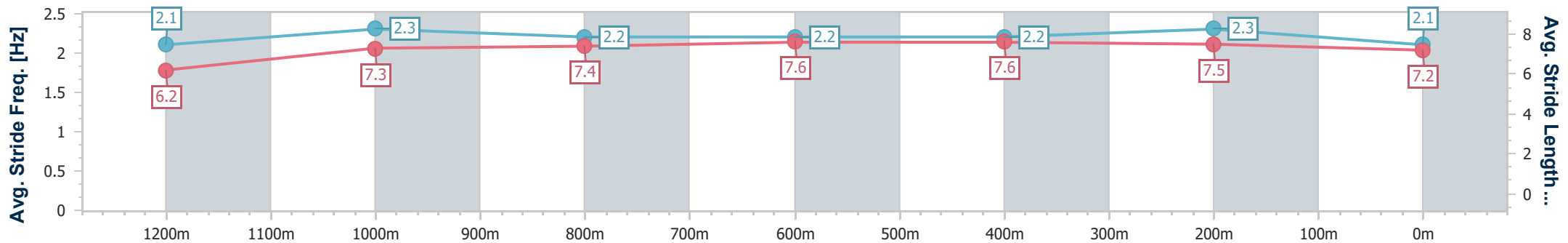
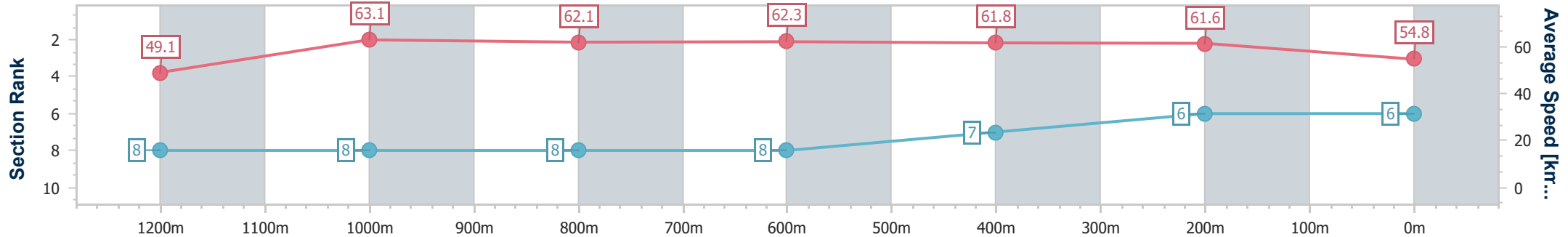
Sunshine Coast QLD Professional  
Race 7: SUNCOAST MARINE ELECTRICAL Class 3 Handicap - 1400m



12 February 2023 - 16:08

Track Rating: Good 4, Weather: Fine, Rail Position: +5m Entire

Section	Overall	1200m	1000m	800m	600m	400m	200m
Section Times	1:25.86 [6] (0:14.63)	1:11.23 [8] (0:11.40)	0:59.83 [8] (0:11.65)	0:48.18 [8] (0:11.64)	0:36.54 [8] (0:11.70)	0:24.84 [7] (0:11.70)	0:13.14 [6] (0:13.14)
Average Speed [km/h]	49.1	63.1	62.1	62.3	61.8	61.6	54.8
Top Speed [km/h]	62.1	63.8	62.9	62.5	62.5	62.3	59.7
Avg. Dist. to Rail [m]	4.5	2.5	2.1	1.3	0.5	2.5	4.7
Avg. Stride Freq. [Hz]	2.1	2.3	2.2	2.2	2.2	2.3	2.1
Avg. Stride Length [m]	6.2	7.3	7.4	7.6	7.6	7.5	7.2



- [ ] Ranking at each section and finish
- .-.- No data available at this section
- NA No data available





Horse/Jockey Name	Sidewalk
Final Rank	7
Fastest Section Time (Section)	0:11.34 (1200m)
Top Speed [km/h] (Section)	65.8 (1200m)
Race State	Finished



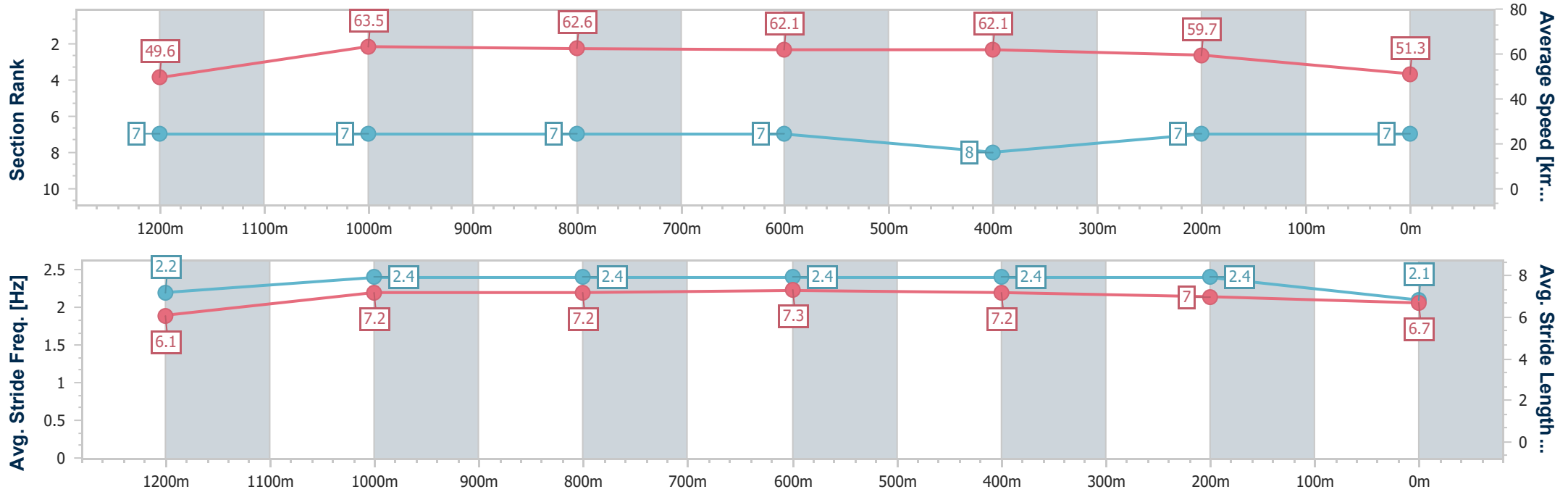
Sunshine Coast QLD Professional  
Race 7: SUNCOAST MARINE ELECTRICAL Class 3 Handicap - 1400m



12 February 2023 - 16:08

Track Rating: Good 4, Weather: Fine, Rail Position: +5m Entire

Section	Overall	1200m	1000m	800m	600m	400m	200m
Section Times	1:27.03 [7] (0:14.53)	1:12.50 [7] (0:11.34)	1:01.16 [7] (0:11.57)	0:49.59 [7] (0:11.76)	0:37.83 [7] (0:11.74)	0:26.09 [8] (0:12.07)	0:14.02 [7] (0:14.02)
Average Speed [km/h]	49.6	63.5	62.6	62.1	62.1	59.7	51.3
Top Speed [km/h]	63.8	65.8	65.6	63.2	63.5	61.4	56.7
Avg. Dist. to Rail [m]	7.2	3.1	2.2	2.6	2.5	4.2	4.5
Avg. Stride Freq. [Hz]	2.2	2.4	2.4	2.4	2.4	2.4	2.1
Avg. Stride Length [m]	6.1	7.2	7.2	7.3	7.2	7.0	6.7



- [ ] Ranking at each section and finish
- .-.- No data available at this section
- NA No data available



Horse/Jockey Name	Illecebrous
Final Rank	8
Fastest Section Time (Section)	0:11.29 (1200m)
Top Speed [km/h] (Section)	65.3 (1200m)
Race State	Finished



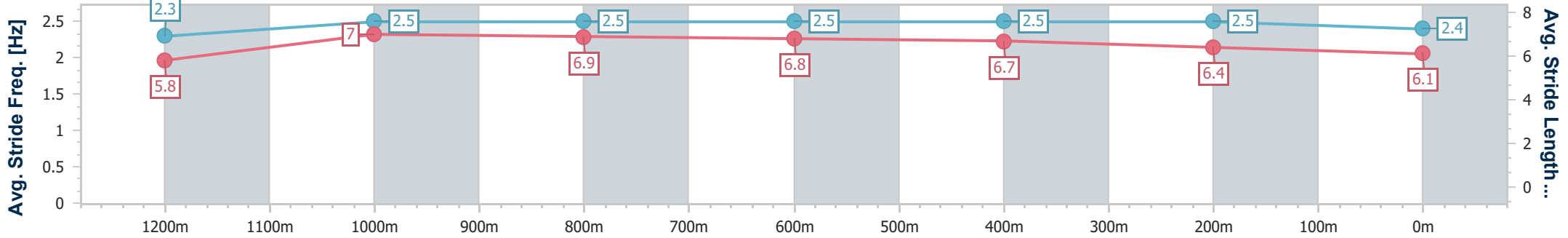
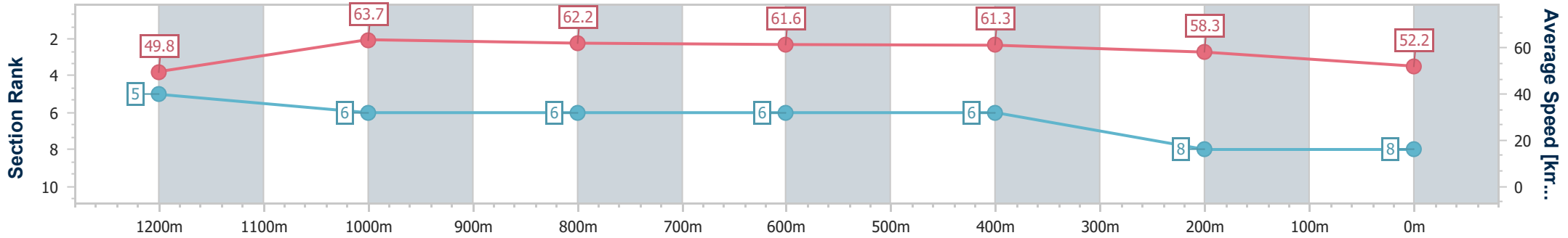
Sunshine Coast QLD Professional  
Race 7: SUNCOAST MARINE ELECTRICAL Class 3 Handicap - 1400m



12 February 2023 - 16:08

Track Rating: Good 4, Weather: Fine, Rail Position: +5m Entire

Section	Overall	1200m	1000m	800m	600m	400m	200m
Section Times	1:27.04 [8] (0:14.43)	1:12.61 [5] (0:11.29)	1:01.32 [6] (0:11.65)	0:49.67 [6] (0:11.76)	0:37.91 [6] (0:11.73)	0:26.18 [6] (0:12.37)	0:13.81 [8] (0:13.81)
Average Speed [km/h]	49.8	63.7	62.2	61.6	61.3	58.3	52.2
Top Speed [km/h]	63.4	65.3	64.0	62.2	62.9	61.2	55.2
Avg. Dist. to Rail [m]	2.4	2.2	2.2	1.3	0.4	0.3	1.0
Avg. Stride Freq. [Hz]	2.3	2.5	2.5	2.5	2.5	2.5	2.4
Avg. Stride Length [m]	5.8	7.0	6.9	6.8	6.7	6.4	6.1



- [ ] Ranking at each section and finish
- .-.- No data available at this section
- NA No data available