



**Doomben QLD Professional**  
**Race 2: CASCADE Class 4 Handicap - 1640m**  
**15 February 2023 - 14:13**



BRISBANE  
RACING CLUB

Track Rating: Soft 6, Weather: Overcast, Rail Position: +6m Entire Course

Section														
Field Times	Overall	1400m	1200m	1000m	800m	600m	400m	Last 600m						
	1:39.03 (0:16.26)	1:22.77 (0:11.75)	1:11.02 (0:12.00)	0:59.02 (0:12.40)	0:46.62 (0:12.27)	0:34.35 (0:11.49)	0:22.86 (0:11.23)	0:34.35						
Rank	TAB	Horse/Jockey	Barrier	Top Speed [km/h]	Fastest Section								Distance Travelled [m]	
1	6	HOKAHEY Samantha Collett	1	65.5 400m	0:11.09 400m	1:39.03 [1] (0:16.50)	1:22.53 [3] (0:11.80)	1:10.73 [3] (0:11.97)	0:58.76 [3] (0:12.37)	0:46.39 [3] (0:12.29)	0:34.10 [3] (0:11.50)	0:22.60 [3] (0:11.09)	0:34.10	
2	1	GHOSTWRITER Brodie Loy	6	65.5 400m	0:11.23 400m	1:39.47 [2] (0:16.26)	1:23.21 [1] (0:11.75)	1:11.46 [1] (0:12.00)	0:59.46 [1] (0:12.40)	0:47.06 [1] (0:12.27)	0:34.79 [1] (0:11.49)	0:23.30 [1] (0:11.23)	0:34.79	+0
3	4	BULLOO Justin Huxtable	2	66.1 400m	0:11.20 400m	1:39.57 [3] (0:16.81)	1:22.76 [5] (0:11.66)	1:11.10 [5] (0:12.14)	0:58.96 [5] (0:12.38)	0:46.58 [5] (0:12.28)	0:34.30 [6] (0:11.47)	0:22.83 [6] (0:11.20)	0:34.30	+0
4	2	ROSE OF DUPORTH Ben Thompson	3	65.6 400m	0:11.19 400m	1:39.59 [4] (0:16.67)	1:22.92 [4] (0:11.72)	1:11.20 [4] (0:11.97)	0:59.23 [4] (0:12.41)	0:46.82 [4] (0:12.26)	0:34.56 [4] (0:11.49)	0:23.07 [4] (0:11.19)	0:34.56	+8
5	3	KARLSTAD James Orman	4	66.4 400m	0:11.12 400m	1:39.83 [5] (0:17.02)	1:22.81 [6] (0:11.75)	1:11.06 [6] (0:11.96)	0:59.10 [6] (0:12.26)	0:46.84 [5] (0:12.27)	0:34.57 [5] (0:11.45)	0:23.12 [5] (0:11.12)	0:34.57	+6
6	5	HE IS Tegan Harrison	7	65.9 400m	0:11.23 400m	1:39.90 [6] (0:17.39)	1:22.51 [7] (0:11.57)	1:10.94 [7] (0:11.91)	0:59.03 [7] (0:12.29)	0:46.74 [7] (0:12.20)	0:34.54 [7] (0:11.41)	0:23.13 [7] (0:11.23)	0:34.54	+2
7	7	PEEKAYS LEGACY Kyle Wilson-Taylor	5	64.8 400m	0:11.40 400m	1:39.99 [7] (0:16.47)	1:23.52 [2] (0:11.74)	1:11.78 [2] (0:11.94)	0:59.84 [2] (0:12.38)	0:47.46 [2] (0:12.29)	0:35.17 [2] (0:11.54)	0:23.63 [2] (0:11.40)	0:35.17	+4

[ ] Ranking at each section and finish  
 -:-:- No data available at this section  
 NA No data available

SCN Saddle cloth number  
 DNF Did not finish  
 DNT Did not track



# Doomben QLD Professional

## Race 2: CASCADE Class 4 Handicap - 1640m

15 February 2023 - 14:13



BRISBANE  
RACING CLUB

Track Rating: Soft 6, Weather: Overcast, Rail Position: +6m Entire Course

Section							200m			Last 600m
Field Times							0:11.63			0:34.35
							(0:11.63)			
Rank	TAB	Horse/Jockey	Barrier	Top Speed [km/h]	Fastest Section	Margin			Distance Travelled [m]	
1	6	<b>HOKAHEY</b> Samantha Collett	1	65.5 400m	0:11.09 400m	0:11.51 [2] (0:11.51)	1:39.03		0:34.10	
2	1	<b>GHOSTWRITER</b> Brodie Loy	6	65.5 400m	0:11.23 400m	0:12.07 [1] (0:12.07)	2.61L		0:34.79 +0	
3	4	<b>BULLOO</b> Justin Huxtable	2	66.1 400m	0:11.20 400m	0:11.63 [6] (0:11.63)	3.2L		0:34.30 +0	
4	2	<b>ROSE OF DUPORTH</b> Ben Thompson	3	65.6 400m	0:11.19 400m	0:11.88 [3] (0:11.88)	3.28L		0:34.56 +8	
5	3	<b>KARLSTAD</b> James Orman	4	66.4 400m	0:11.12 400m	0:12.00 [5] (0:12.00)	4.71L		0:34.57 +6	
6	5	<b>HE IS</b> Tegan Harrison	7	65.9 400m	0:11.23 400m	0:11.90 [7] (0:11.90)	5.13L		0:34.54 +2	
7	7	<b>PEEKAYS LEGACY</b> Kyle Wilson-Taylor	5	64.8 400m	0:11.40 400m	0:12.23 [4] (0:12.23)	5.65L		0:35.17 +4	



Horse/Jockey Name	Hokahey
Final Rank	1
Fastest Section Time (Section)	0:11.09 (400m)
Top Speed [km/h] (Section)	65.5 (400m)
Race State	Finished

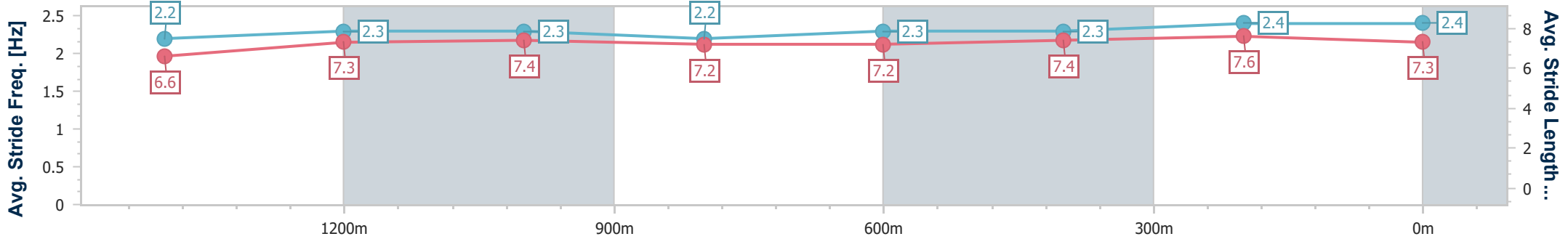
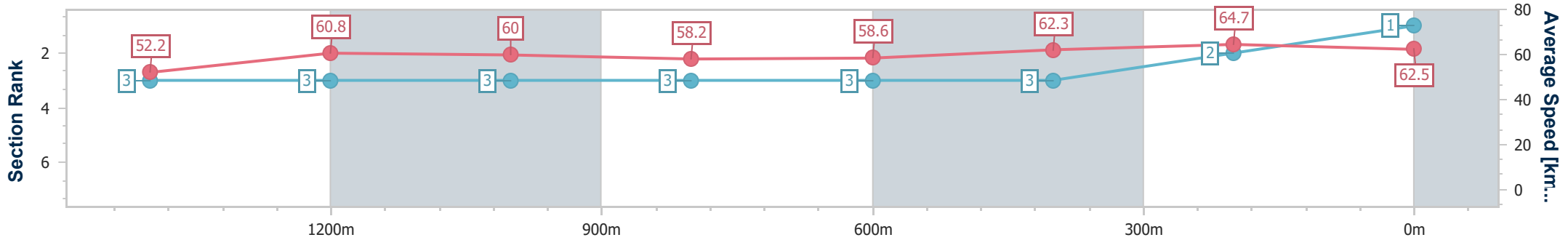


**Doomben QLD Professional**  
**Race 2: CASCADE Class 4 Handicap - 1640m**  
 15 February 2023 - 14:13  
 Track Rating: Soft 6, Weather: Overcast, Rail Position: +6m Entire Course



BRISBANE  
RACING CLUB

Section	Overall	1400m	1200m	1000m	800m	600m	400m	200m
Section Times	1:39.03 [1] (0:16.50)	1:22.53 [3] (0:11.80)	1:10.73 [3] (0:11.97)	0:58.76 [3] (0:12.37)	0:46.39 [3] (0:12.29)	0:34.10 [3] (0:11.50)	0:22.60 [3] (0:11.09)	0:11.51 [2] (0:11.51)
Average Speed [km/h]	52.2	60.8	60.0	58.2	58.6	62.3	64.7	62.5
Top Speed [km/h]	63.1	62.8	61.6	59.6	61.7	64.2	65.5	64.7
Avg. Dist. to Rail [m]	2.3	1.1	0.3	0.5	0.2	1.1	1.2	0.8
Avg. Stride Freq. [Hz]	2.2	2.3	2.3	2.2	2.3	2.3	2.4	2.4
Avg. Stride Length [m]	6.6	7.3	7.4	7.2	7.2	7.4	7.6	7.3



- [ ] Ranking at each section and finish
- .-.- No data available at this section
- NA No data available



Horse/Jockey Name	Ghostwriter
Final Rank	2
Fastest Section Time (Section)	0:11.23 (400m)
Top Speed [km/h] (Section)	65.5 (400m)
Race State	Finished



Doomben QLD Professional

Race 2: CASCADE Class 4 Handicap - 1640m

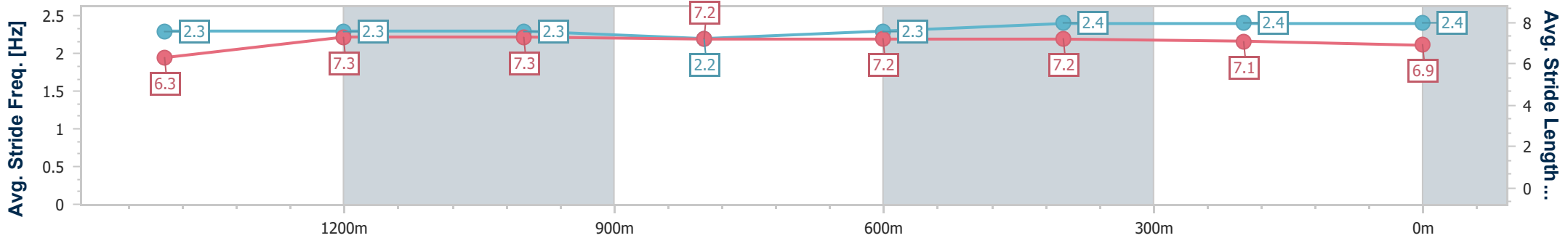
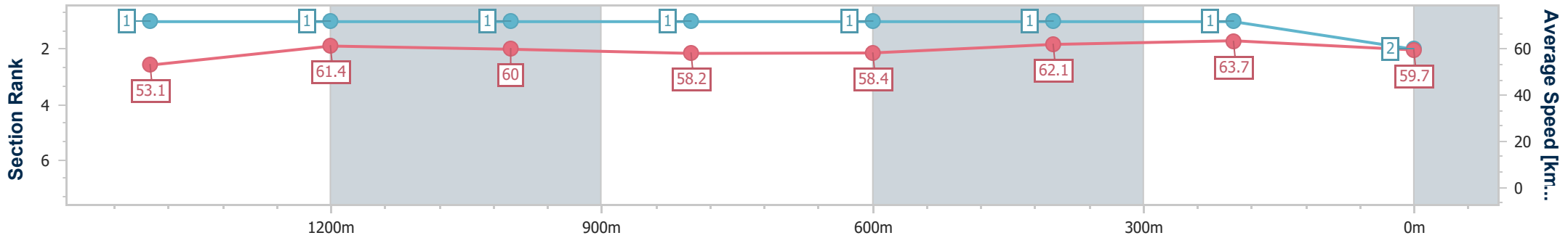
15 February 2023 - 14:13

Track Rating: Soft 6, Weather: Overcast, Rail Position: +6m Entire Course



BRISBANE RACING CLUB

Section	Overall	1400m	1200m	1000m	800m	600m	400m	200m
Section Times	1:39.47 [2] (0:16.26)	1:23.21 [1] (0:11.75)	1:11.46 [1] (0:12.00)	0:59.46 [1] (0:12.40)	0:47.06 [1] (0:12.27)	0:34.79 [1] (0:11.49)	0:23.30 [1] (0:11.23)	0:12.07 [1] (0:12.07)
Average Speed [km/h]	53.1	61.4	60.0	58.2	58.4	62.1	63.7	59.7
Top Speed [km/h]	64.6	64.9	61.5	60.4	61.2	65.2	65.5	62.4
Avg. Dist. to Rail [m]	1.1	0.3	0.6	0.5	0.6	1.8	2.5	1.7
Avg. Stride Freq. [Hz]	2.3	2.3	2.3	2.2	2.3	2.4	2.4	2.4
Avg. Stride Length [m]	6.3	7.3	7.3	7.2	7.2	7.2	7.1	6.9



- [ ] Ranking at each section and finish
- .-.-.- No data available at this section
- NA No data available



Horse/Jockey Name	Bulloo
Final Rank	3
Fastest Section Time (Section)	0:11.20 (400m)
Top Speed [km/h] (Section)	66.1 (400m)
Race State	Finished

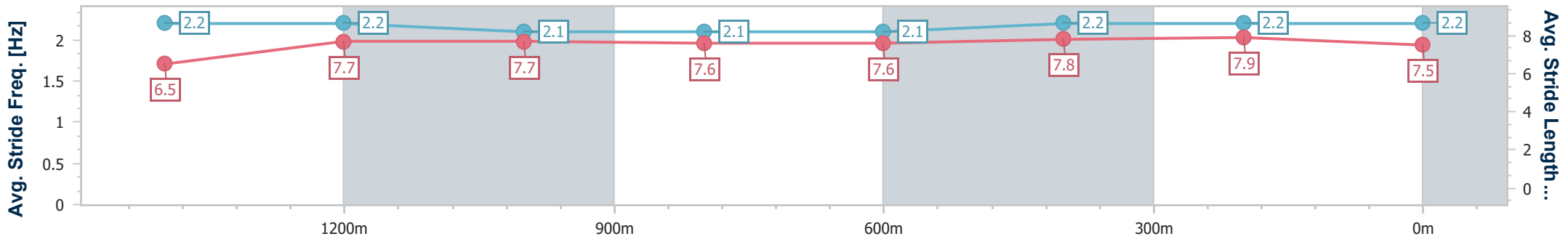
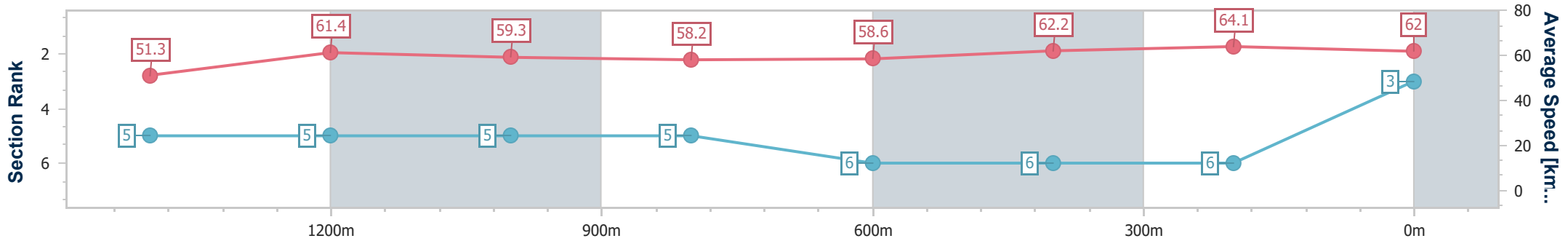


**Doomben QLD Professional**  
**Race 2: CASCADE Class 4 Handicap - 1640m**  
 15 February 2023 - 14:13  
 Track Rating: Soft 6, Weather: Overcast, Rail Position: +6m Entire Course



BRISBANE  
RACING CLUB

Section	Overall	1400m	1200m	1000m	800m	600m	400m	200m					
Section Times	1:39.57 [3] (0:16.81)	1:22.76 [5] (0:11.66)	1:11.10 [5] (0:12.14)	0:58.96 [5] (0:12.38)	0:46.58 [5] (0:12.28)	0:34.30 [6] (0:11.47)	0:22.83 [6] (0:11.20)	0:11.63 [6] (0:11.63)					
Average Speed [km/h]	51.3	61.4	59.3	58.2	58.6	62.2	64.1	62.0					
Top Speed [km/h]	62.9	63.1	60.3	59.6	61.3	65.0	66.1	63.7					
Avg. Dist. to Rail [m]	2.1	1.0	0.9	0.3	0.3	1.1	0.7	0.9					
Avg. Stride Freq. [Hz]	2.2	2.2	2.1	2.1	2.1	2.2	2.2	2.2					
Avg. Stride Length [m]	6.5	7.7	7.7	7.6	7.6	7.8	7.9	7.5					



- [ ] Ranking at each section and finish
- .-.- No data available at this section
- NA No data available



Horse/Jockey Name	Rose Of Duporth
Final Rank	4
Fastest Section Time (Section)	0:11.19 (400m)
Top Speed [km/h] (Section)	65.6 (400m)
Race State	Finished

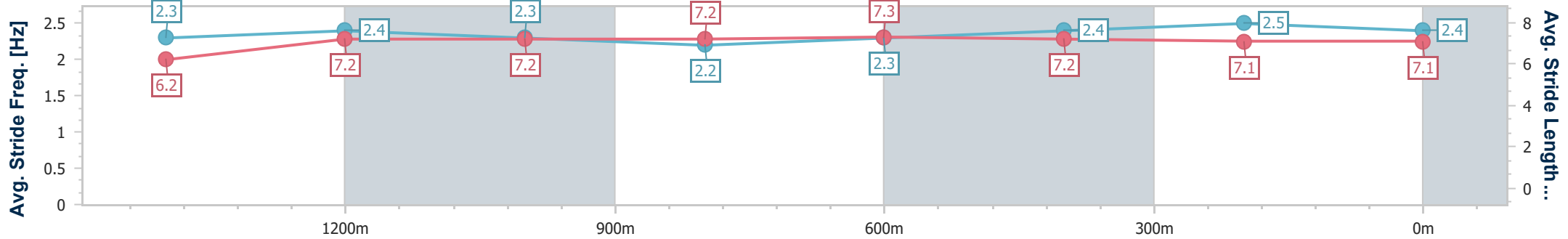
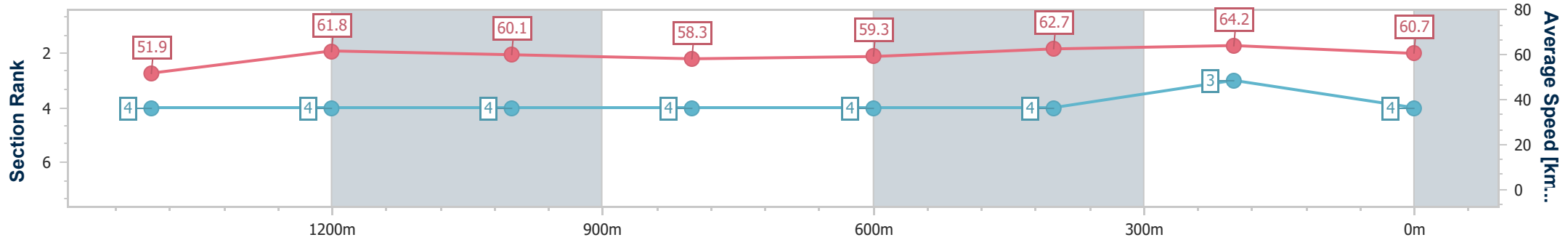


**Doomben QLD Professional**  
**Race 2: CASCADE Class 4 Handicap - 1640m**  
 15 February 2023 - 14:13  
 Track Rating: Soft 6, Weather: Overcast, Rail Position: +6m Entire Course



BRISBANE  
RACING CLUB

Section	Overall	1400m	1200m	1000m	800m	600m	400m	200m						
Section Times	1:39.59 [4] (0:16.67)	1:22.92 [4] (0:11.72)	1:11.20 [4] (0:11.97)	0:59.23 [4] (0:12.41)	0:46.82 [4] (0:12.26)	0:34.56 [4] (0:11.49)	0:23.07 [4] (0:11.19)	0:11.88 [3] (0:11.88)						
Average Speed [km/h]	51.9	61.8	60.1	58.3	59.3	62.7	64.2	60.7						
Top Speed [km/h]	63.2	62.8	60.8	59.4	62.2	65.1	65.6	63.1						
Avg. Dist. to Rail [m]	1.2	1.0	2.2	2.1	1.6	1.1	0.5	0.5						
Avg. Stride Freq. [Hz]	2.3	2.4	2.3	2.2	2.3	2.4	2.5	2.4						
Avg. Stride Length [m]	6.2	7.2	7.2	7.2	7.3	7.2	7.1	7.1						



- [ ] Ranking at each section and finish
- .-.- No data available at this section
- NA No data available



Horse/Jockey Name	Karlstad
Final Rank	5
Fastest Section Time (Section)	0:11.12 (400m)
Top Speed [km/h] (Section)	66.4 (400m)
Race State	Finished

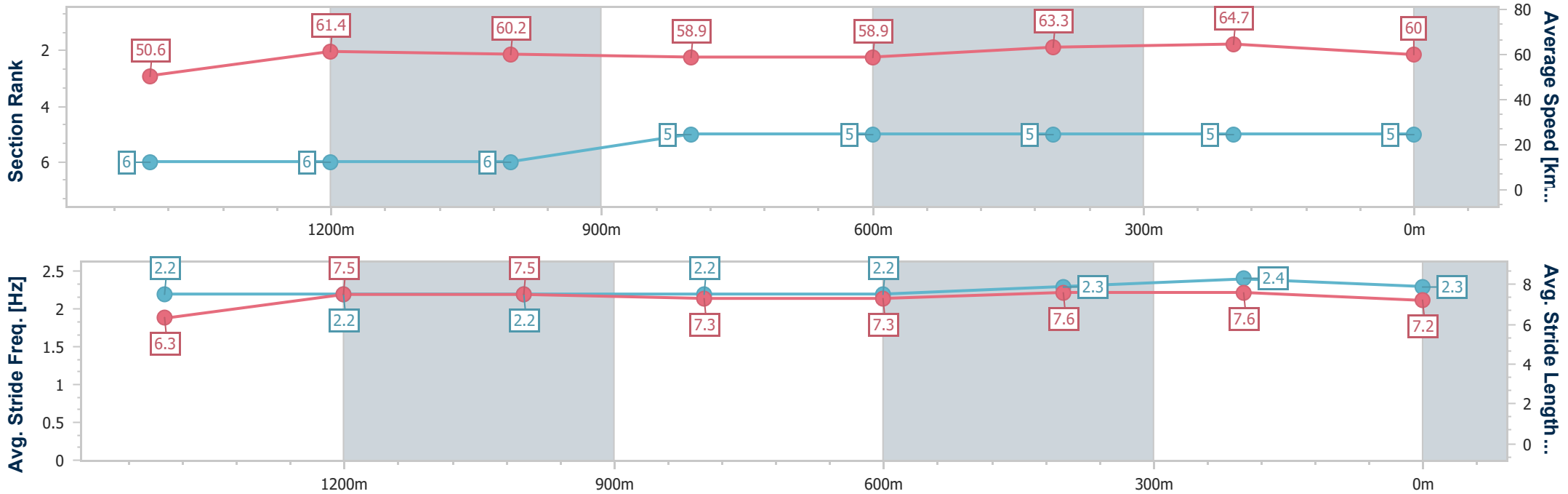


**Doomben QLD Professional**  
**Race 2: CASCADE Class 4 Handicap - 1640m**  
 15 February 2023 - 14:13  
 Track Rating: Soft 6, Weather: Overcast, Rail Position: +6m Entire Course



BRISBANE  
RACING CLUB

Section	Overall	1400m	1200m	1000m	800m	600m	400m	200m
Section Times	1:39.83 [5] (0:17.02)	1:22.81 [6] (0:11.75)	1:11.06 [6] (0:11.96)	0:59.10 [6] (0:12.26)	0:46.84 [5] (0:12.27)	0:34.57 [5] (0:11.45)	0:23.12 [5] (0:11.12)	0:12.00 [5] (0:12.00)
Average Speed [km/h]	50.6	61.4	60.2	58.9	58.9	63.3	64.7	60.0
Top Speed [km/h]	62.4	62.5	61.5	62.3	62.0	65.2	66.4	61.9
Avg. Dist. to Rail [m]	1.2	0.5	1.6	1.2	0.9	1.0	0.7	2.0
Avg. Stride Freq. [Hz]	2.2	2.2	2.2	2.2	2.2	2.3	2.4	2.3
Avg. Stride Length [m]	6.3	7.5	7.5	7.3	7.3	7.6	7.6	7.2



- [ ] Ranking at each section and finish
- .-.- No data available at this section
- NA No data available



Horse/Jockey Name	He Is
Final Rank	6
Fastest Section Time (Section)	0:11.23 (400m)
Top Speed [km/h] (Section)	65.9 (400m)
Race State	Finished

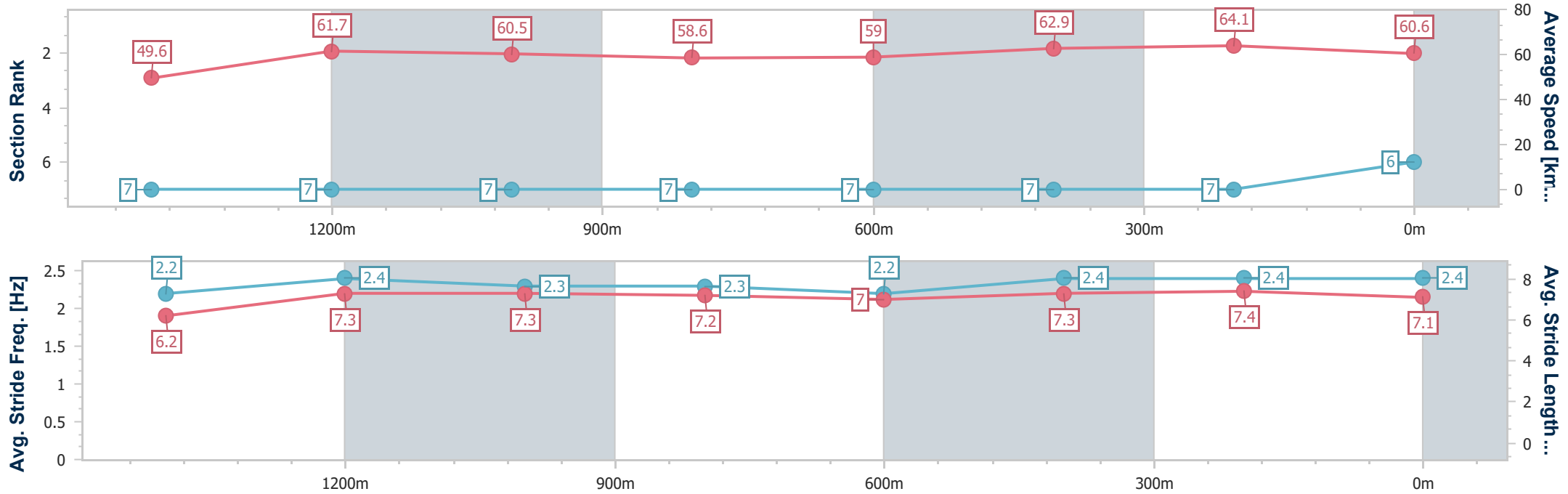


**Doomben QLD Professional**  
**Race 2: CASCADE Class 4 Handicap - 1640m**  
 15 February 2023 - 14:13  
 Track Rating: Soft 6, Weather: Overcast, Rail Position: +6m Entire Course



**BRISBANE**  
 RACING CLUB

Section	Overall	1400m	1200m	1000m	800m	600m	400m	200m
Section Times	1:39.90 [6] (0:17.39)	1:22.51 [7] (0:11.57)	1:10.94 [7] (0:11.91)	0:59.03 [7] (0:12.29)	0:46.74 [7] (0:12.20)	0:34.54 [7] (0:11.41)	0:23.13 [7] (0:11.23)	0:11.90 [7] (0:11.90)
Average Speed [km/h]	49.6	61.7	60.5	58.6	59.0	62.9	64.1	60.6
Top Speed [km/h]	61.7	63.0	61.7	60.3	62.6	64.8	65.9	62.5
Avg. Dist. to Rail [m]	1.5	1.1	0.6	0.2	0.2	0.5	0.6	2.1
Avg. Stride Freq. [Hz]	2.2	2.4	2.3	2.3	2.2	2.4	2.4	2.4
Avg. Stride Length [m]	6.2	7.3	7.3	7.2	7.0	7.3	7.4	7.1



- [ ] Ranking at each section and finish
- .-.-.- No data available at this section
- NA No data available





Horse/Jockey Name	Peekays Legacy
Final Rank	7
Fastest Section Time (Section)	0:11.40 (400m)
Top Speed [km/h] (Section)	64.8 (400m)
Race State	Finished

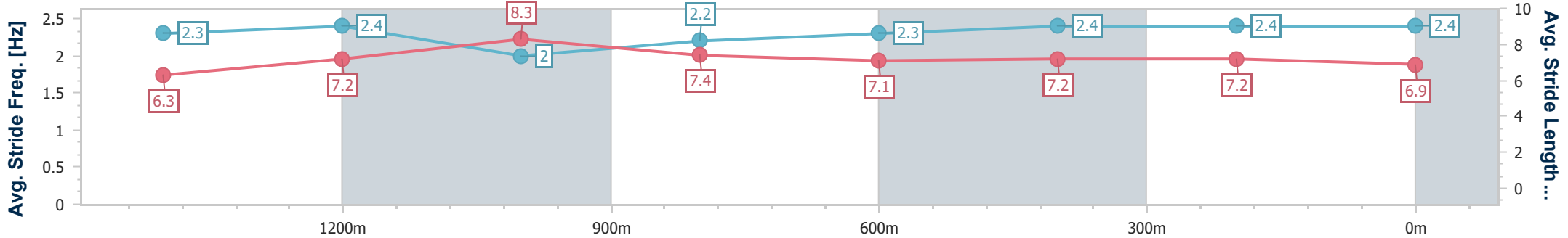
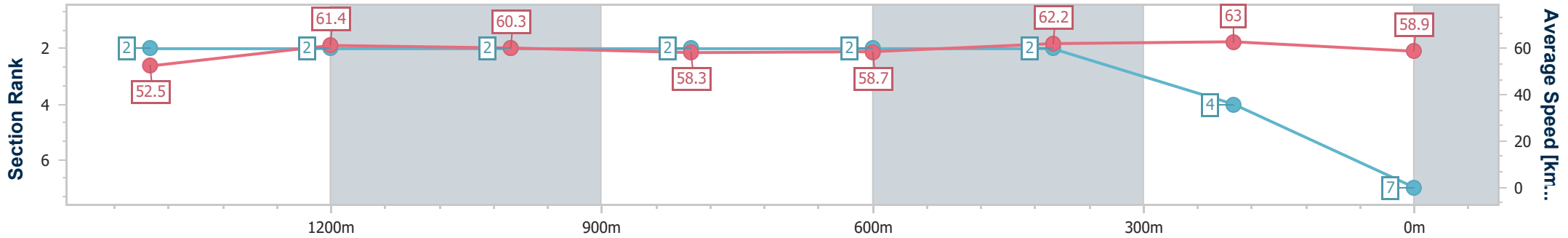


**Doomben QLD Professional**  
**Race 2: CASCADE Class 4 Handicap - 1640m**  
 15 February 2023 - 14:13  
 Track Rating: Soft 6, Weather: Overcast, Rail Position: +6m Entire Course



BRISBANE  
RACING CLUB

Section	Overall	1400m	1200m	1000m	800m	600m	400m	200m
Section Times	1:39.99 [7] (0:16.47)	1:23.52 [2] (0:11.74)	1:11.78 [2] (0:11.94)	0:59.84 [2] (0:12.38)	0:47.46 [2] (0:12.29)	0:35.17 [2] (0:11.54)	0:23.63 [2] (0:11.40)	0:12.23 [4] (0:12.23)
Average Speed [km/h]	52.5	61.4	60.3	58.3	58.7	62.2	63.0	58.9
Top Speed [km/h]	63.2	63.1	62.1	60.1	61.1	64.2	64.8	60.5
Avg. Dist. to Rail [m]	0.9	0.7	1.8	1.4	0.3	0.9	1.5	3.2
Avg. Stride Freq. [Hz]	2.3	2.4	2.0	2.2	2.3	2.4	2.4	2.4
Avg. Stride Length [m]	6.3	7.2	8.3	7.4	7.1	7.2	7.2	6.9



- [ ] Ranking at each section and finish
- .-.- No data available at this section
- NA No data available