



Doomben QLD Professional

Race 4: XXXX DRY Maiden Handicap - 1640m

15 February 2023 - 15:24



BRISBANE
RACING CLUB

Track Rating: Soft 5, Weather: Overcast, Rail Position: +6m Entire Course

Section		Overall	1400m	1200m	1000m	800m	600m	400m	Last 600m				
Field Times		1:40.05 (0:16.52)	1:23.53 (0:11.79)	1:11.74 (0:11.53)	1:00.21 (0:12.12)	0:48.09 (0:11.57)	0:36.52 (0:12.15)	0:24.37 (0:12.09)	0:36.52				
Rank	TAB Horse/Jockey	Barrier	Top Speed [km/h]	Fastest Section									Distance Travelled [m]
1	9 ANATINI Kyle Wilson-Taylor	1	64.5	0:11.61	1:40.05 [1] (0:16.52)	1:23.53 [1] (0:11.79)	1:11.74 [2] (0:11.78)	0:59.96 [3] (0:12.17)	0:47.79 [5] (0:11.96)	0:35.83 [5] (0:11.94)	0:23.89 [4] (0:11.61)	0:35.83	
2	13 STAR CHANCE Adin Thompson	8	64.5	0:11.42	1:40.22 [2] (0:18.07)	1:22.15 [11] (0:11.42)	1:10.73 [11] (0:11.91)	0:58.82 [11] (0:11.77)	0:47.05 [11] (0:11.86)	0:35.19 [11] (0:11.53)	0:23.66 [8] (0:11.48)	0:35.19	+3
3	6 LADY CHARTWELL Andrew Mallyon	10	63.5	0:11.71	1:40.34 [3] (0:16.54)	1:23.80 [2] (0:11.77)	1:12.03 [1] (0:11.71)	1:00.32 [2] (0:11.96)	0:48.36 [3] (0:11.85)	0:36.51 [2] (0:12.06)	0:24.45 [2] (0:11.92)	0:36.51	+5
4	3 GOLDEN HONOUR James Orman	2	62.7	0:11.68	1:40.57 [4] (0:16.83)	1:23.74 [3] (0:11.68)	1:12.06 [5] (0:11.90)	1:00.16 [6] (0:12.17)	0:47.99 [7] (0:11.92)	0:36.07 [6] (0:11.93)	0:24.14 [5] (0:11.70)	0:36.07	-2
5	12 TANTALUM Rikki Jamieson	4	62.9	0:11.63	1:40.65 [5] (0:17.01)	1:23.64 [5] (0:11.72)	1:11.92 [7] (0:11.87)	1:00.05 [7] (0:11.92)	0:48.13 [6] (0:11.95)	0:36.18 [7] (0:12.00)	0:24.18 [7] (0:11.63)	0:36.18	+6
6	2 DIFFERENT ROAD Jim Byrne	12	65.4	0:11.50	1:40.76 [6] (0:17.50)	1:23.26 [10] (0:11.50)	1:11.76 [9] (0:11.92)	0:59.84 [10] (0:11.91)	0:47.93 [10] (0:11.86)	0:36.07 [8] (0:11.92)	0:24.15 [10] (0:12.17)	0:36.07	+8
7	7 PREFERRAL Ryan Maloney	6	65.0	0:11.70	1:40.89 [7] (0:17.13)	1:23.76 [6] (0:11.70)	1:12.06 [8] (0:11.78)	1:00.28 [8] (0:12.03)	0:48.25 [8] (0:12.09)	0:36.16 [9] (0:11.80)	0:24.36 [9] (0:11.89)	0:36.16	+2
8	10 BRAMBLE BAY Nathan Thomas	3	63.6	0:11.69	1:41.28 [8] (0:17.41)	1:23.87 [9] (0:11.69)	1:12.18 [10] (0:11.80)	1:00.38 [9] (0:11.94)	0:48.44 [9] (0:12.06)	0:36.38 [10] (0:11.79)	0:24.59 [11] (0:11.98)	0:36.38	+2
9	5 CHAYSE'N' THE KING Sean Cormack	5	66.3	0:11.11	1:41.53 [9] (0:17.29)	1:24.24 [8] (0:11.11)	1:13.13 [3] (0:11.44)	1:01.69 [1] (0:12.14)	0:49.55 [1] (0:12.05)	0:37.50 [3] (0:12.09)	0:25.41 [3] (0:12.10)	0:37.50	+0
10	4 NOT A FAT BOY Georgina Cartwright	7	67.2	0:11.54	1:42.09 [10] (0:16.90)	1:25.19 [4] (0:11.54)	1:13.65 [4] (0:11.81)	1:01.84 [4] (0:11.93)	0:49.91 [4] (0:11.98)	0:37.93 [4] (0:12.26)	0:25.67 [6] (0:12.34)	0:37.93	+3

Scratched: Azure Pride (#1), Toolatamate (#8)

[] Ranking at each section and finish
 -:-:- No data available at this section
 NA No data available

SCN Saddle cloth number
 DNF Did not finish
 DNT Did not track



Doomben QLD Professional
Race 4: XXXX DRY Maiden Handicap - 1640m
15 February 2023 - 15:24



BRISBANE
RACING CLUB

Track Rating: Soft 5, Weather: Overcast, Rail Position: +6m Entire Course

Section	Overall	1400m	1200m	1000m	800m	600m	400m	Last 600m					
Field Times	1:40.05 (0:16.52)	1:23.53 (0:11.79)	1:11.74 (0:11.53)	1:00.21 (0:12.12)	0:48.09 (0:11.57)	0:36.52 (0:12.15)	0:24.37 (0:12.09)	0:36.52					
Rank	TAB Horse/Jockey	Barrier	Top Speed [km/h]	Fastest Section					Distance Travelled [m]				
11	11 DEVINE FALLS	9	64.2	0:11.50	1:42.15 [11]	1:24.95 [7]	1:13.45 [6]	1:01.88 [5]	0:50.19 [2]	0:38.62 [1]	0:26.47 [1]	0:38.62	+5
	Melea Castle		1400m	1400m	(0:17.20)	(0:11.50)	(0:11.57)	(0:11.69)	(0:11.57)	(0:12.15)	(0:12.60)		

Scratched: Azure Pride (#1), Toolatamate (#8)

[] Ranking at each section and finish
 -:-:- No data available at this section
 NA No data available

SCN Saddle cloth number
 DNF Did not finish
 DNT Did not track



Doomben QLD Professional

Race 4: XXXX DRY Maiden Handicap - 1640m

15 February 2023 - 15:24



BRISBANE
RACING CLUB

Track Rating: Soft 5, Weather: Overcast, Rail Position: +6m Entire Course

Section							200m			Last 600m
Field Times							0:12.28			0:36.52
							(0:12.28)			
Rank	TAB Horse/Jockey	Barrier	Top Speed [km/h]	Fastest Section	Margin				Distance Travelled [m]	
1	9 ANATINI Kyle Wilson-Taylor	1	64.5	0:11.61	0:12.28 [1]	1:40.05			0:35.83	
			Overall	400m	(0:12.28)					
2	13 STAR CHANCE Adin Thompson	8	64.5	0:11.42	0:12.18 [3]	1.03L			0:35.19 +3	
			600m	1400m	(0:12.18)					
3	6 LADY CHARTWELL Andrew Mallyon	10	63.5	0:11.71	0:12.53 [2]	1.69L			0:36.51 +5	
			1400m	1200m	(0:12.53)					
4	3 GOLDEN HONOUR James Orman	2	62.7	0:11.68	0:12.44 [4]	3.09L			0:36.07 -2	
			Overall	1400m	(0:12.44)					
5	12 TANTALUM Rikki Jamieson	4	62.9	0:11.63	0:12.55 [5]	3.56L			0:36.18 +6	
			400m	400m	(0:12.55)					
6	2 DIFFERENT ROAD Jim Byrne	12	65.4	0:11.50	0:11.98 [11]	4.17L			0:36.07 +8	
			1400m	1400m	(0:11.98)					
7	7 PREFERRAL Ryan Maloney	6	65.0	0:11.70	0:12.47 [8]	4.97L			0:36.16 +2	
			Overall	1400m	(0:12.47)					
8	10 BRAMBLE BAY Nathan Thomas	3	63.6	0:11.69	0:12.61 [9]	7.27L			0:36.38 +2	
			1400m	1400m	(0:12.61)					
9	5 CHAYSE'N' THE KING Sean Cormack	5	66.3	0:11.11	0:13.31 [6]	8.73L			0:37.50 +0	
			1400m	1400m	(0:13.31)					
10	4 NOT A FAT BOY Georgina Cartwright	7	67.2	0:11.54	0:13.33 [10]	12.03L			0:37.93 +3	
			Overall	1400m	(0:13.33)					

Scratched: Azure Pride (#1), Toolatamate (#8)

[] Ranking at each section and finish
 -:-:- No data available at this section
 NA No data available

SCN Saddle cloth number
 DNF Did not finish
 DNT Did not track



Doomben QLD Professional
Race 4: XXXX DRY Maiden Handicap - 1640m
15 February 2023 - 15:24



Track Rating: Soft 5, Weather: Overcast, Rail Position: +6m Entire Course

Section				200m				Last 600m	
Field Times				0:12.28 (0:12.28)				0:36.52	
Rank	TAB Horse/Jockey	Barrier	Top Speed [km/h]	Fastest Section	Margin				Distance Travelled [m]
11	11 DEVINE FALLS	9	64.2	0:11.50	0:13.87 [7]	12.38L		0:38.62	+5
	Melea Castle		1400m	1400m	(0:13.87)				

Scratched: Azure Pride (#1), Toolatamate (#8)



Horse/Jockey Name	Anatini
Final Rank	1
Fastest Section Time (Section)	0:11.61 (400m)
Top Speed [km/h] (Section)	64.5 (Overall)
Race State	Finished

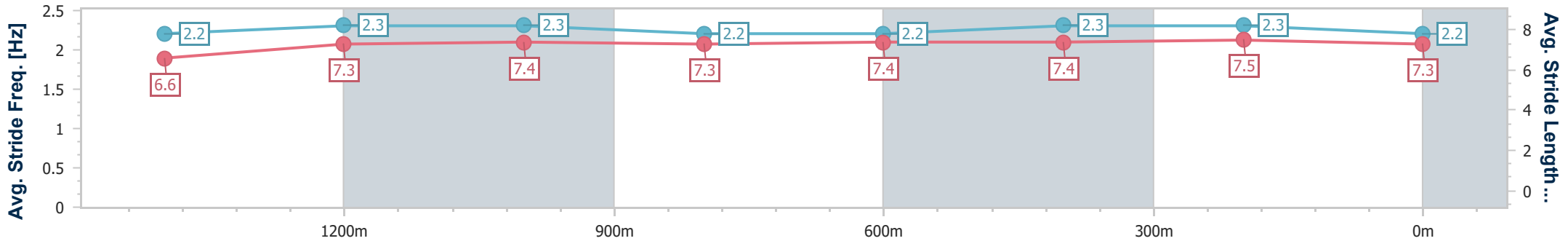
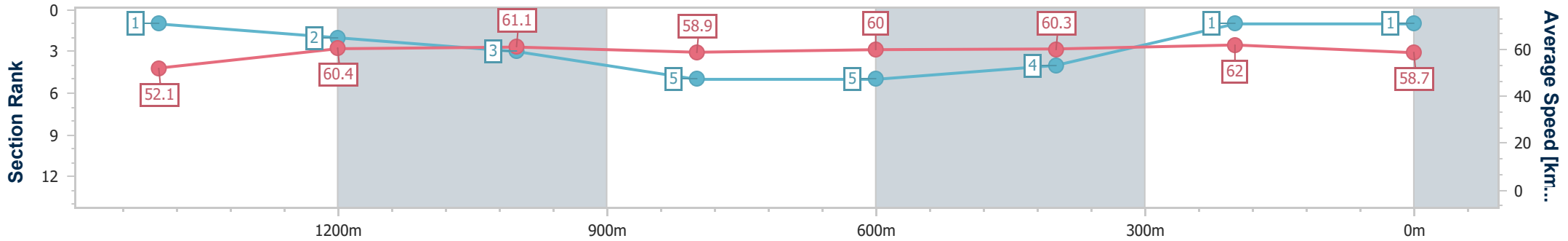


Doomben QLD Professional
Race 4: XXXX DRY Maiden Handicap - 1640m
 15 February 2023 - 15:24
 Track Rating: Soft 5, Weather: Overcast, Rail Position: +6m Entire Course



BRISBANE
RACING CLUB

Section	Overall	1400m	1200m	1000m	800m	600m	400m	200m
Section Times	1:40.05 [1] (0:16.52)	1:23.53 [1] (0:11.79)	1:11.74 [2] (0:11.78)	0:59.96 [3] (0:12.17)	0:47.79 [5] (0:11.96)	0:35.83 [5] (0:11.94)	0:23.89 [4] (0:11.61)	0:12.28 [1] (0:12.28)
Average Speed [km/h]	52.1	60.4	61.1	58.9	60.0	60.3	62.0	58.7
Top Speed [km/h]	64.5	62.9	62.5	60.4	62.2	62.0	63.8	60.6
Avg. Dist. to Rail [m]	2.0	1.9	0.6	0.9	0.8	0.2	1.1	2.6
Avg. Stride Freq. [Hz]	2.2	2.3	2.3	2.2	2.2	2.3	2.3	2.2
Avg. Stride Length [m]	6.6	7.3	7.4	7.3	7.4	7.4	7.5	7.3



- [] Ranking at each section and finish
- .-.- No data available at this section
- NA No data available



Horse/Jockey Name	Star Chance
Final Rank	2
Fastest Section Time (Section)	0:11.42 (1400m)
Top Speed [km/h] (Section)	64.5 (600m)
Race State	Finished

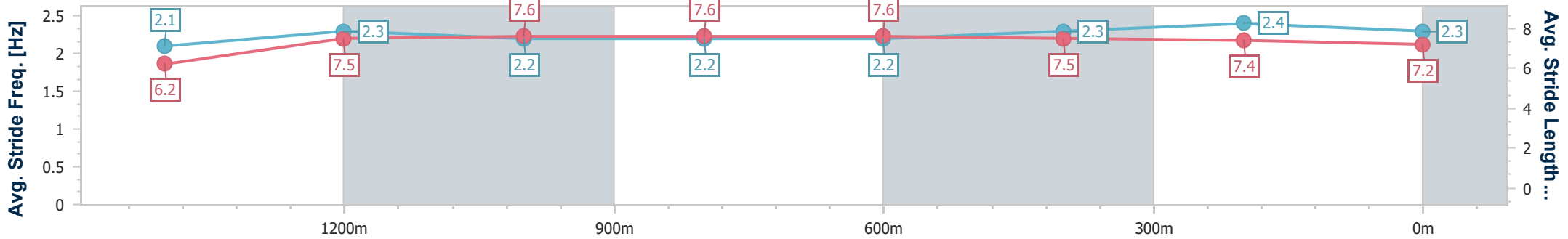
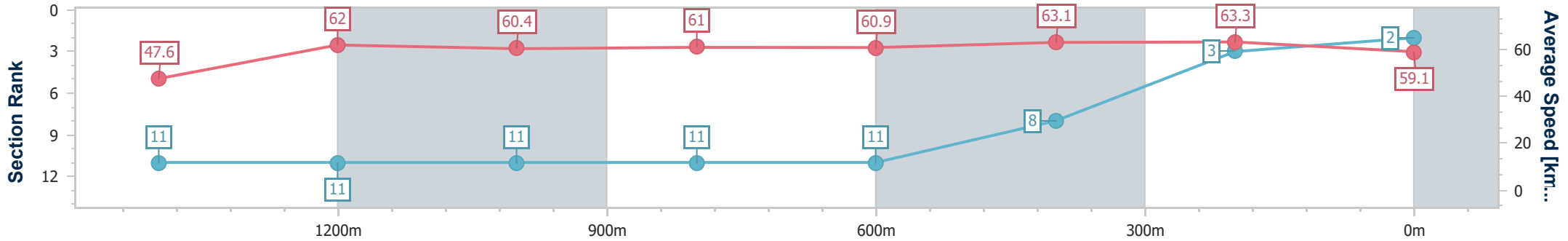


Doomben QLD Professional
Race 4: XXXX DRY Maiden Handicap - 1640m
 15 February 2023 - 15:24
 Track Rating: Soft 5, Weather: Overcast, Rail Position: +6m Entire Course



BRISBANE
RACING CLUB

Section	Overall	1400m	1200m	1000m	800m	600m	400m	200m
Section Times	1:40.22 [2] (0:18.07)	1:22.15 [11] (0:11.42)	1:10.73 [11] (0:11.91)	0:58.82 [11] (0:11.77)	0:47.05 [11] (0:11.86)	0:35.19 [11] (0:11.53)	0:23.66 [8] (0:11.48)	0:12.18 [3] (0:12.18)
Average Speed [km/h]	47.6	62.0	60.4	61.0	60.9	63.1	63.3	59.1
Top Speed [km/h]	61.8	63.9	61.2	62.5	63.6	64.5	64.0	61.6
Avg. Dist. to Rail [m]	2.8	2.8	1.0	0.5	0.7	2.2	4.0	4.7
Avg. Stride Freq. [Hz]	2.1	2.3	2.2	2.2	2.2	2.3	2.4	2.3
Avg. Stride Length [m]	6.2	7.5	7.6	7.6	7.6	7.5	7.4	7.2



- [] Ranking at each section and finish
- .-.- No data available at this section
- NA No data available



Horse/Jockey Name	Lady Chartwell
Final Rank	3
Fastest Section Time (Section)	0:11.71 (1200m)
Top Speed [km/h] (Section)	63.5 (1400m)
Race State	Finished

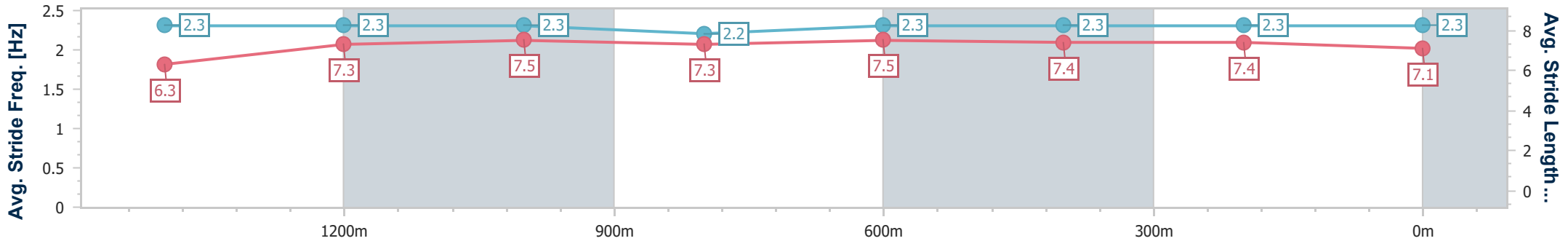
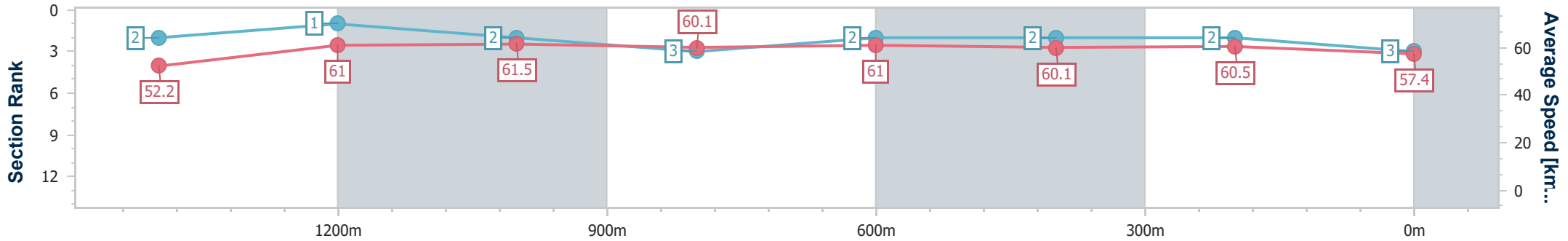


Doomben QLD Professional
Race 4: XXXX DRY Maiden Handicap - 1640m
 15 February 2023 - 15:24
 Track Rating: Soft 5, Weather: Overcast, Rail Position: +6m Entire Course



BRISBANE
RACING CLUB

Section	Overall	1400m	1200m	1000m	800m	600m	400m	200m
Section Times	1:40.34 [3] (0:16.54)	1:23.80 [2] (0:11.77)	1:12.03 [1] (0:11.71)	1:00.32 [2] (0:11.96)	0:48.36 [3] (0:11.85)	0:36.51 [2] (0:12.06)	0:24.45 [2] (0:11.92)	0:12.53 [2] (0:12.53)
Average Speed [km/h]	52.2	61.0	61.5	60.1	61.0	60.1	60.5	57.4
Top Speed [km/h]	63.5	63.5	62.3	62.6	61.5	60.8	62.0	59.2
Avg. Dist. to Rail [m]	4.2	0.4	0.8	0.5	0.8	1.1	1.2	2.3
Avg. Stride Freq. [Hz]	2.3	2.3	2.3	2.2	2.3	2.3	2.3	2.3
Avg. Stride Length [m]	6.3	7.3	7.5	7.3	7.5	7.4	7.4	7.1



- [] Ranking at each section and finish
- .-.- No data available at this section
- NA No data available



Horse/Jockey Name	Golden Honour
Final Rank	4
Fastest Section Time (Section)	0:11.68 (1400m)
Top Speed [km/h] (Section)	62.7 (Overall)
Race State	Finished



Doomben QLD Professional

Race 4: XXXX DRY Maiden Handicap - 1640m

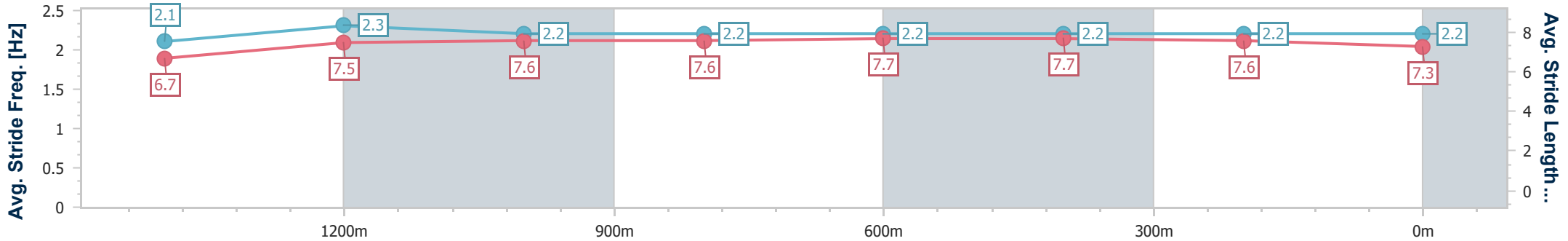
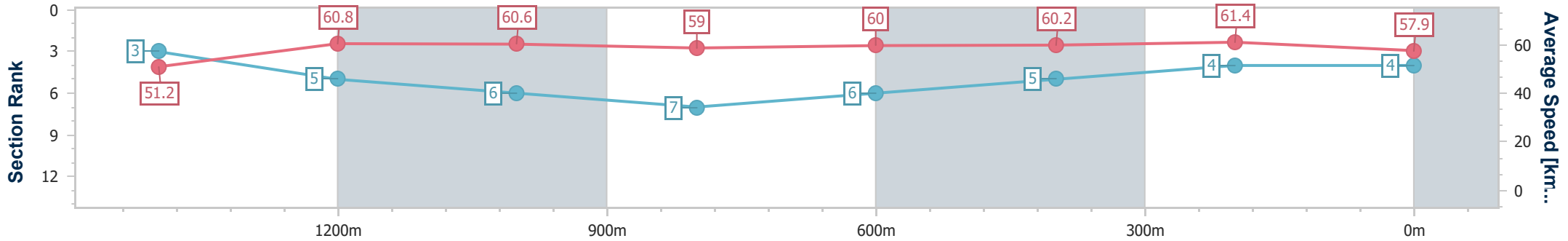
15 February 2023 - 15:24

Track Rating: Soft 5, Weather: Overcast, Rail Position: +6m Entire Course



BRISBANE RACING CLUB

Section	Overall	1400m	1200m	1000m	800m	600m	400m	200m
Section Times	1:40.57 [4] (0:16.83)	1:23.74 [3] (0:11.68)	1:12.06 [5] (0:11.90)	1:00.16 [6] (0:12.17)	0:47.99 [7] (0:11.92)	0:36.07 [6] (0:11.93)	0:24.14 [5] (0:11.70)	0:12.44 [4] (0:12.44)
Average Speed [km/h]	51.2	60.8	60.6	59.0	60.0	60.2	61.4	57.9
Top Speed [km/h]	62.7	62.5	61.7	61.3	61.7	62.0	62.3	61.0
Avg. Dist. to Rail [m]	1.1	2.0	0.5	0.4	1.1	0.7	0.7	0.4
Avg. Stride Freq. [Hz]	2.1	2.3	2.2	2.2	2.2	2.2	2.2	2.2
Avg. Stride Length [m]	6.7	7.5	7.6	7.6	7.7	7.7	7.6	7.3



- [] Ranking at each section and finish
- .-.- No data available at this section
- NA No data available



Horse/Jockey Name	Tantalum
Final Rank	5
Fastest Section Time (Section)	0:11.63 (400m)
Top Speed [km/h] (Section)	62.9 (400m)
Race State	Finished



Doomben QLD Professional

Race 4: XXXX DRY Maiden Handicap - 1640m

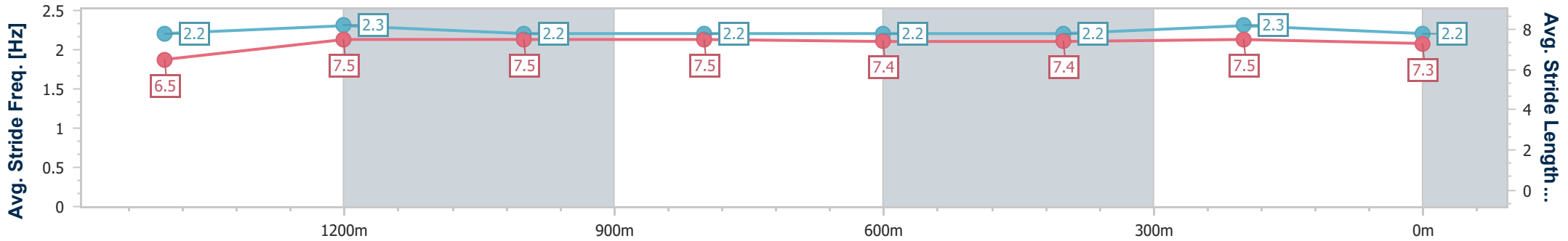
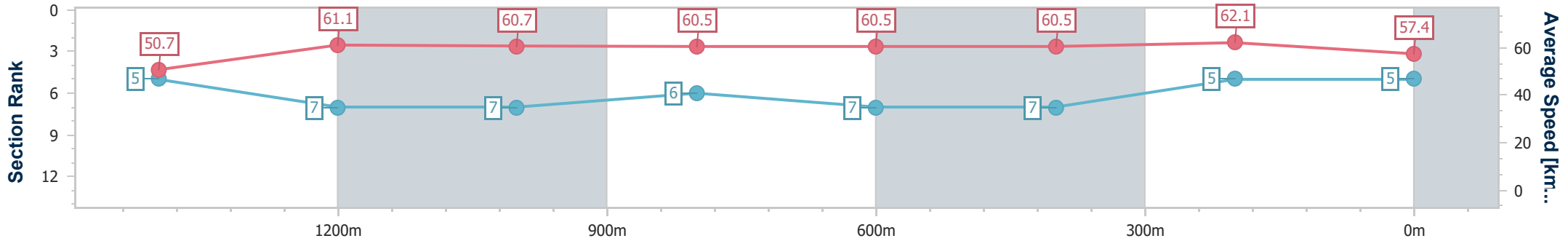
15 February 2023 - 15:24

Track Rating: Soft 5, Weather: Overcast, Rail Position: +6m Entire Course



BRISBANE RACING CLUB

Section	Overall	1400m	1200m	1000m	800m	600m	400m	200m
Section Times	1:40.65 [5] (0:17.01)	1:23.64 [5] (0:11.72)	1:11.92 [7] (0:11.87)	1:00.05 [7] (0:11.92)	0:48.13 [6] (0:11.95)	0:36.18 [7] (0:12.00)	0:24.18 [7] (0:11.63)	0:12.55 [5] (0:12.55)
Average Speed [km/h]	50.7	61.1	60.7	60.5	60.5	60.5	62.1	57.4
Top Speed [km/h]	62.9	62.9	62.3	62.4	61.8	61.7	62.9	60.3
Avg. Dist. to Rail [m]	0.9	1.0	0.4	0.8	0.5	1.1	3.1	3.0
Avg. Stride Freq. [Hz]	2.2	2.3	2.2	2.2	2.2	2.2	2.3	2.2
Avg. Stride Length [m]	6.5	7.5	7.5	7.5	7.4	7.4	7.5	7.3



- [] Ranking at each section and finish
- .-.- No data available at this section
- NA No data available



Horse/Jockey Name	Different Road
Final Rank	6
Fastest Section Time (Section)	0:11.50 (1400m)
Top Speed [km/h] (Section)	65.4 (1400m)
Race State	Finished

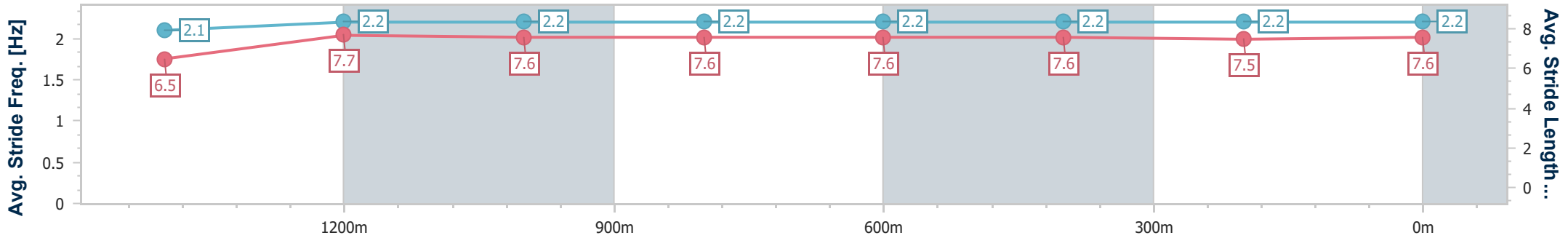
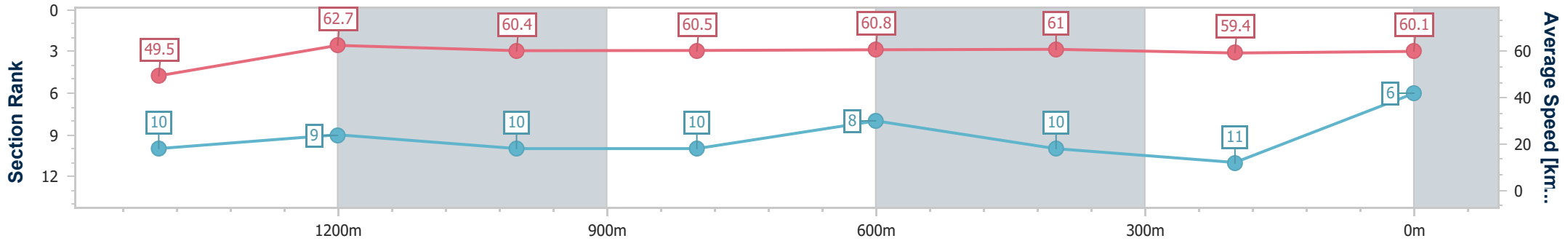


Doomben QLD Professional
Race 4: XXXX DRY Maiden Handicap - 1640m
 15 February 2023 - 15:24
 Track Rating: Soft 5, Weather: Overcast, Rail Position: +6m Entire Course



BRISBANE
 RACING CLUB

Section	Overall	1400m	1200m	1000m	800m	600m	400m	200m
Section Times	1:40.76 [6] (0:17.50)	1:23.26 [10] (0:11.50)	1:11.76 [9] (0:11.92)	0:59.84 [10] (0:11.91)	0:47.93 [10] (0:11.86)	0:36.07 [8] (0:11.92)	0:24.15 [10] (0:12.17)	0:11.98 [11] (0:11.98)
Average Speed [km/h]	49.5	62.7	60.4	60.5	60.8	61.0	59.4	60.1
Top Speed [km/h]	62.5	65.4	62.1	62.6	62.5	63.0	62.8	61.7
Avg. Dist. to Rail [m]	4.4	0.2	0.6	0.6	0.6	1.5	4.0	5.6
Avg. Stride Freq. [Hz]	2.1	2.2	2.2	2.2	2.2	2.2	2.2	2.2
Avg. Stride Length [m]	6.5	7.7	7.6	7.6	7.6	7.6	7.5	7.6



- [] Ranking at each section and finish
- .-.- No data available at this section
- NA No data available



Horse/Jockey Name	Preferral
Final Rank	7
Fastest Section Time (Section)	0:11.70 (1400m)
Top Speed [km/h] (Section)	65.0 (Overall)
Race State	Finished

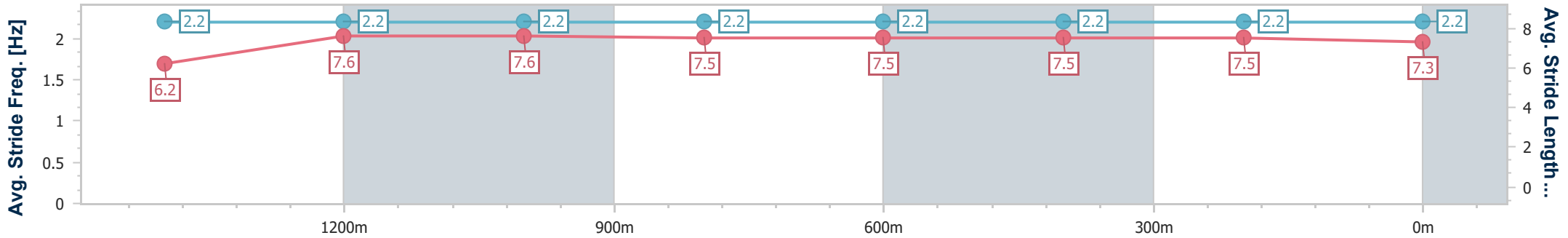
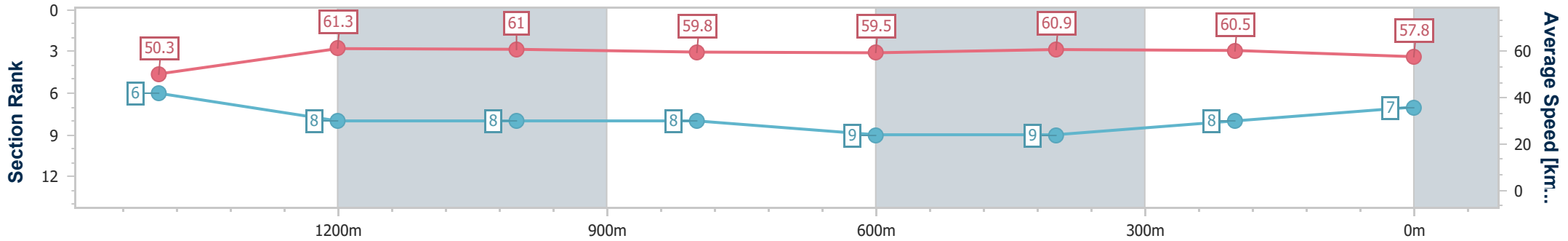


Doomben QLD Professional
Race 4: XXXX DRY Maiden Handicap - 1640m
 15 February 2023 - 15:24
 Track Rating: Soft 5, Weather: Overcast, Rail Position: +6m Entire Course



BRISBANE
 RACING CLUB

Section	Overall	1400m	1200m	1000m	800m	600m	400m	200m
Section Times	1:40.89 [7] (0:17.13)	1:23.76 [6] (0:11.70)	1:12.06 [8] (0:11.78)	1:00.28 [8] (0:12.03)	0:48.25 [8] (0:12.09)	0:36.16 [9] (0:11.80)	0:24.36 [9] (0:11.89)	0:12.47 [8] (0:12.47)
Average Speed [km/h]	50.3	61.3	61.0	59.8	59.5	60.9	60.5	57.8
Top Speed [km/h]	65.0	63.3	62.4	62.1	62.0	62.3	62.4	59.1
Avg. Dist. to Rail [m]	1.3	0.9	0.6	0.3	0.4	0.5	1.1	2.9
Avg. Stride Freq. [Hz]	2.2	2.2	2.2	2.2	2.2	2.2	2.2	2.2
Avg. Stride Length [m]	6.2	7.6	7.6	7.5	7.5	7.5	7.5	7.3



- [] Ranking at each section and finish
- .-.- No data available at this section
- NA No data available



Horse/Jockey Name	Bramble Bay
Final Rank	8
Fastest Section Time (Section)	0:11.69 (1400m)
Top Speed [km/h] (Section)	63.6 (1400m)
Race State	Finished

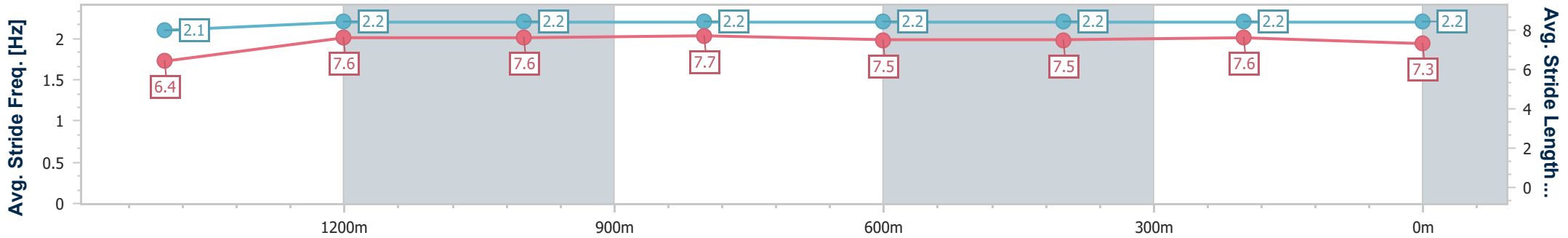
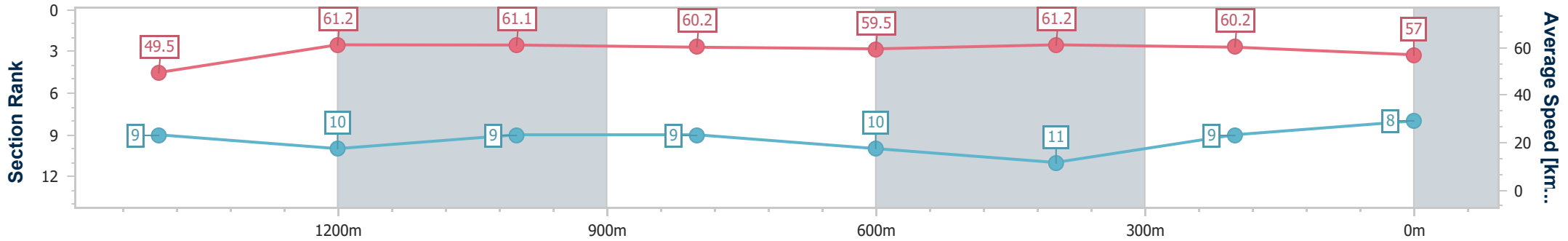


Doomben QLD Professional
Race 4: XXXX DRY Maiden Handicap - 1640m
 15 February 2023 - 15:24
 Track Rating: Soft 5, Weather: Overcast, Rail Position: +6m Entire Course



BRISBANE
RACING CLUB

Section	Overall	1400m	1200m	1000m	800m	600m	400m	200m						
Section Times	1:41.28 [8] (0:17.41)	1:23.87 [9] (0:11.69)	1:12.18 [10] (0:11.80)	1:00.38 [9] (0:11.94)	0:48.44 [9] (0:12.06)	0:36.38 [10] (0:11.79)	0:24.59 [11] (0:11.98)	0:12.61 [9] (0:12.61)						
Average Speed [km/h]	49.5	61.2	61.1	60.2	59.5	61.2	60.2	57.0						
Top Speed [km/h]	61.6	63.6	62.0	62.3	62.1	62.6	61.0	59.0						
Avg. Dist. to Rail [m]	0.8	0.8	0.4	0.3	0.5	0.3	1.4	3.2						
Avg. Stride Freq. [Hz]	2.1	2.2	2.2	2.2	2.2	2.2	2.2	2.2						
Avg. Stride Length [m]	6.4	7.6	7.6	7.7	7.5	7.5	7.6	7.3						



- [] Ranking at each section and finish
- .-.- No data available at this section
- NA No data available



Horse/Jockey Name	Chayse'n' The King
Final Rank	9
Fastest Section Time (Section)	0:11.11 (1400m)
Top Speed [km/h] (Section)	66.3 (1400m)
Race State	Finished

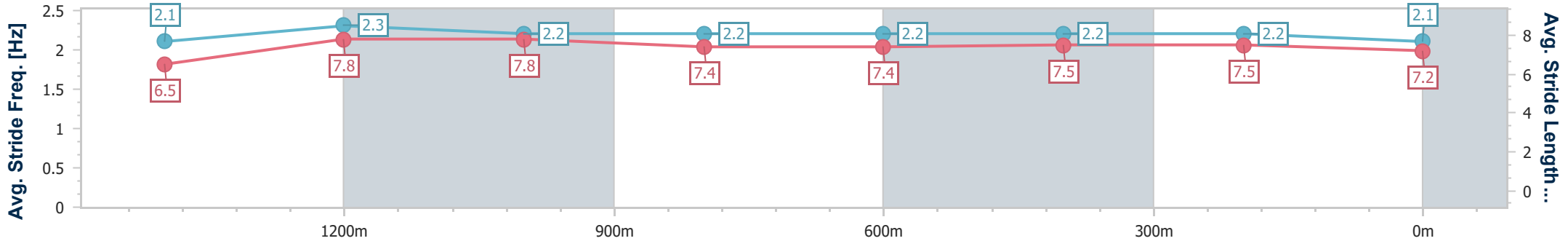
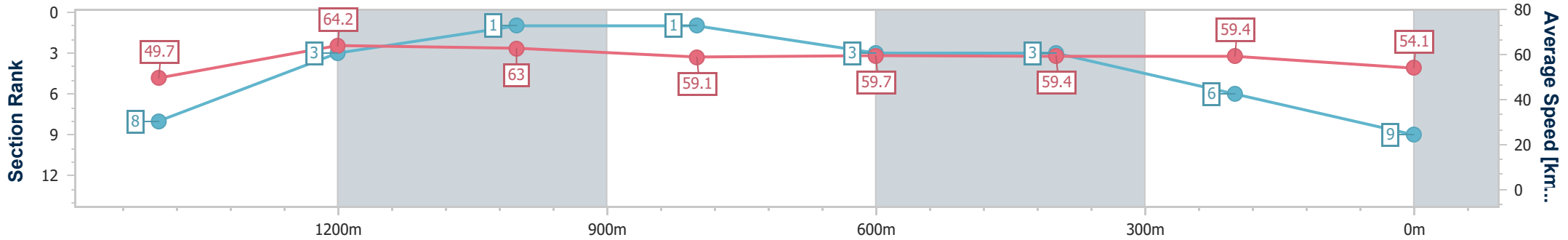


Doomben QLD Professional
Race 4: XXXX DRY Maiden Handicap - 1640m
 15 February 2023 - 15:24
 Track Rating: Soft 5, Weather: Overcast, Rail Position: +6m Entire Course



BRISBANE
RACING CLUB

Section	Overall	1400m	1200m	1000m	800m	600m	400m	200m
Section Times	1:41.53 [9] (0:17.29)	1:24.24 [8] (0:11.11)	1:13.13 [3] (0:11.44)	1:01.69 [1] (0:12.14)	0:49.55 [1] (0:12.05)	0:37.50 [3] (0:12.09)	0:25.41 [3] (0:12.10)	0:13.31 [6] (0:13.31)
Average Speed [km/h]	49.7	64.2	63.0	59.1	59.7	59.4	59.4	54.1
Top Speed [km/h]	66.0	66.3	63.7	61.0	60.3	60.2	60.9	57.3
Avg. Dist. to Rail [m]	2.7	1.6	0.9	1.0	0.4	0.4	0.3	0.8
Avg. Stride Freq. [Hz]	2.1	2.3	2.2	2.2	2.2	2.2	2.2	2.1
Avg. Stride Length [m]	6.5	7.8	7.8	7.4	7.4	7.5	7.5	7.2



- [] Ranking at each section and finish
- .-.- No data available at this section
- NA No data available



Horse/Jockey Name	Not A Fat Boy
Final Rank	10
Fastest Section Time (Section)	0:11.54 (1400m)
Top Speed [km/h] (Section)	67.2 (Overall)
Race State	Finished

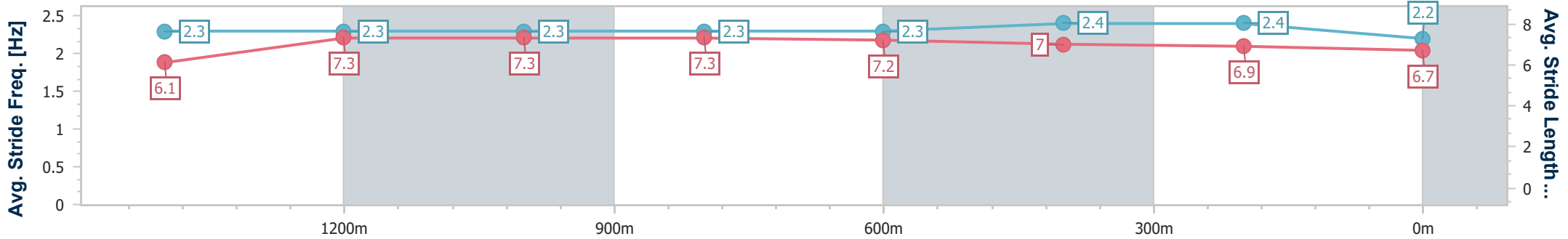
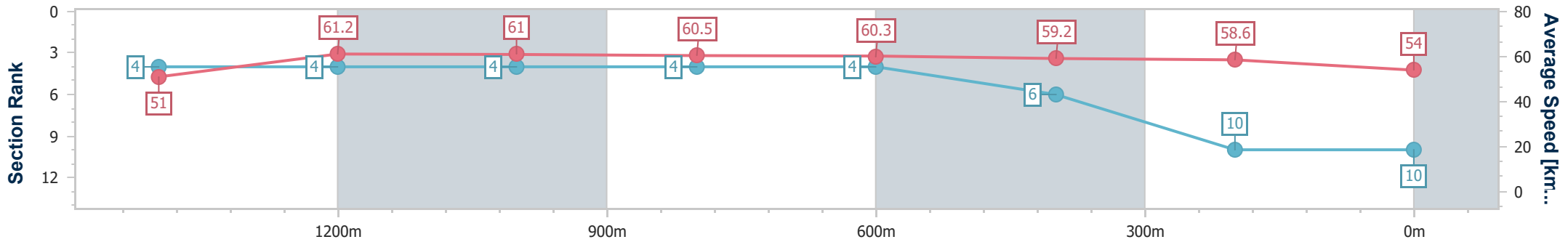


Doomben QLD Professional
Race 4: XXXX DRY Maiden Handicap - 1640m
 15 February 2023 - 15:24
 Track Rating: Soft 5, Weather: Overcast, Rail Position: +6m Entire Course



BRISBANE
 RACING CLUB

Section	Overall	1400m	1200m	1000m	800m	600m	400m	200m
Section Times	1:42.09 [10] (0:16.90)	1:25.19 [4] (0:11.54)	1:13.65 [4] (0:11.81)	1:01.84 [4] (0:11.93)	0:49.91 [4] (0:11.98)	0:37.93 [4] (0:12.26)	0:25.67 [6] (0:12.34)	0:13.33 [10] (0:13.33)
Average Speed [km/h]	51.0	61.2	61.0	60.5	60.3	59.2	58.6	54.0
Top Speed [km/h]	67.2	63.9	62.7	62.8	61.0	60.7	60.0	56.6
Avg. Dist. to Rail [m]	1.8	2.9	1.0	0.2	0.8	1.7	3.1	3.3
Avg. Stride Freq. [Hz]	2.3	2.3	2.3	2.3	2.3	2.4	2.4	2.2
Avg. Stride Length [m]	6.1	7.3	7.3	7.3	7.2	7.0	6.9	6.7



- [] Ranking at each section and finish
- .-.- No data available at this section
- NA No data available



Horse/Jockey Name	Devine Falls
Final Rank	11
Fastest Section Time (Section)	0:11.50 (1400m)
Top Speed [km/h] (Section)	64.2 (1400m)
Race State	Finished

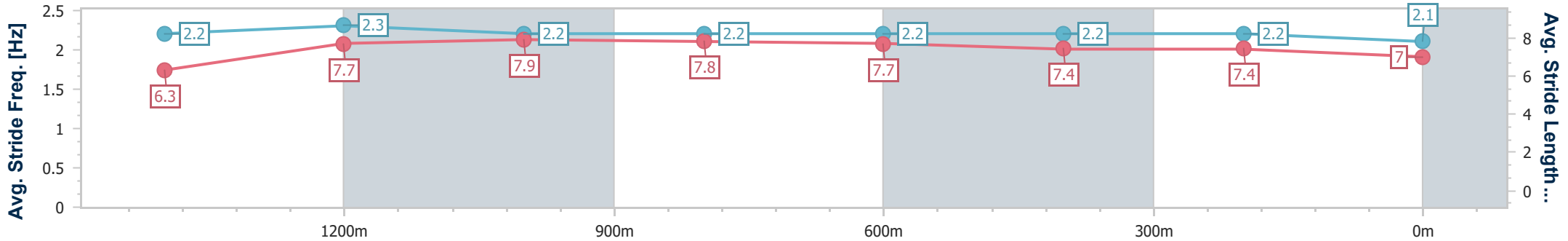
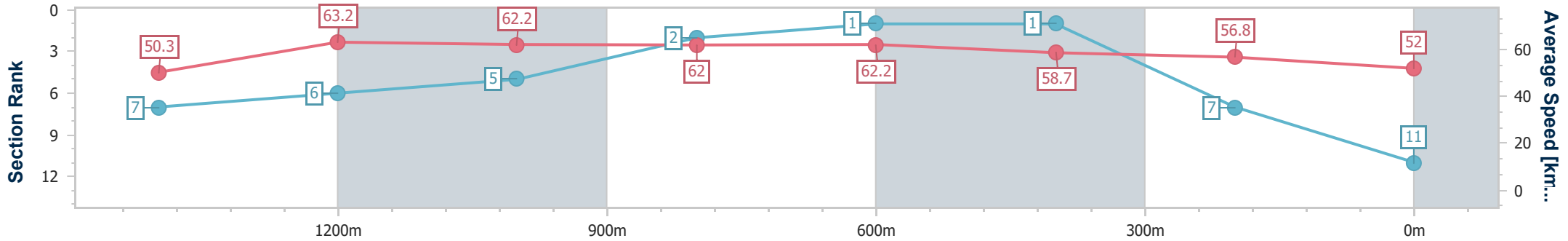


Doomben QLD Professional
Race 4: XXXX DRY Maiden Handicap - 1640m
 15 February 2023 - 15:24
 Track Rating: Soft 5, Weather: Overcast, Rail Position: +6m Entire Course



BRISBANE
RACING CLUB

Section	Overall	1400m	1200m	1000m	800m	600m	400m	200m
Section Times	1:42.15 [11] (0:17.20)	1:24.95 [7] (0:11.50)	1:13.45 [6] (0:11.57)	1:01.88 [5] (0:11.69)	0:50.19 [2] (0:11.57)	0:38.62 [1] (0:12.15)	0:26.47 [1] (0:12.60)	0:13.87 [7] (0:13.87)
Average Speed [km/h]	50.3	63.2	62.2	62.0	62.2	58.7	56.8	52.0
Top Speed [km/h]	63.4	64.2	63.5	63.5	63.8	61.0	58.3	54.7
Avg. Dist. to Rail [m]	3.2	1.3	2.8	2.5	0.7	1.5	1.4	0.7
Avg. Stride Freq. [Hz]	2.2	2.3	2.2	2.2	2.2	2.2	2.2	2.1
Avg. Stride Length [m]	6.3	7.7	7.9	7.8	7.7	7.4	7.4	7.0



- [] Ranking at each section and finish
- .-.-.- No data available at this section
- NA No data available