



**Sunshine Coast QLD Professional**  
**Race 1: CALOUNDRA RSL SUB BRANCH Maiden Plate - 2200m**  
 17 February 2023 - 18:07



Track Rating: Soft 5, Weather: Fine, Rail Position: +7

Section		Overall	2000m	1800m	1600m	1400m	1200m	1000m	Last 600m				
Field Times		2:22.67 (0:16.21)	2:06.46 (0:12.32)	1:54.14 (0:12.71)	1:41.43 (0:12.88)	1:28.55 (0:13.14)	1:15.41 (0:13.48)	1:01.93 (0:13.35)	0:35.84				
Rank	TAB Horse/Jockey	Barrier	Top Speed [km/h]	Fastest Section									Distance Travelled [m]
1	5 ZELSON Adin Thompson	5	64.6 400m	0:11.35 400m	2:22.67 [1] (0:16.65)	2:06.02 [4] (0:12.37)	1:53.65 [4] (0:12.69)	1:40.96 [4] (0:12.84)	1:28.12 [4] (0:13.14)	1:14.98 [4] (0:13.46)	1:01.52 [4] (0:13.30)	0:35.51	
2	2 KATDEEL James Orman	3	64.0 400m	0:11.47 400m	2:22.90 [2] (0:16.43)	2:06.47 [2] (0:12.27)	1:54.20 [2] (0:12.66)	1:41.54 [2] (0:12.93)	1:28.61 [2] (0:13.09)	1:15.52 [2] (0:13.41)	1:02.11 [2] (0:13.33)	0:36.01	-4
3	4 RED OSCAR Wanderson D'Avila	4	63.6 400m	0:11.50 400m	2:23.15 [3] (0:16.87)	2:06.28 [5] (0:12.42)	1:53.86 [5] (0:12.65)	1:41.21 [5] (0:12.74)	1:28.47 [5] (0:13.21)	1:15.26 [5] (0:13.46)	1:01.80 [5] (0:13.42)	0:35.65	-7
4	6 BANTAMWEIGHT Luke Tarrant	6	61.6 Overall	0:11.85 400m	2:23.18 [4] (0:16.58)	2:06.60 [3] (0:12.24)	1:54.36 [3] (0:12.64)	1:41.72 [3] (0:12.89)	1:28.83 [3] (0:13.16)	1:15.67 [3] (0:13.49)	1:02.18 [3] (0:13.40)	0:36.13	-10
5	3 PERFECT IMPACT Samantha Collett	2	62.0 Overall	0:12.32 2000m	2:25.09 [5] (0:16.21)	2:08.88 [1] (0:12.32)	1:56.56 [1] (0:12.71)	1:43.85 [1] (0:12.88)	1:30.97 [1] (0:13.14)	1:17.83 [1] (0:13.48)	1:04.35 [1] (0:13.35)	0:38.26	-10

Scratched: Hoke's Run (#1)

[ ] Ranking at each section and finish  
 -:-:- No data available at this section  
 NA No data available

SCN Saddle cloth number  
 DNF Did not finish  
 DNT Did not track



**Sunshine Coast QLD Professional**  
**Race 1: CALOUNDRA RSL SUB BRANCH Maiden Plate - 2200m**  
**17 February 2023 - 18:07**



Track Rating: Soft 5, Weather: Fine, Rail Position: +7

Section		Field Times				800m		600m		400m		200m		Last 600m	
Rank	TAB	Horse/Jockey	Barrier	Top Speed [km/h]	Fastest Section										
1	5	<b>ZELSON</b> Adin Thompson	5	64.6 400m	0:11.35 400m	0:48.22 [4] (0:12.71)	0:35.51 [4] (0:12.10)	0:23.41 [3] (0:11.35)	0:12.06 [1] (0:12.06)	2:22.67	0:35.51				
2	2	<b>KATDEEL</b> James Orman	3	64.0 400m	0:11.47 400m	0:48.78 [2] (0:12.77)	0:36.01 [2] (0:12.36)	0:23.65 [4] (0:11.47)	0:12.18 [2] (0:12.18)	1.3L	0:36.01			-4	
3	4	<b>RED OSCAR</b> Wanderson D'Avila	4	63.6 400m	0:11.50 400m	0:48.38 [5] (0:12.73)	0:35.65 [5] (0:12.27)	0:23.38 [5] (0:11.50)	0:11.88 [4] (0:11.88)	2.6L	0:35.65			-7	
4	6	<b>BANTAMWEIGHT</b> Luke Tarrant	6	61.6 Overall	0:11.85 400m	0:48.78 [3] (0:12.65)	0:36.13 [3] (0:12.24)	0:23.89 [2] (0:11.85)	0:12.04 [3] (0:12.04)	2.7L	0:36.13			-10	
5	3	<b>PERFECT IMPACT</b> Samantha Collett	2	62.0 Overall	0:12.32 2000m	0:51.00 [1] (0:12.74)	0:38.26 [1] (0:12.32)	0:25.94 [1] (0:12.46)	0:13.48 [5] (0:13.48)	13.7L	0:38.26			-10	

Scratched: Hoke's Run (#1)

[ ] Ranking at each section and finish  
 -:-:-:- No data available at this section  
 NA No data available

SCN Saddle cloth number  
 DNF Did not finish  
 DNT Did not track



Horse/Jockey Name	Zelson
Final Rank	1
Fastest Section Time (Section)	0:11.35 (400m)
Top Speed [km/h] (Section)	64.6 (400m)
Race State	Finished



Sunshine Coast QLD Professional

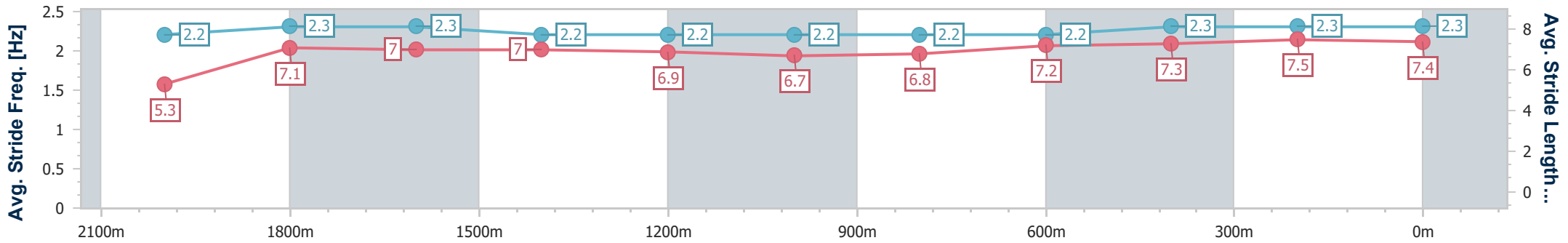
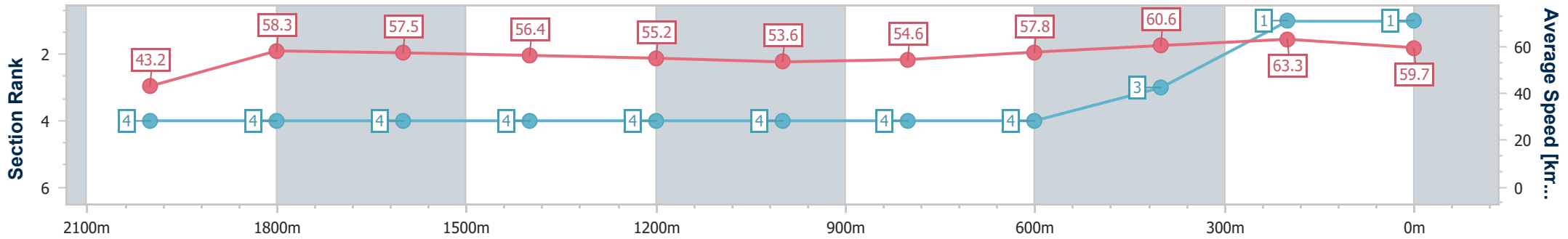
Race 1: CALOUNDRA RSL SUB BRANCH Maiden Plate - 2200m



17 February 2023 - 18:07

Track Rating: Soft 5, Weather: Fine, Rail Position: +7

Section	Overall	2000m	1800m	1600m	1400m	1200m	1000m	800m	600m	400m	200m
Section Times	2:22.67 [1] (0:16.65)	2:06.02 [4] (0:12.37)	1:53.65 [4] (0:12.69)	1:40.96 [4] (0:12.84)	1:28.12 [4] (0:13.14)	1:14.98 [4] (0:13.46)	1:01.52 [4] (0:13.30)	0:48.22 [4] (0:12.71)	0:35.51 [4] (0:12.10)	0:23.41 [3] (0:11.35)	0:12.06 [1] (0:12.06)
Average Speed [km/h]	43.2	58.3	57.5	56.4	55.2	53.6	54.6	57.8	60.6	63.3	59.7
Top Speed [km/h]	60.6	60.5	58.4	57.5	56.7	54.3	58.0	59.2	62.6	64.6	62.6
Avg. Dist. to Rail [m]	6.6	0.4	2.0	2.8	3.1	3.1	3.0	3.4	2.9	3.1	3.2
Avg. Stride Freq. [Hz]	2.2	2.3	2.3	2.2	2.2	2.2	2.2	2.2	2.3	2.3	2.3
Avg. Stride Length [m]	5.3	7.1	7.0	7.0	6.9	6.7	6.8	7.2	7.3	7.5	7.4



- [ ] Ranking at each section and finish
- .-.- No data available at this section
- NA No data available



Horse/Jockey Name	Katdeel
Final Rank	2
Fastest Section Time (Section)	0:11.47 (400m)
Top Speed [km/h] (Section)	64.0 (400m)
Race State	Finished



Sunshine Coast QLD Professional

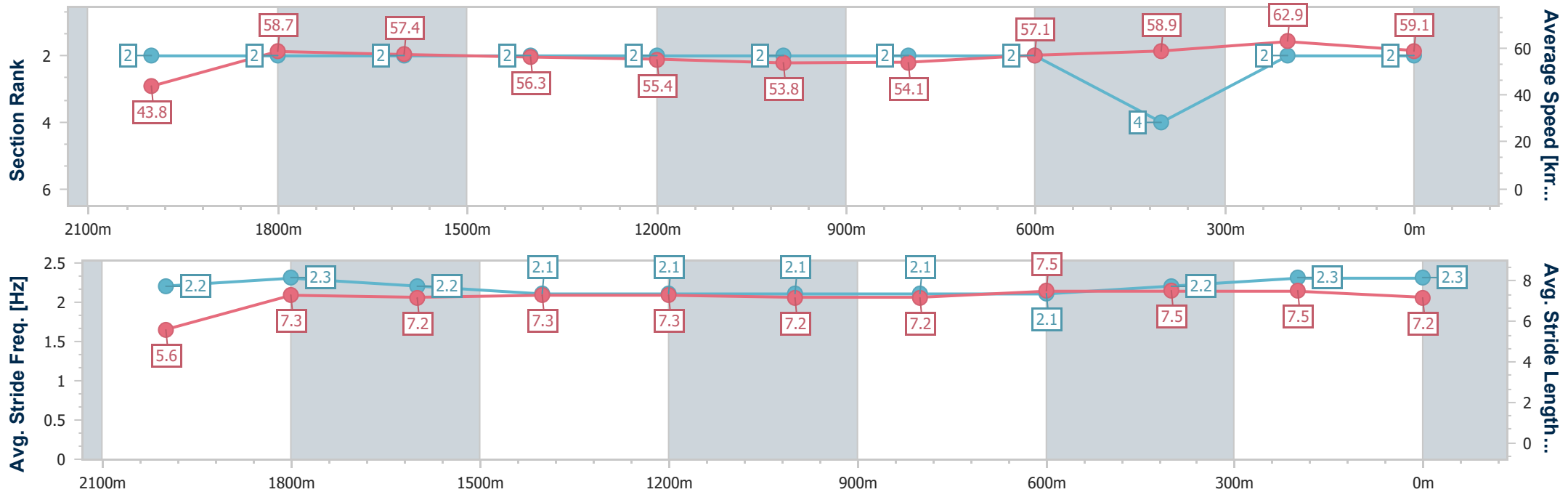
Race 1: CALOUNDRA RSL SUB BRANCH Maiden Plate - 2200m



17 February 2023 - 18:07

Track Rating: Soft 5, Weather: Fine, Rail Position: +7

Section	Overall	2000m	1800m	1600m	1400m	1200m	1000m	800m	600m	400m	200m
Section Times	2:22.90 [2] (0:16.43)	2:06.47 [2] (0:12.27)	1:54.20 [2] (0:12.66)	1:41.54 [2] (0:12.93)	1:28.61 [2] (0:13.09)	1:15.52 [2] (0:13.41)	1:02.11 [2] (0:13.33)	0:48.78 [2] (0:12.77)	0:36.01 [2] (0:12.36)	0:23.65 [4] (0:11.47)	0:12.18 [2] (0:12.18)
Average Speed [km/h]	43.8	58.7	57.4	56.3	55.4	53.8	54.1	57.1	58.9	62.9	59.1
Top Speed [km/h]	60.6	59.7	59.3	58.1	56.1	54.7	56.3	58.1	60.8	64.0	62.1
Avg. Dist. to Rail [m]	6.6	0.5	1.7	3.2	2.7	1.8	1.2	2.0	2.2	0.3	0.3
Avg. Stride Freq. [Hz]	2.2	2.3	2.2	2.1	2.1	2.1	2.1	2.1	2.2	2.3	2.3
Avg. Stride Length [m]	5.6	7.3	7.2	7.3	7.3	7.2	7.2	7.5	7.5	7.5	7.2



- [ ] Ranking at each section and finish
- .-.- No data available at this section
- NA No data available



Horse/Jockey Name	Red Oscar
Final Rank	3
Fastest Section Time (Section)	0:11.50 (400m)
Top Speed [km/h] (Section)	63.6 (400m)
Race State	Finished



Sunshine Coast QLD Professional

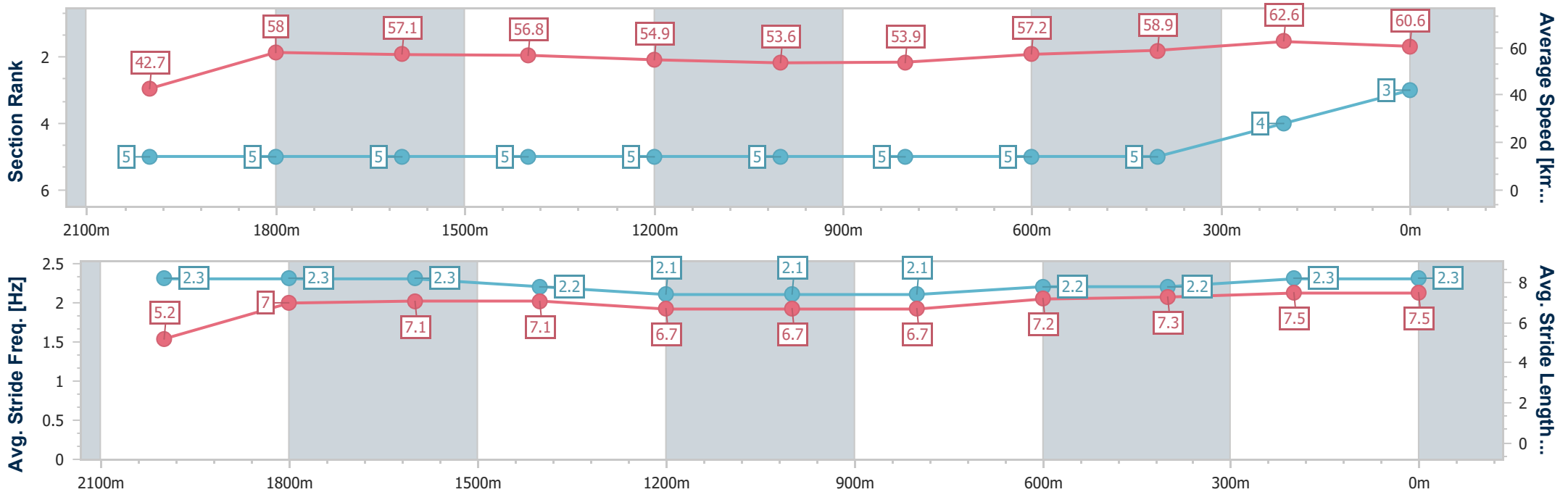
Race 1: CALOUNDRA RSL SUB BRANCH Maiden Plate - 2200m



17 February 2023 - 18:07

Track Rating: Soft 5, Weather: Fine, Rail Position: +7

Section	Overall	2000m	1800m	1600m	1400m	1200m	1000m	800m	600m	400m	200m
Section Times	2:23.15 [3] (0:16.87)	2:06.28 [5] (0:12.42)	1:53.86 [5] (0:12.65)	1:41.21 [5] (0:12.74)	1:28.47 [5] (0:13.21)	1:15.26 [5] (0:13.46)	1:01.80 [5] (0:13.42)	0:48.38 [5] (0:12.73)	0:35.65 [5] (0:12.27)	0:23.38 [5] (0:11.50)	0:11.88 [4] (0:11.88)
Average Speed [km/h]	42.7	58.0	57.1	56.8	54.9	53.6	53.9	57.2	58.9	62.6	60.6
Top Speed [km/h]	60.5	60.1	58.1	57.6	56.1	54.2	57.0	58.5	61.0	63.6	62.6
Avg. Dist. to Rail [m]	6.6	0.2	0.8	1.5	2.3	2.3	2.1	2.2	0.7	2.8	2.7
Avg. Stride Freq. [Hz]	2.3	2.3	2.3	2.2	2.1	2.1	2.1	2.2	2.2	2.3	2.3
Avg. Stride Length [m]	5.2	7.0	7.1	7.1	6.7	6.7	6.7	7.2	7.3	7.5	7.5



- [ ] Ranking at each section and finish
- .-.- No data available at this section
- NA No data available



Horse/Jockey Name	Bantamweight
Final Rank	4
Fastest Section Time (Section)	0:11.85 (400m)
Top Speed [km/h] (Section)	61.6 (Overall)
Race State	Finished



Sunshine Coast QLD Professional

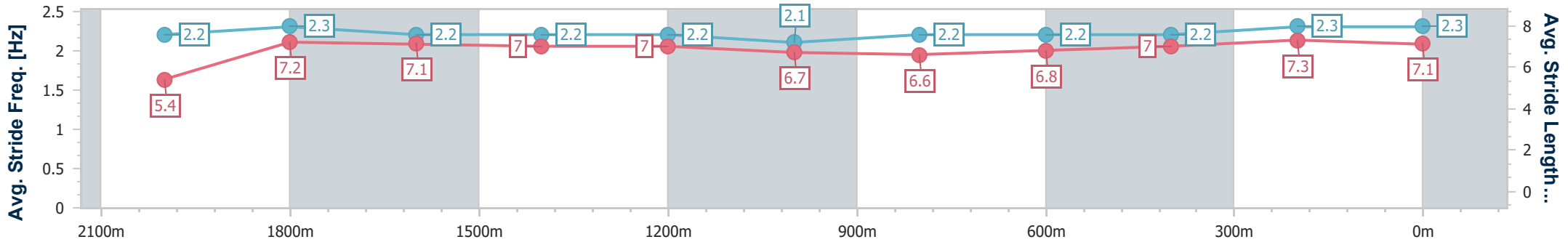
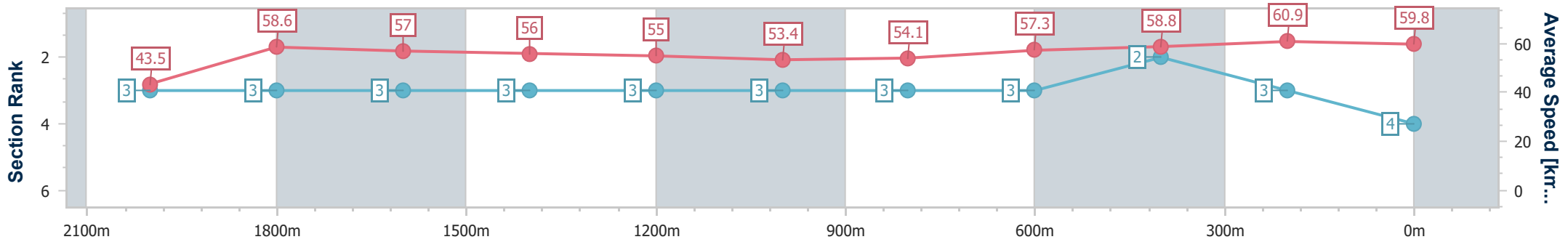
Race 1: CALOUNDRA RSL SUB BRANCH Maiden Plate - 2200m



17 February 2023 - 18:07

Track Rating: Soft 5, Weather: Fine, Rail Position: +7

Section	Overall	2000m	1800m	1600m	1400m	1200m	1000m	800m	600m	400m	200m
Section Times	2:23.18 [4] (0:16.58)	2:06.60 [3] (0:12.24)	1:54.36 [3] (0:12.64)	1:41.72 [3] (0:12.89)	1:28.83 [3] (0:13.16)	1:15.67 [3] (0:13.49)	1:02.18 [3] (0:13.40)	0:48.78 [3] (0:12.65)	0:36.13 [3] (0:12.24)	0:23.89 [2] (0:11.85)	0:12.04 [3] (0:12.04)
Average Speed [km/h]	43.5	58.6	57.0	56.0	55.0	53.4	54.1	57.3	58.8	60.9	59.8
Top Speed [km/h]	61.6	61.0	57.7	57.0	55.6	54.3	57.0	58.4	59.8	61.4	61.3
Avg. Dist. to Rail [m]	7.2	0.7	0.4	1.6	1.8	2.2	2.0	1.3	0.5	2.0	1.5
Avg. Stride Freq. [Hz]	2.2	2.3	2.2	2.2	2.2	2.1	2.2	2.2	2.2	2.3	2.3
Avg. Stride Length [m]	5.4	7.2	7.1	7.0	7.0	6.7	6.6	6.8	7.0	7.3	7.1



- [ ] Ranking at each section and finish
- .-.- No data available at this section
- NA No data available



Horse/Jockey Name	Perfect Impact
Final Rank	5
Fastest Section Time (Section)	0:12.32 (2000m)
Top Speed [km/h] (Section)	62.0 (Overall)
Race State	Finished



Sunshine Coast QLD Professional

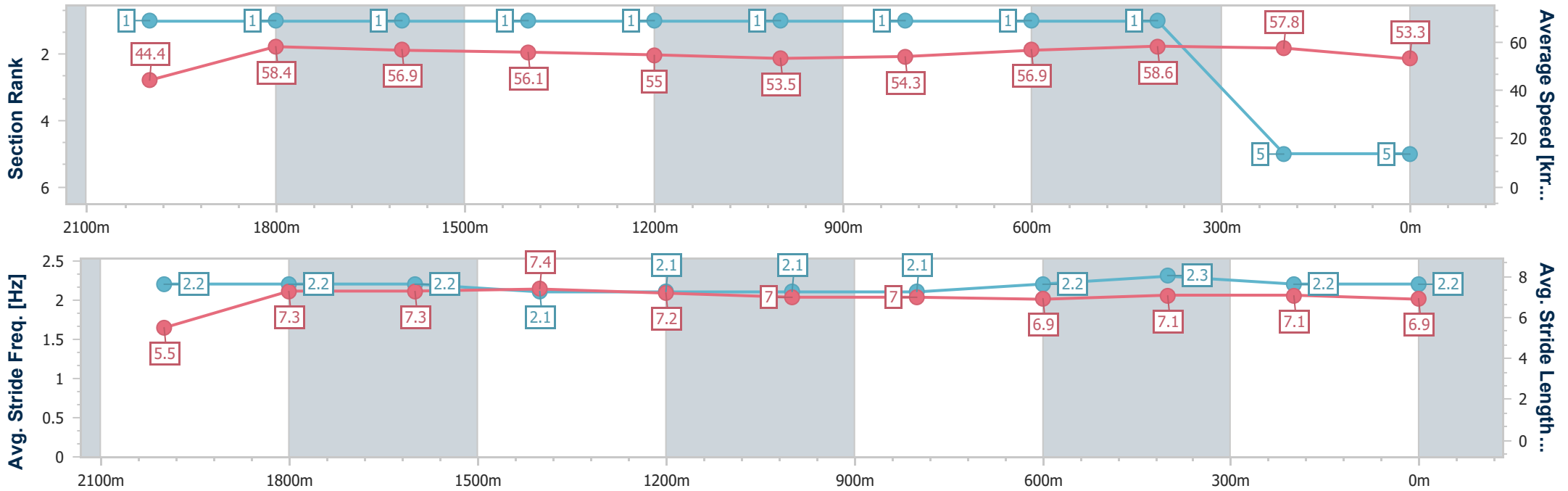
Race 1: CALOUNDRA RSL SUB BRANCH Maiden Plate - 2200m



17 February 2023 - 18:07

Track Rating: Soft 5, Weather: Fine, Rail Position: +7

Section	Overall	2000m	1800m	1600m	1400m	1200m	1000m	800m	600m	400m	200m
Section Times	2:25.09 [5] (0:16.21)	2:08.88 [1] (0:12.32)	1:56.56 [1] (0:12.71)	1:43.85 [1] (0:12.88)	1:30.97 [1] (0:13.14)	1:17.83 [1] (0:13.48)	1:04.35 [1] (0:13.35)	0:51.00 [1] (0:12.74)	0:38.26 [1] (0:12.32)	0:25.94 [1] (0:12.46)	0:13.48 [5] (0:13.48)
Average Speed [km/h]	44.4	58.4	56.9	56.1	55.0	53.5	54.3	56.9	58.6	57.8	53.3
Top Speed [km/h]	62.0	60.7	57.5	56.7	56.0	54.6	55.8	58.3	59.4	59.0	56.3
Avg. Dist. to Rail [m]	6.0	0.3	0.7	1.5	1.9	1.9	2.0	1.3	0.3	1.0	1.0
Avg. Stride Freq. [Hz]	2.2	2.2	2.2	2.1	2.1	2.1	2.1	2.2	2.3	2.2	2.2
Avg. Stride Length [m]	5.5	7.3	7.3	7.4	7.2	7.0	7.0	6.9	7.1	7.1	6.9



- [ ] Ranking at each section and finish
- .-.- No data available at this section
- NA No data available