



Sunshine Coast QLD Professional

Race 5: THE BRANDING OFFICE Maiden Plate - 1600m

26 February 2023 - 14:47



Track Rating: Soft 5, Weather: Fine, Rail Position: +9m Entire Course

Section		Overall											Last 600m	
Field Times		1:38.51											0:36.63	
		(0:13.11)											(0:12.25)	
		1400m	1200m	1000m	800m	600m	400m							
		1:25.40	1:13.77	1:01.70	0:49.27	0:36.63	0:24.38					0:36.63		
		(0:11.63)	(0:12.07)	(0:12.43)	(0:12.64)	(0:12.25)	(0:12.01)							
Rank	TAB	Horse/Jockey	Barrier	Top Speed [km/h]	Fastest Section	Overall	1400m	1200m	1000m	800m	600m	400m	Last 600m	Distance Travelled [m]
1	4	STAR CHANCE	4	64.2	0:11.72	1:38.51 [1]	1:24.84 [8]	1:13.12 [8]	1:01.03 [8]	0:48.52 [8]	0:36.06 [8]	0:23.91 [9]	0:36.06	
		Adin Thompson		Overall	1400m	(0:13.67)	(0:11.72)	(0:12.09)	(0:12.51)	(0:12.46)	(0:12.15)	(0:11.74)		
2	12	KALENDS	13	64.5	0:11.76	1:38.59 [2]	1:25.20 [3]	1:13.44 [5]	1:01.36 [4]	0:48.89 [4]	0:36.43 [6]	0:24.24 [5]	0:36.43	-2
		Kyle Wilson-Taylor		Overall	1400m	(0:13.39)	(0:11.76)	(0:12.08)	(0:12.47)	(0:12.46)	(0:12.19)	(0:11.79)		
3	8	LOOSE UNIT	14	65.4	0:11.69	1:38.70 [3]	1:25.25 [5]	1:13.56 [4]	1:01.36 [5]	0:48.88 [5]	0:36.66 [3]	0:24.52 [2]	0:36.66	-1
		Bailey Wheeler		1400m	1400m	(0:13.45)	(0:11.69)	(0:12.20)	(0:12.48)	(0:12.22)	(0:12.14)	(0:11.99)		
4	2	BLUE RAY	1	66.5	0:11.68	1:38.72 [4]	1:25.32 [4]	1:13.64 [3]	1:01.63 [3]	0:49.12 [3]	0:36.64 [4]	0:24.48 [3]	0:36.64	-4
		Samantha Collett		Overall	1400m	(0:13.40)	(0:11.68)	(0:12.01)	(0:12.51)	(0:12.48)	(0:12.16)	(0:12.12)		
5	9	BROOKLYN MAM	7	63.8	0:11.62	1:38.96 [5]	1:24.92 [11]	1:13.30 [10]	1:01.23 [9]	0:48.74 [9]	0:36.44 [10]	0:24.39 [8]	0:36.44	-3
		Ben Thompson		1400m	1400m	(0:14.04)	(0:11.62)	(0:12.07)	(0:12.49)	(0:12.30)	(0:12.05)	(0:11.81)		
6	7	LET RIP	11	65.0	0:11.67	1:39.09 [6]	1:25.44 [6]	1:13.77 [7]	1:01.70 [7]	0:49.19 [7]	0:36.94 [5]	0:24.84 [4]	0:36.94	+2
		Corey Bayliss		Overall	1400m	(0:13.65)	(0:11.67)	(0:12.07)	(0:12.51)	(0:12.25)	(0:12.10)	(0:11.97)		
7	15	SADDLES	16	62.0	0:11.86	1:39.28 [7]	1:25.19 [12]	1:13.17 [12]	1:00.78 [12]	0:48.46 [12]	0:36.51 [12]	0:24.42 [11]	0:36.51	+1
		Elione Chaves		1400m	400m	(0:14.09)	(0:12.02)	(0:12.39)	(0:12.32)	(0:11.95)	(0:12.09)	(0:11.86)		
8	11	MISS MANILOW	3	64.9	0:11.66	1:39.31 [8]	1:25.65 [7]	1:13.99 [6]	1:01.96 [6]	0:49.43 [6]	0:37.03 [7]	0:24.81 [7]	0:37.03	-3
		Sean Cormack		Overall	1400m	(0:13.66)	(0:11.66)	(0:12.03)	(0:12.53)	(0:12.40)	(0:12.22)	(0:12.10)		
9	6	IDLE DICE	6	63.1	0:11.75	1:39.78 [9]	1:25.92 [9]	1:14.17 [9]	1:02.01 [10]	0:49.54 [10]	0:37.28 [9]	0:25.14 [10]	0:37.28	+1
		Tiffani Brooker		Overall	1400m	(0:13.86)	(0:11.75)	(0:12.16)	(0:12.47)	(0:12.26)	(0:12.14)	(0:12.07)		
10	16	ACADIAN FOREST	10	65.9	0:11.61	1:39.79 [10]	1:26.53 [2]	1:14.92 [2]	1:02.87 [2]	0:50.37 [2]	0:37.80 [2]	0:25.37 [6]	0:37.80	+0
		Melea Castle		Overall	1400m	(0:13.26)	(0:11.61)	(0:12.05)	(0:12.50)	(0:12.57)	(0:12.43)	(0:12.25)		

Scratched: Black Suspect (#1), Galifianakis (#3), Callywag (#10), She's Got Sass (#13)

[] Ranking at each section and finish
 -:-:- No data available at this section
 NA No data available

SCN Saddle cloth number
 DNF Did not finish
 DNT Did not track



Sunshine Coast QLD Professional

Race 5: THE BRANDING OFFICE Maiden Plate - 1600m



26 February 2023 - 14:47

Track Rating: Soft 5, Weather: Fine, Rail Position: +9m Entire Course

Section	Overall	1400m	1200m	1000m	800m	600m	400m	Last 600m
Field Times	1:38.51 (0:13.11)	1:25.40 (0:11.63)	1:13.77 (0:12.07)	1:01.70 (0:12.43)	0:49.27 (0:12.64)	0:36.63 (0:12.25)	0:24.38 (0:12.01)	0:36.63

Rank	TAB	Horse/Jockey	Barrier	Top Speed [km/h]	Fastest Section	Overall	1400m	1200m	1000m	800m	600m	400m	Last 600m	Distance Travelled [m]
11	14	CALL ME HILTON Angela Jones	2	66.9 Overall	0:11.63 1400m	1:40.27 [11] (0:13.11)	1:27.16 [1] (0:11.63)	1:15.53 [1] (0:12.07)	1:03.46 [1] (0:12.43)	0:51.03 [1] (0:12.64)	0:38.39 [1] (0:12.25)	0:26.14 [1] (0:12.41)	0:38.39	-1
12	5	SUPER SHARES Boris Thornton	15	62.2 1400m	0:11.88 1400m	1:43.02 [12] (0:13.96)	1:29.06 [10] (0:11.88)	1:17.18 [11] (0:12.26)	1:04.92 [11] (0:12.38)	0:52.54 [11] (0:12.09)	0:40.45 [11] (0:12.44)	0:28.01 [12] (0:13.07)	0:40.45	+4

Scratched: Black Suspect (#1), Galifianakis (#3), Callywag (#10), She's Got Sass (#13)



Sunshine Coast QLD Professional
Race 5: THE BRANDING OFFICE Maiden Plate - 1600m
 26 February 2023 - 14:47



Track Rating: Soft 5, Weather: Fine, Rail Position: +9m Entire Course

Section							200m			Last 600m
Field Times							0:12.37			0:36.63
							(0:12.37)			
Rank	TAB	Horse/Jockey	Barrier	Top Speed [km/h]	Fastest Section	Margin			Distance Travelled [m]	
1	4	STAR CHANCE	4	64.2	0:11.72	0:12.17 [4]	1:38.51		0:36.06	
		Adin Thompson		Overall	1400m	(0:12.17)				
2	12	KALENDS	13	64.5	0:11.76	0:12.45 [1]	0.4L		0:36.43 -2	
		Kyle Wilson-Taylor		Overall	1400m	(0:12.45)				
3	8	LOOSE UNIT	14	65.4	0:11.69	0:12.53 [2]	0.9L		0:36.66 -1	
		Bailey Wheeler		1400m	1400m	(0:12.53)				
4	2	BLUE RAY	1	66.5	0:11.68	0:12.36 [5]	1L		0:36.64 -4	
		Samantha Collett		Overall	1400m	(0:12.36)				
5	9	BROOKLYN MAM	7	63.8	0:11.62	0:12.58 [6]	2.3L		0:36.44 -3	
		Ben Thompson		1400m	1400m	(0:12.58)				
6	7	LET RIP	11	65.0	0:11.67	0:12.87 [3]	2.8L		0:36.94 +2	
		Corey Bayliss		Overall	1400m	(0:12.87)				
7	15	SADDLES	16	62.0	0:11.86	0:12.56 [11]	3.8L		0:36.51 +1	
		Elione Chaves		1400m	400m	(0:12.56)				
8	11	MISS MANILOW	3	64.9	0:11.66	0:12.71 [8]	4L		0:37.03 -3	
		Sean Cormack		Overall	1400m	(0:12.71)				
9	6	IDLE DICE	6	63.1	0:11.75	0:13.07 [10]	6.5L		0:37.28 +1	
		Tiffani Brooker		Overall	1400m	(0:13.07)				
10	16	ACADIAN FOREST	10	65.9	0:11.61	0:13.12 [9]	6.6L		0:37.80 +0	
		Melea Castle		Overall	1400m	(0:13.12)				

Scratched: Black Suspect (#1), Galifianakis (#3), Callywag (#10), She's Got Sass (#13)

[] Ranking at each section and finish
 -:-:- No data available at this section
 NA No data available

SCN Saddle cloth number
 DNF Did not finish
 DNT Did not track



Sunshine Coast QLD Professional
Race 5: THE BRANDING OFFICE Maiden Plate - 1600m
 26 February 2023 - 14:47



Track Rating: Soft 5, Weather: Fine, Rail Position: +9m Entire Course

Section				200m				Last 600m		
Field Times				0:12.37 (0:12.37)				0:36.63		
Rank	TAB	Horse/Jockey	Barrier	Top Speed [km/h]	Fastest Section	Margin			Distance Travelled [m]	
11	14	CALL ME HILTON	2	66.9	0:11.63	0:13.73 [7]	9.4L		0:38.39	-1
		Angela Jones		Overall	1400m	(0:13.73)				
12	5	SUPER SHARES	15	62.2	0:11.88	0:14.94 [12]	25.4L		0:40.45	+4
		Boris Thornton		1400m	1400m	(0:14.94)				

Scratched: Black Suspect (#1), Galifianakis (#3), Callywag (#10), She's Got Sass (#13)



Horse/Jockey Name	Star Chance
Final Rank	1
Fastest Section Time (Section)	0:11.72 (1400m)
Top Speed [km/h] (Section)	64.2 (Overall)
Race State	Finished



Sunshine Coast QLD Professional

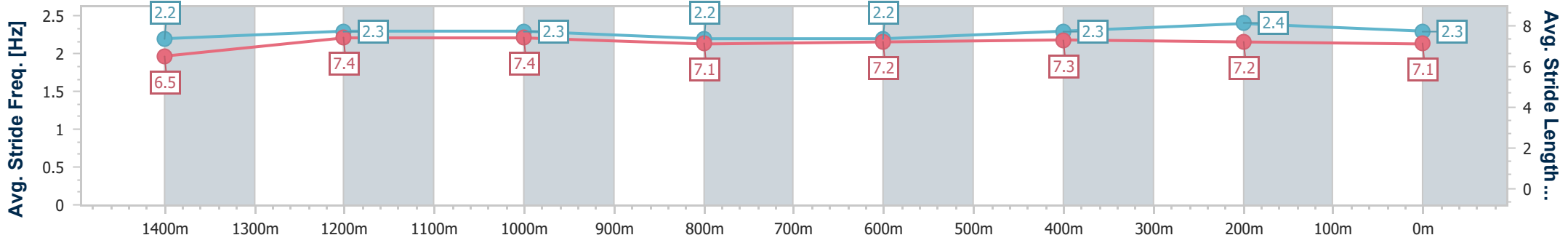
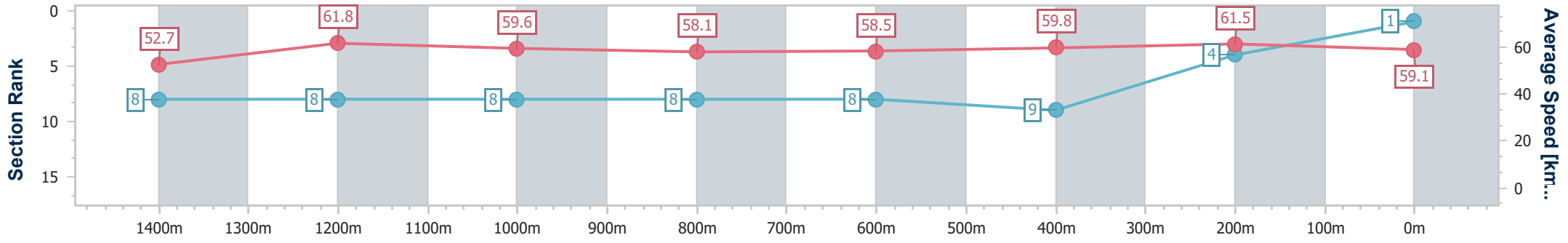
Race 5: THE BRANDING OFFICE Maiden Plate - 1600m



26 February 2023 - 14:47

Track Rating: Soft 5, Weather: Fine, Rail Position: +9m Entire Course

Section	Overall	1400m	1200m	1000m	800m	600m	400m	200m						
Section Times	1:38.51 [1] (0:13.67)	1:24.84 [8] (0:11.72)	1:13.12 [8] (0:12.09)	1:01.03 [8] (0:12.51)	0:48.52 [8] (0:12.46)	0:36.06 [8] (0:12.15)	0:23.91 [9] (0:11.74)	0:12.17 [4] (0:12.17)						
Average Speed [km/h]	52.7	61.8	59.6	58.1	58.5	59.8	61.5	59.1						
Top Speed [km/h]	64.2	63.3	60.9	59.2	59.3	60.9	63.3	62.0						
Avg. Dist. to Rail [m]	3.0	2.2	2.4	2.3	2.3	2.0	4.8	3.8						
Avg. Stride Freq. [Hz]	2.2	2.3	2.3	2.2	2.2	2.3	2.4	2.3						
Avg. Stride Length [m]	6.5	7.4	7.4	7.1	7.2	7.3	7.2	7.1						



- [] Ranking at each section and finish
- .-.- No data available at this section
- NA No data available



Horse/Jockey Name	Kalends
Final Rank	2
Fastest Section Time (Section)	0:11.76 (1400m)
Top Speed [km/h] (Section)	64.5 (Overall)
Race State	Finished



Sunshine Coast QLD Professional

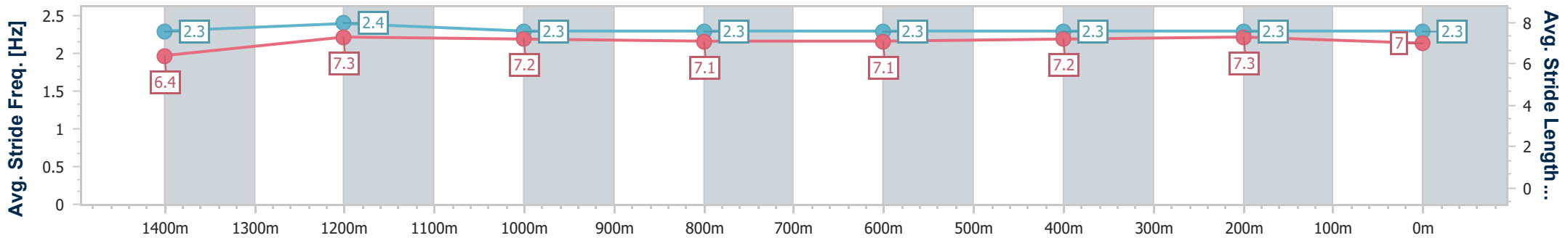
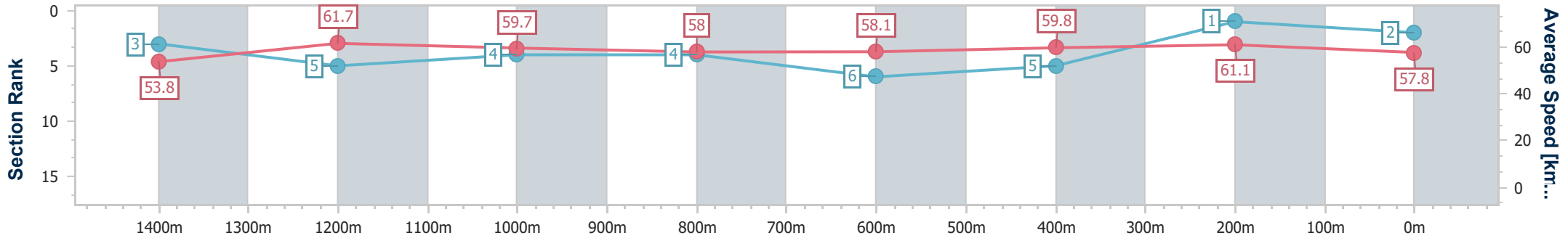
Race 5: THE BRANDING OFFICE Maiden Plate - 1600m



26 February 2023 - 14:47

Track Rating: Soft 5, Weather: Fine, Rail Position: +9m Entire Course

Section	Overall	1400m	1200m	1000m	800m	600m	400m	200m						
Section Times	1:38.59 [2] (0:13.39)	1:25.20 [3] (0:11.76)	1:13.44 [5] (0:12.08)	1:01.36 [4] (0:12.47)	0:48.89 [4] (0:12.46)	0:36.43 [6] (0:12.19)	0:24.24 [5] (0:11.79)	0:12.45 [1] (0:12.45)						
Average Speed [km/h]	53.8	61.7	59.7	58.0	58.1	59.8	61.1	57.8						
Top Speed [km/h]	64.5	63.6	60.6	58.5	59.0	61.2	61.7	60.5						
Avg. Dist. to Rail [m]	6.6	2.7	2.4	2.0	0.8	1.8	4.0	2.7						
Avg. Stride Freq. [Hz]	2.3	2.4	2.3	2.3	2.3	2.3	2.3	2.3						
Avg. Stride Length [m]	6.4	7.3	7.2	7.1	7.1	7.2	7.3	7.0						



- [] Ranking at each section and finish
- .-.- No data available at this section
- NA No data available



Horse/Jockey Name	Loose Unit
Final Rank	3
Fastest Section Time (Section)	0:11.69 (1400m)
Top Speed [km/h] (Section)	65.4 (1400m)
Race State	Finished



Sunshine Coast QLD Professional

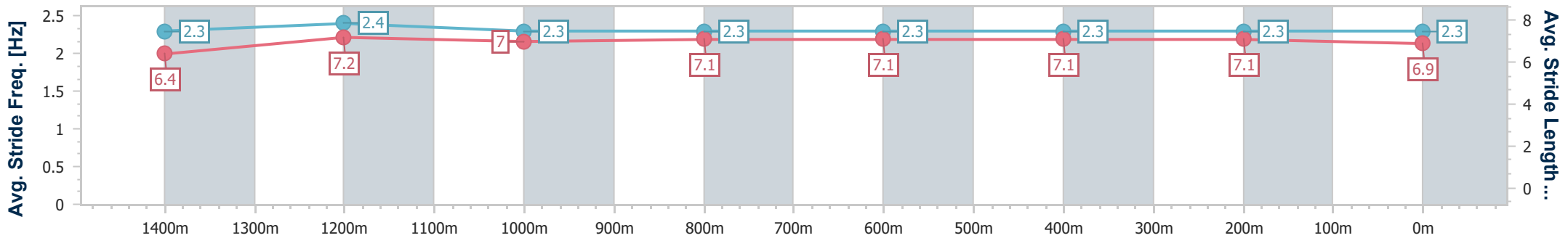
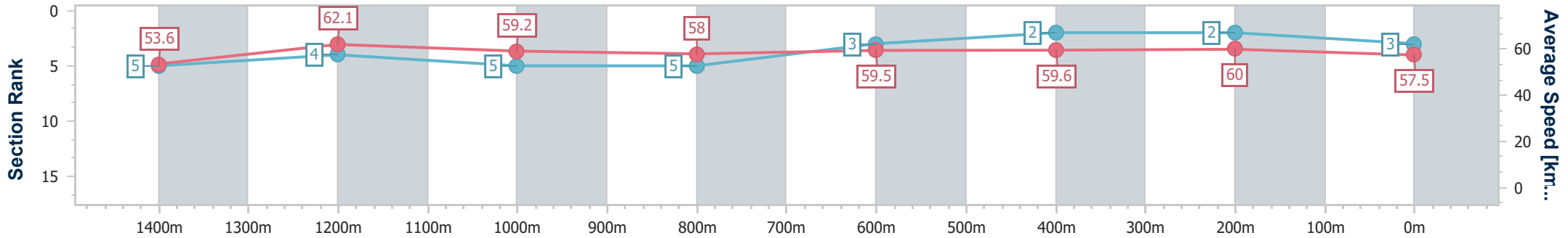
Race 5: THE BRANDING OFFICE Maiden Plate - 1600m



26 February 2023 - 14:47

Track Rating: Soft 5, Weather: Fine, Rail Position: +9m Entire Course

Section	Overall	1400m	1200m	1000m	800m	600m	400m	200m						
Section Times	1:38.70 [3] (0:13.45)	1:25.25 [5] (0:11.69)	1:13.56 [4] (0:12.20)	1:01.36 [5] (0:12.48)	0:48.88 [5] (0:12.22)	0:36.66 [3] (0:12.14)	0:24.52 [2] (0:11.99)	0:12.53 [2] (0:12.53)						
Average Speed [km/h]	53.6	62.1	59.2	58.0	59.5	59.6	60.0	57.5						
Top Speed [km/h]	65.1	65.4	61.1	59.0	60.1	60.6	61.1	60.0						
Avg. Dist. to Rail [m]	8.6	4.2	3.2	2.4	1.3	1.2	2.0	0.3						
Avg. Stride Freq. [Hz]	2.3	2.4	2.3	2.3	2.3	2.3	2.3	2.3						
Avg. Stride Length [m]	6.4	7.2	7.0	7.1	7.1	7.1	7.1	6.9						



- [] Ranking at each section and finish
- .-.- No data available at this section
- NA No data available



Horse/Jockey Name	Blue Ray
Final Rank	4
Fastest Section Time (Section)	0:11.68 (1400m)
Top Speed [km/h] (Section)	66.5 (Overall)
Race State	Finished



Sunshine Coast QLD Professional

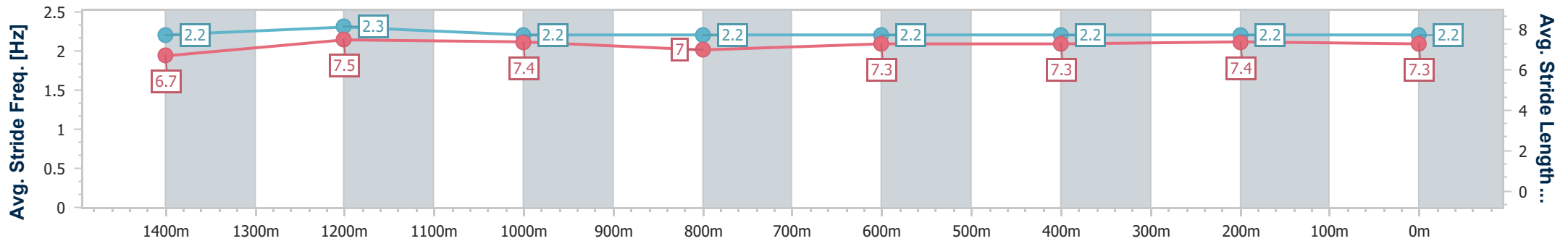
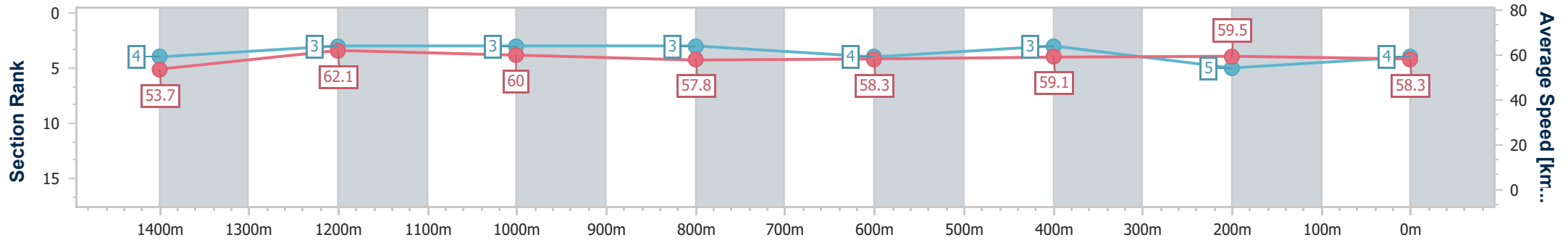
Race 5: THE BRANDING OFFICE Maiden Plate - 1600m



26 February 2023 - 14:47

Track Rating: Soft 5, Weather: Fine, Rail Position: +9m Entire Course

Section	Overall	1400m	1200m	1000m	800m	600m	400m	200m						
Section Times	1:38.72 [4] (0:13.40)	1:25.32 [4] (0:11.68)	1:13.64 [3] (0:12.01)	1:01.63 [3] (0:12.51)	0:49.12 [3] (0:12.48)	0:36.64 [4] (0:12.16)	0:24.48 [3] (0:12.12)	0:12.36 [5] (0:12.36)						
Average Speed [km/h]	53.7	62.1	60.0	57.8	58.3	59.1	59.5	58.3						
Top Speed [km/h]	66.5	64.6	61.1	58.5	58.7	60.0	60.6	59.7						
Avg. Dist. to Rail [m]	1.5	1.5	1.5	2.2	1.7	0.4	0.9	1.8						
Avg. Stride Freq. [Hz]	2.2	2.3	2.2	2.2	2.2	2.2	2.2	2.2						
Avg. Stride Length [m]	6.7	7.5	7.4	7.0	7.3	7.3	7.4	7.3						



- [] Ranking at each section and finish
- .-.- No data available at this section
- NA No data available



Horse/Jockey Name	Brooklyn Mam
Final Rank	5
Fastest Section Time (Section)	0:11.62 (1400m)
Top Speed [km/h] (Section)	63.8 (1400m)
Race State	Finished



Sunshine Coast QLD Professional

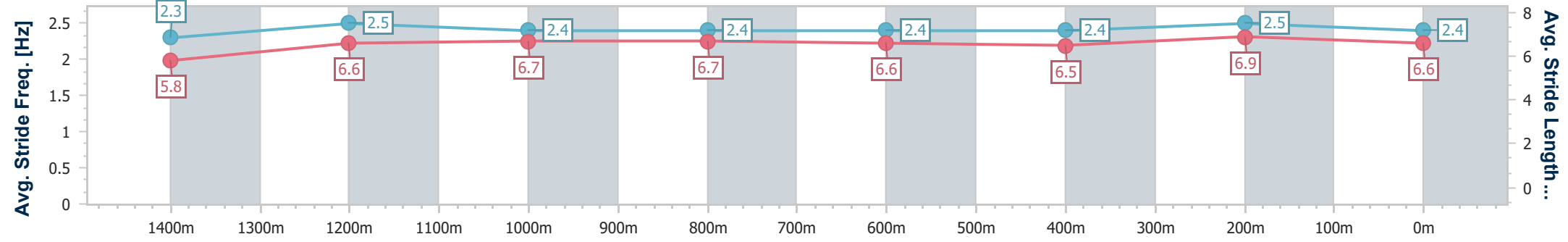
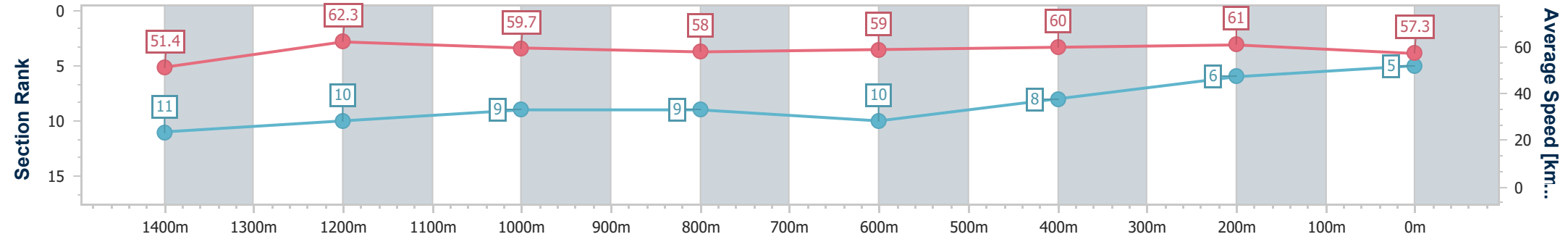
Race 5: THE BRANDING OFFICE Maiden Plate - 1600m



26 February 2023 - 14:47

Track Rating: Soft 5, Weather: Fine, Rail Position: +9m Entire Course

Section	Overall	1400m	1200m	1000m	800m	600m	400m	200m						
Section Times	1:38.96 [5] (0:14.04)	1:24.92 [11] (0:11.62)	1:13.30 [10] (0:12.07)	1:01.23 [9] (0:12.49)	0:48.74 [9] (0:12.30)	0:36.44 [10] (0:12.05)	0:24.39 [8] (0:11.81)	0:12.58 [6] (0:12.58)						
Average Speed [km/h]	51.4	62.3	59.7	58.0	59.0	60.0	61.0	57.3						
Top Speed [km/h]	63.2	63.8	60.5	60.2	59.8	61.4	61.6	59.1						
Avg. Dist. to Rail [m]	5.1	2.1	2.2	2.0	1.2	0.8	3.3	4.2						
Avg. Stride Freq. [Hz]	2.3	2.5	2.4	2.4	2.4	2.4	2.5	2.4						
Avg. Stride Length [m]	5.8	6.6	6.7	6.7	6.6	6.5	6.9	6.6						



- [] Ranking at each section and finish
- .-.- No data available at this section
- NA No data available



Horse/Jockey Name	Let Rip
Final Rank	6
Fastest Section Time (Section)	0:11.67 (1400m)
Top Speed [km/h] (Section)	65.0 (Overall)
Race State	Finished



Sunshine Coast QLD Professional

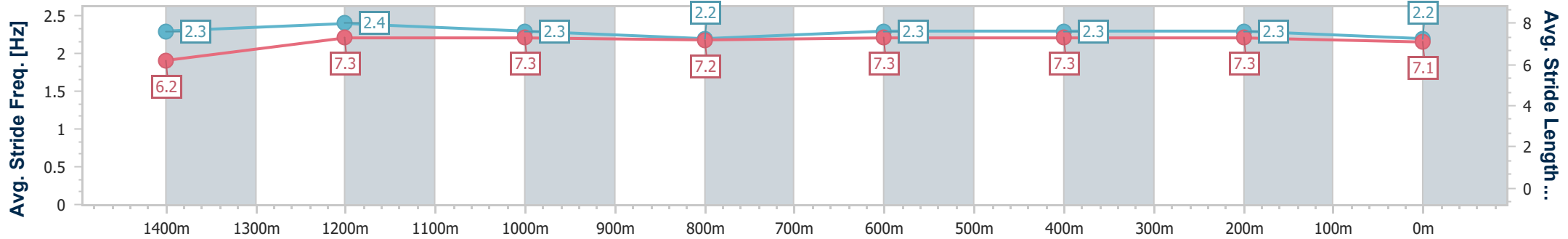
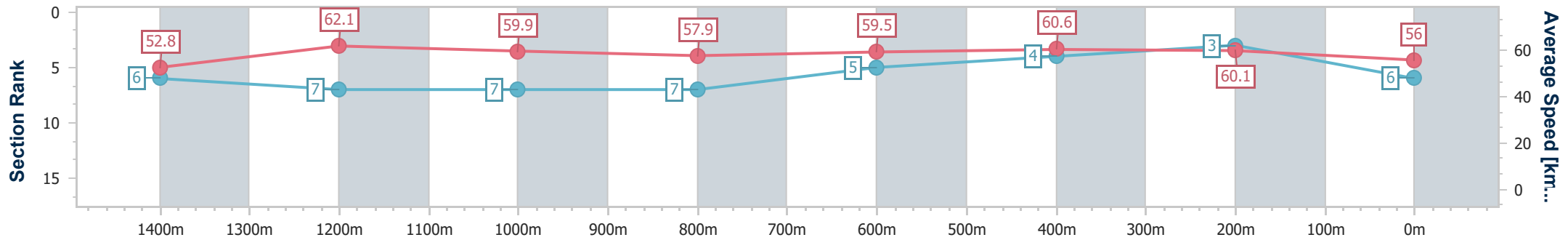
Race 5: THE BRANDING OFFICE Maiden Plate - 1600m



26 February 2023 - 14:47

Track Rating: Soft 5, Weather: Fine, Rail Position: +9m Entire Course

Section	Overall	1400m	1200m	1000m	800m	600m	400m	200m
Section Times	1:39.09 [6] (0:13.65)	1:25.44 [6] (0:11.67)	1:13.77 [7] (0:12.07)	1:01.70 [7] (0:12.51)	0:49.19 [7] (0:12.25)	0:36.94 [5] (0:12.10)	0:24.84 [4] (0:11.97)	0:12.87 [3] (0:12.87)
Average Speed [km/h]	52.8	62.1	59.9	57.9	59.5	60.6	60.1	56.0
Top Speed [km/h]	65.0	63.7	60.8	58.8	60.1	61.2	60.7	59.4
Avg. Dist. to Rail [m]	5.3	3.0	2.5	2.2	2.2	3.4	4.8	3.9
Avg. Stride Freq. [Hz]	2.3	2.4	2.3	2.2	2.3	2.3	2.3	2.2
Avg. Stride Length [m]	6.2	7.3	7.3	7.2	7.3	7.3	7.3	7.1



- [] Ranking at each section and finish
- .-.- No data available at this section
- NA No data available



Horse/Jockey Name	Saddles
Final Rank	7
Fastest Section Time (Section)	0:11.86 (400m)
Top Speed [km/h] (Section)	62.0 (1400m)
Race State	Finished



Sunshine Coast QLD Professional

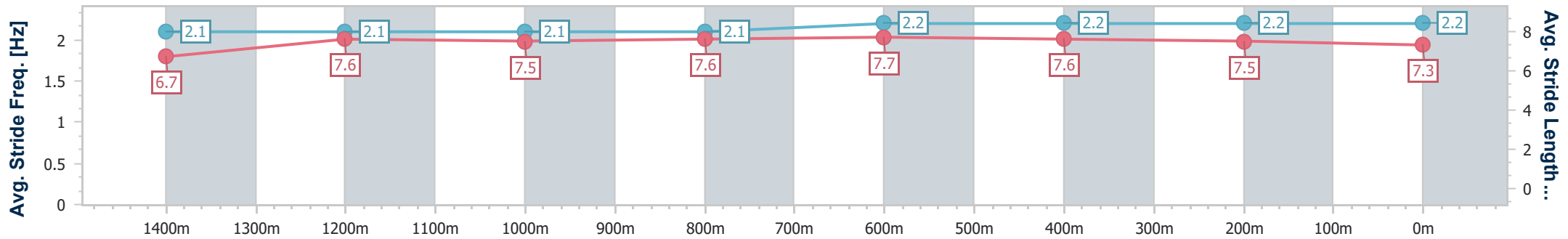
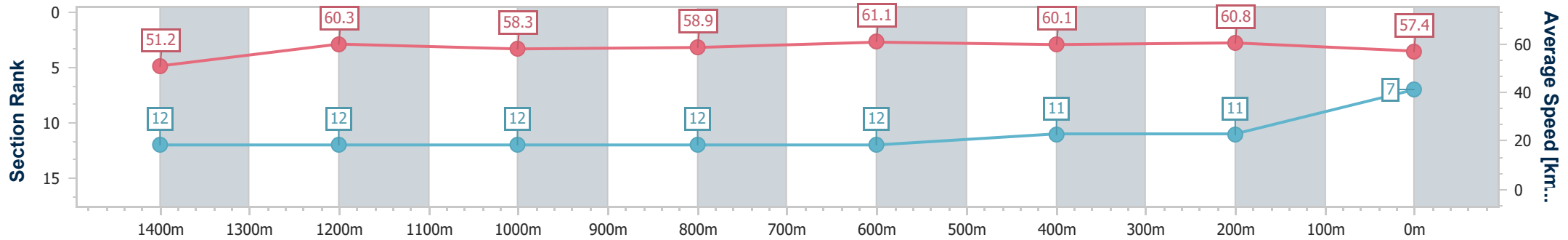
Race 5: THE BRANDING OFFICE Maiden Plate - 1600m



26 February 2023 - 14:47

Track Rating: Soft 5, Weather: Fine, Rail Position: +9m Entire Course

Section	Overall	1400m	1200m	1000m	800m	600m	400m	200m						
Section Times	1:39.28 [7] (0:14.09)	1:25.19 [12] (0:12.02)	1:13.17 [12] (0:12.39)	1:00.78 [12] (0:12.32)	0:48.46 [12] (0:11.95)	0:36.51 [12] (0:12.09)	0:24.42 [11] (0:11.86)	0:12.56 [11] (0:12.56)						
Average Speed [km/h]	51.2	60.3	58.3	58.9	61.1	60.1	60.8	57.4						
Top Speed [km/h]	61.0	62.0	61.7	60.1	62.0	60.6	61.7	60.7						
Avg. Dist. to Rail [m]	9.3	3.5	3.4	2.9	2.2	1.9	5.6	5.5						
Avg. Stride Freq. [Hz]	2.1	2.1	2.1	2.1	2.2	2.2	2.2	2.2						
Avg. Stride Length [m]	6.7	7.6	7.5	7.6	7.7	7.6	7.5	7.3						



- [] Ranking at each section and finish
- .-.- No data available at this section
- NA No data available



Horse/Jockey Name	Miss Manilow
Final Rank	8
Fastest Section Time (Section)	0:11.66 (1400m)
Top Speed [km/h] (Section)	64.9 (Overall)
Race State	Finished



Sunshine Coast QLD Professional

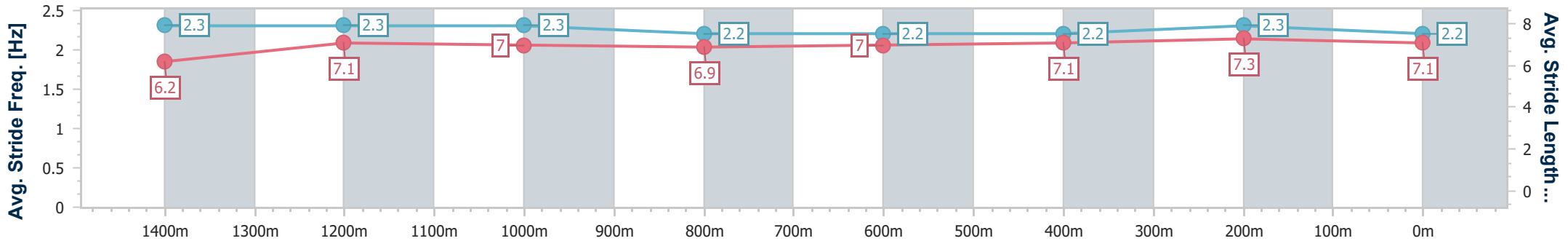
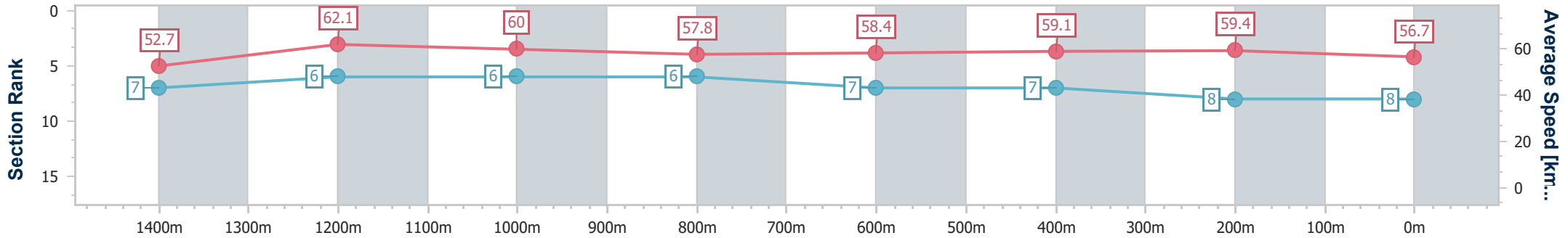
Race 5: THE BRANDING OFFICE Maiden Plate - 1600m



26 February 2023 - 14:47

Track Rating: Soft 5, Weather: Fine, Rail Position: +9m Entire Course

Section	Overall	1400m	1200m	1000m	800m	600m	400m	200m
Section Times	1:39.31 [8] (0:13.66)	1:25.65 [7] (0:11.66)	1:13.99 [6] (0:12.03)	1:01.96 [6] (0:12.53)	0:49.43 [6] (0:12.40)	0:37.03 [7] (0:12.22)	0:24.81 [7] (0:12.10)	0:12.71 [8] (0:12.71)
Average Speed [km/h]	52.7	62.1	60.0	57.8	58.4	59.1	59.4	56.7
Top Speed [km/h]	64.9	64.9	60.7	58.9	59.2	60.0	60.1	58.3
Avg. Dist. to Rail [m]	2.8	2.2	2.3	2.1	1.3	0.3	0.9	2.1
Avg. Stride Freq. [Hz]	2.3	2.3	2.3	2.2	2.2	2.2	2.3	2.2
Avg. Stride Length [m]	6.2	7.1	7.0	6.9	7.0	7.1	7.3	7.1



- [] Ranking at each section and finish
- .-.- No data available at this section
- NA No data available



Horse/Jockey Name	Idle Dice
Final Rank	9
Fastest Section Time (Section)	0:11.75 (1400m)
Top Speed [km/h] (Section)	63.1 (Overall)
Race State	Finished



Sunshine Coast QLD Professional

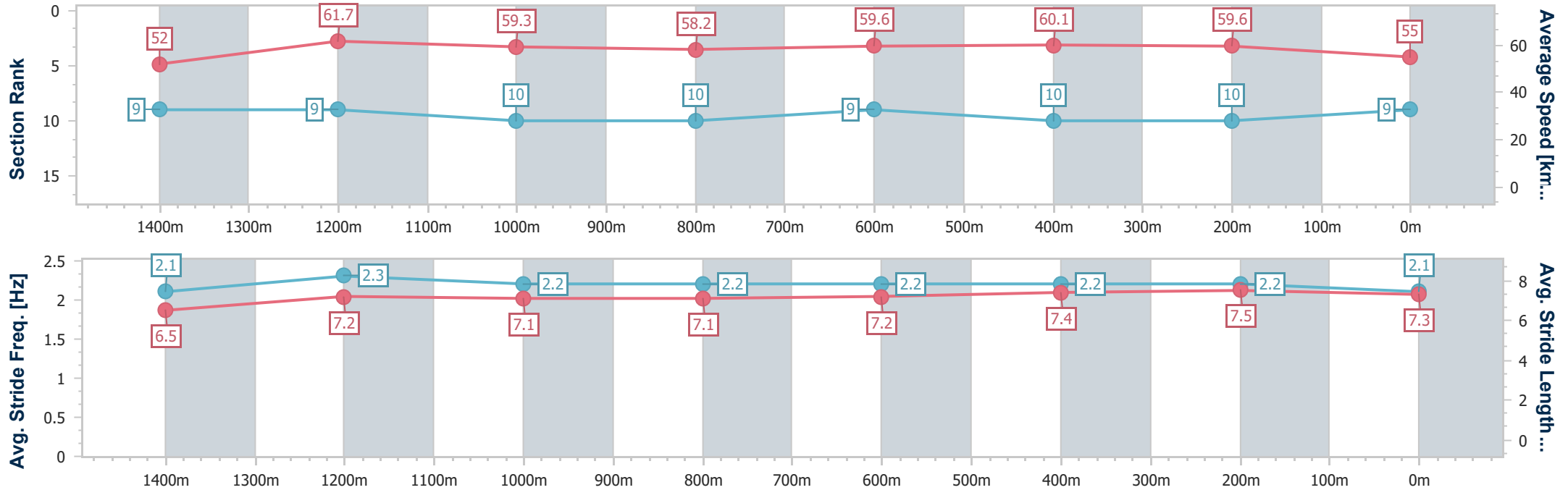
Race 5: THE BRANDING OFFICE Maiden Plate - 1600m



26 February 2023 - 14:47

Track Rating: Soft 5, Weather: Fine, Rail Position: +9m Entire Course

Section	Overall	1400m	1200m	1000m	800m	600m	400m	200m
Section Times	1:39.78 [9] (0:13.86)	1:25.92 [9] (0:11.75)	1:14.17 [9] (0:12.16)	1:02.01 [10] (0:12.47)	0:49.54 [10] (0:12.26)	0:37.28 [9] (0:12.14)	0:25.14 [10] (0:12.07)	0:13.07 [10] (0:13.07)
Average Speed [km/h]	52.0	61.7	59.3	58.2	59.6	60.1	59.6	55.0
Top Speed [km/h]	63.1	63.1	60.7	60.3	60.2	60.6	60.5	58.7
Avg. Dist. to Rail [m]	4.0	2.9	3.1	2.8	2.5	2.3	4.1	4.9
Avg. Stride Freq. [Hz]	2.1	2.3	2.2	2.2	2.2	2.2	2.2	2.1
Avg. Stride Length [m]	6.5	7.2	7.1	7.1	7.2	7.4	7.5	7.3



- [] Ranking at each section and finish
- .-.-.- No data available at this section
- NA No data available



Horse/Jockey Name	Acadian Forest
Final Rank	10
Fastest Section Time (Section)	0:11.61 (1400m)
Top Speed [km/h] (Section)	65.9 (Overall)
Race State	Finished



Sunshine Coast QLD Professional

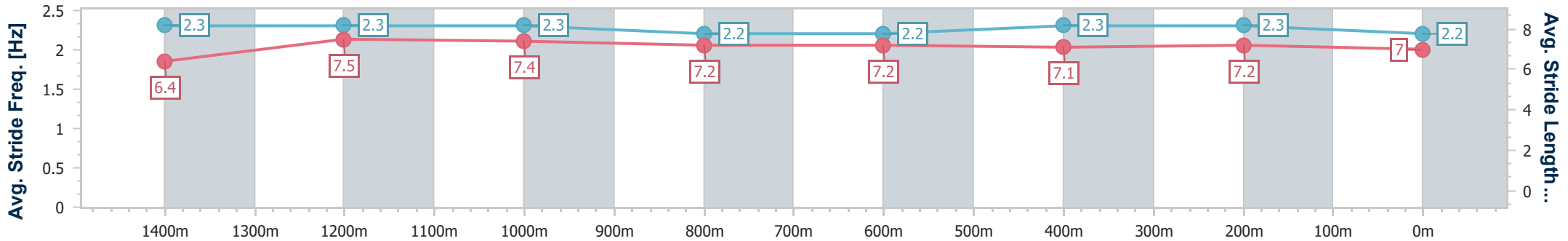
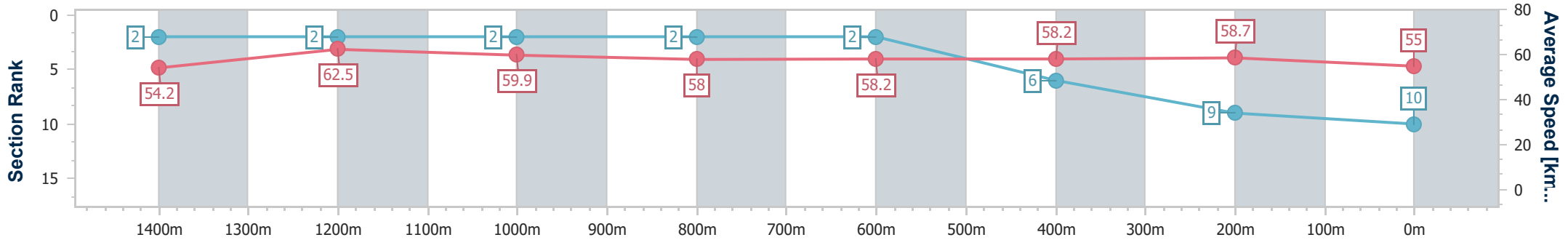
Race 5: THE BRANDING OFFICE Maiden Plate - 1600m



26 February 2023 - 14:47

Track Rating: Soft 5, Weather: Fine, Rail Position: +9m Entire Course

Section	Overall	1400m	1200m	1000m	800m	600m	400m	200m						
Section Times	1:39.79 [10] (0:13.26)	1:26.53 [2] (0:11.61)	1:14.92 [2] (0:12.05)	1:02.87 [2] (0:12.50)	0:50.37 [2] (0:12.57)	0:37.80 [2] (0:12.43)	0:25.37 [6] (0:12.25)	0:13.12 [9] (0:13.12)						
Average Speed [km/h]	54.2	62.5	59.9	58.0	58.2	58.2	58.7	55.0						
Top Speed [km/h]	65.9	65.0	61.0	58.8	58.9	59.0	59.6	58.1						
Avg. Dist. to Rail [m]	4.9	2.4	3.4	3.2	2.6	0.9	2.4	3.6						
Avg. Stride Freq. [Hz]	2.3	2.3	2.3	2.2	2.2	2.3	2.3	2.2						
Avg. Stride Length [m]	6.4	7.5	7.4	7.2	7.2	7.1	7.2	7.0						



- [] Ranking at each section and finish
- .-.- No data available at this section
- NA No data available



Horse/Jockey Name	Call Me Hilton
Final Rank	11
Fastest Section Time (Section)	0:11.63 (1400m)
Top Speed [km/h] (Section)	66.9 (Overall)
Race State	Finished



Sunshine Coast QLD Professional

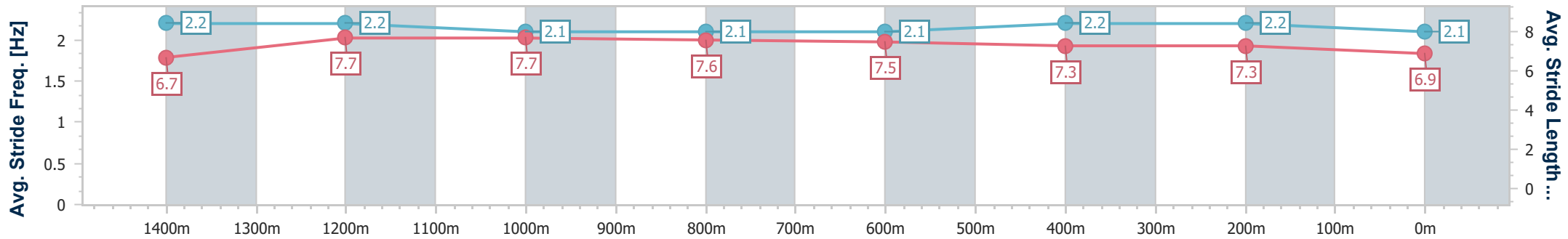
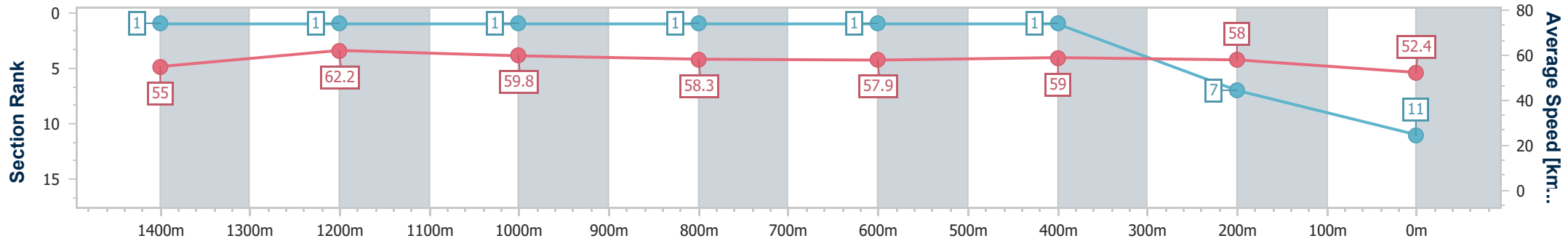
Race 5: THE BRANDING OFFICE Maiden Plate - 1600m



26 February 2023 - 14:47

Track Rating: Soft 5, Weather: Fine, Rail Position: +9m Entire Course

Section	Overall	1400m	1200m	1000m	800m	600m	400m	200m						
Section Times	1:40.27 [11] (0:13.11)	1:27.16 [1] (0:11.63)	1:15.53 [1] (0:12.07)	1:03.46 [1] (0:12.43)	0:51.03 [1] (0:12.64)	0:38.39 [1] (0:12.25)	0:26.14 [1] (0:12.41)	0:13.73 [7] (0:13.73)						
Average Speed [km/h]	55.0	62.2	59.8	58.3	57.9	59.0	58.0	52.4						
Top Speed [km/h]	66.9	65.3	61.0	58.9	59.1	59.7	59.9	55.4						
Avg. Dist. to Rail [m]	2.3	2.2	2.7	2.4	2.8	0.8	0.5	1.5						
Avg. Stride Freq. [Hz]	2.2	2.2	2.1	2.1	2.1	2.2	2.2	2.1						
Avg. Stride Length [m]	6.7	7.7	7.7	7.6	7.5	7.3	7.3	6.9						



- [] Ranking at each section and finish
- .-.- No data available at this section
- NA No data available



Horse/Jockey Name	Super Shares
Final Rank	12
Fastest Section Time (Section)	0:11.88 (1400m)
Top Speed [km/h] (Section)	62.2 (1400m)
Race State	Finished



Sunshine Coast QLD Professional

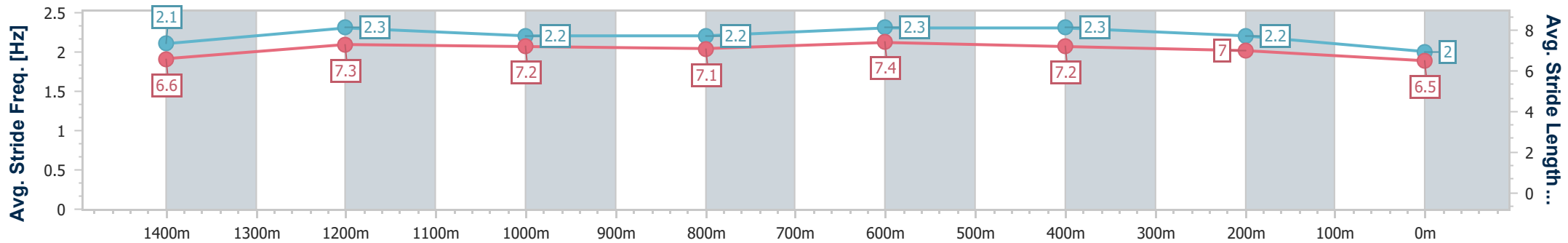
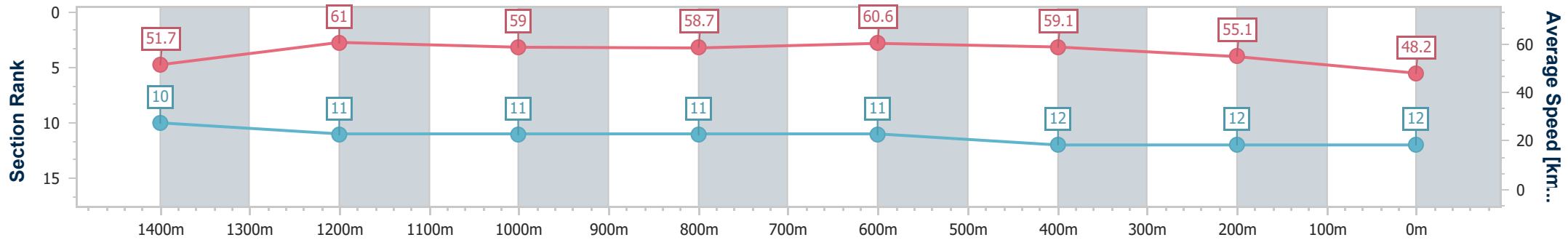
Race 5: THE BRANDING OFFICE Maiden Plate - 1600m



26 February 2023 - 14:47

Track Rating: Soft 5, Weather: Fine, Rail Position: +9m Entire Course

Section	Overall	1400m	1200m	1000m	800m	600m	400m	200m
Section Times	1:43.02 [12] (0:13.96)	1:29.06 [10] (0:11.88)	1:17.18 [11] (0:12.26)	1:04.92 [11] (0:12.38)	0:52.54 [11] (0:12.09)	0:40.45 [11] (0:12.44)	0:28.01 [12] (0:13.07)	0:14.94 [12] (0:14.94)
Average Speed [km/h]	51.7	61.0	59.0	58.7	60.6	59.1	55.1	48.2
Top Speed [km/h]	61.8	62.2	61.4	61.1	61.4	60.5	58.2	52.2
Avg. Dist. to Rail [m]	8.4	3.2	3.8	3.2	3.0	3.8	5.0	2.9
Avg. Stride Freq. [Hz]	2.1	2.3	2.2	2.2	2.3	2.3	2.2	2.0
Avg. Stride Length [m]	6.6	7.3	7.2	7.1	7.4	7.2	7.0	6.5



- [] Ranking at each section and finish
- .-.- No data available at this section
- NA No data available