



# Doomben QLD Professional

## Race 1: JOURNEY TO THE JEWEL Fillies and Mares Maiden Plate - 1200m

01 March 2023 - 13:40



BRISBANE  
RACING CLUB

Track Rating: Good 4, Weather: Fine, Rail Position: +8 Entire Course

Section		Overall	1000m	800m	600m	400m	200m	Last 600m					
Field Times		1:10.03 (0:13.13)	0:56.90 (0:10.69)	0:46.21 (0:11.51)	0:34.70 (0:11.63)	0:23.07 (0:11.17)	0:11.90 (0:11.90)	0:34.70					
Rank	TAB Horse/Jockey	Barrier	Top Speed [km/h]	Fastest Section						Margin	Distance Travelled [m]		
1	9 JUMP'N FLY Angela Jones	8	69.9 1000m	0:10.80 1000m	1:10.03 [1] (0:13.17)	0:56.86 [2] (0:10.80)	0:46.06 [2] (0:11.52)	0:34.54 [2] (0:11.49)	0:23.05 [2] (0:11.19)	0:11.86 [2] (0:11.86)	1:10.03	0:34.54	
2	12 PARIS AVENUE Jaden Lloyd	2	69.2 1000m	0:10.70 1000m	1:10.09 [2] (0:13.57)	0:56.52 [5] (0:10.70)	0:45.82 [5] (0:11.55)	0:34.27 [5] (0:11.45)	0:22.82 [5] (0:11.07)	0:11.75 [4] (0:11.75)	0.31L	0:34.27	+1
3	10 MAID TO FIT Kyle Wilson-Taylor	5	69.8 1000m	0:10.78 1000m	1:10.18 [3] (0:13.34)	0:56.84 [3] (0:10.78)	0:46.06 [4] (0:11.63)	0:34.43 [4] (0:11.41)	0:23.02 [4] (0:11.10)	0:11.92 [3] (0:11.92)	0.88L	0:34.43	+6
4	11 OCEAN ENDEAVOUR Ben Thompson	4	70.2 1000m	0:10.69 1000m	1:10.32 [4] (0:13.13)	0:57.19 [1] (0:10.69)	0:46.50 [1] (0:11.51)	0:34.99 [1] (0:11.63)	0:23.36 [1] (0:11.17)	0:12.19 [1] (0:12.19)	1.67L	0:34.99	+0
5	4 TALANTINO Wanderson D'Avila	6	68.8 1000m	0:10.77 1000m	1:10.59 [5] (0:13.58)	0:57.01 [6] (0:10.77)	0:46.24 [6] (0:11.54)	0:34.70 [6] (0:11.62)	0:23.08 [6] (0:11.18)	0:11.90 [6] (0:11.90)	3.29L	0:34.70	+4
6	16 HALLSIDE MARTINI Corey Bayliss	1	71.3 1000m	0:10.57 1000m	1:10.63 [6] (0:13.51)	0:57.12 [4] (0:10.57)	0:46.55 [3] (0:11.55)	0:35.00 [3] (0:11.51)	0:23.49 [3] (0:11.33)	0:12.16 [5] (0:12.16)	3.48L	0:35.00	-2
7	6 ARPELS Jim Byrne	12	69.0 Overall	0:10.74 1000m	1:11.20 [7] (0:13.72)	0:57.48 [7] (0:10.74)	0:46.74 [7] (0:11.63)	0:35.11 [8] (0:11.57)	0:23.54 [7] (0:11.49)	0:12.05 [7] (0:12.05)	6.88L	0:35.11	+6
8	1 CAPITAL EYES Tegan Harrison	9	66.9 1000m	0:10.84 1000m	1:12.06 [8] (0:14.03)	0:58.03 [9] (0:10.84)	0:47.19 [9] (0:11.50)	0:35.69 [9] (0:11.55)	0:24.14 [9] (0:11.50)	0:12.64 [8] (0:12.64)	11.92L	0:35.69	+3
9	2 SALAMATINA Shannon Apthorpe	7	68.3 1000m	0:10.88 1000m	1:12.56 [9] (0:13.88)	0:58.68 [8] (0:10.88)	0:47.80 [8] (0:11.42)	0:36.38 [7] (0:11.69)	0:24.69 [8] (0:11.85)	0:12.84 [9] (0:12.84)	14.83L	0:36.38	-5

Scratched: Swanic Boom (#3), Tikitiboo (#5), Better Believe It (#7), Helene (#8), Rum Revolution (#13), Silk Sash (#14), Prolific Melody (#15)

[ ] Ranking at each section and finish  
 -:-:- No data available at this section  
 NA No data available

SCN Saddle cloth number  
 DNF Did not finish  
 DNT Did not track



Horse/Jockey Name	Jump'n Fly
Final Rank	1
Fastest Section Time (Section)	0:10.80 (1000m)
Top Speed [km/h] (Section)	69.9 (1000m)
Race State	Finished

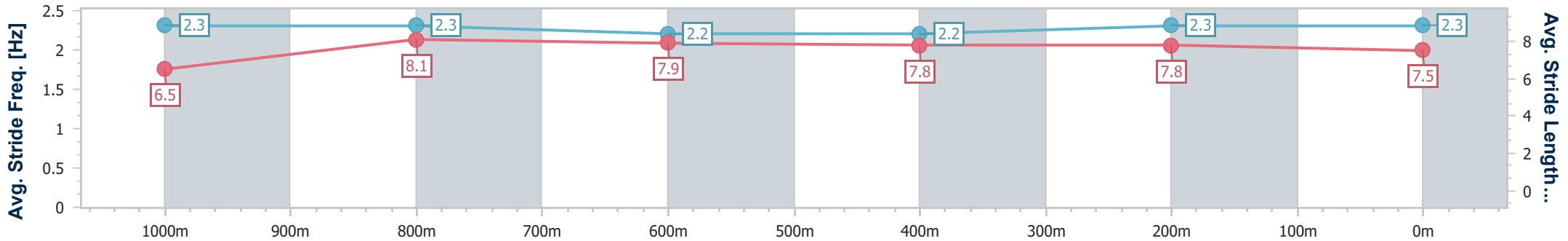
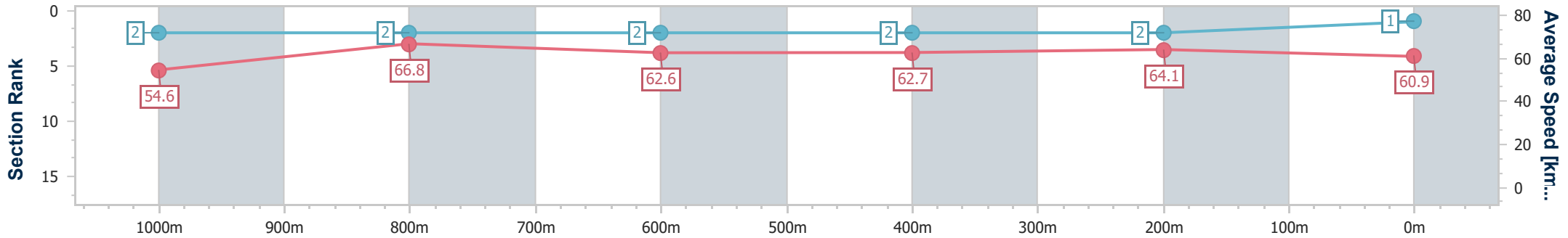


**Doomben QLD Professional**  
**Race 1: JOURNEY TO THE JEWEL Fillies and Mares Maiden**  
**Plate - 1200m**  
**01 March 2023 - 13:40**  
**Track Rating: Good 4, Weather: Fine, Rail Position: +8 Entire Course**



**BRISBANE**  
**RACING CLUB**

Section	Overall	1000m	800m	600m	400m	200m
Section Times	1:10.03 [1] (0:13.17)	0:56.86 [2] (0:10.80)	0:46.06 [2] (0:11.52)	0:34.54 [2] (0:11.49)	0:23.05 [2] (0:11.19)	0:11.86 [2] (0:11.86)
Average Speed [km/h]	54.6	66.8	62.6	62.7	64.1	60.9
Top Speed [km/h]	69.4	69.9	63.4	64.4	65.3	63.9
Avg. Dist. to Rail [m]	4.2	0.6	0.4	0.4	0.3	0.9
Avg. Stride Freq. [Hz]	2.3	2.3	2.2	2.2	2.3	2.3
Avg. Stride Length [m]	6.5	8.1	7.9	7.8	7.8	7.5



- [ ] Ranking at each section and finish
- .-.- No data available at this section
- NA No data available



Horse/Jockey Name	Paris Avenue
Final Rank	2
Fastest Section Time (Section)	0:10.70 (1000m)
Top Speed [km/h] (Section)	69.2 (1000m)
Race State	Finished

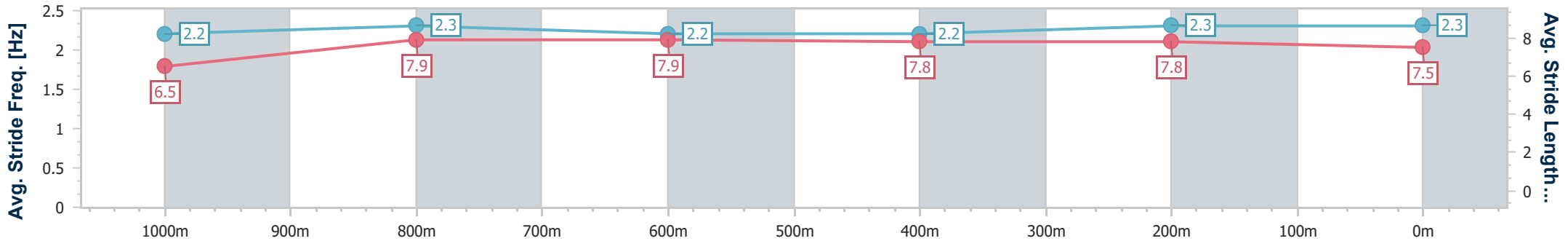
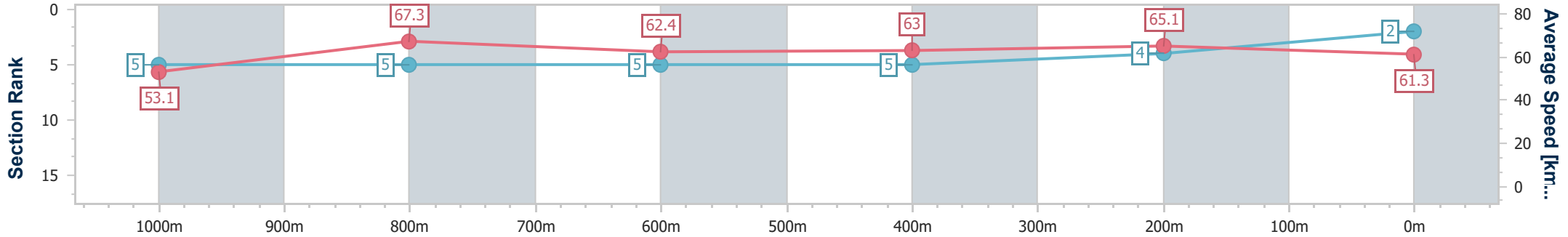


**Doomben QLD Professional**  
**Race 1: JOURNEY TO THE JEWEL Fillies and Mares Maiden**  
**Plate - 1200m**  
**01 March 2023 - 13:40**  
**Track Rating: Good 4, Weather: Fine, Rail Position: +8 Entire Course**



**BRISBANE**  
**RACING CLUB**

Section	Overall	1000m	800m	600m	400m	200m
Section Times	1:10.09 [2] (0:13.57)	0:56.52 [5] (0:10.70)	0:45.82 [5] (0:11.55)	0:34.27 [5] (0:11.45)	0:22.82 [5] (0:11.07)	0:11.75 [4] (0:11.75)
Average Speed [km/h]	53.1	67.3	62.4	63.0	65.1	61.3
Top Speed [km/h]	68.8	69.2	64.8	64.5	66.4	64.1
Avg. Dist. to Rail [m]	1.3	0.6	0.2	0.4	1.5	2.8
Avg. Stride Freq. [Hz]	2.2	2.3	2.2	2.2	2.3	2.3
Avg. Stride Length [m]	6.5	7.9	7.9	7.8	7.8	7.5



- [ ] Ranking at each section and finish
- .-.- No data available at this section
- NA No data available



Horse/Jockey Name	Maid To Fit
Final Rank	3
Fastest Section Time (Section)	0:10.78 (1000m)
Top Speed [km/h] (Section)	69.8 (1000m)
Race State	Finished

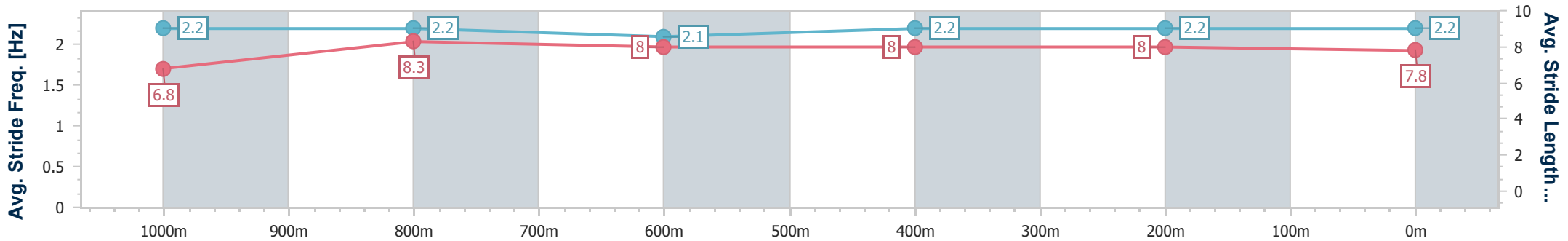
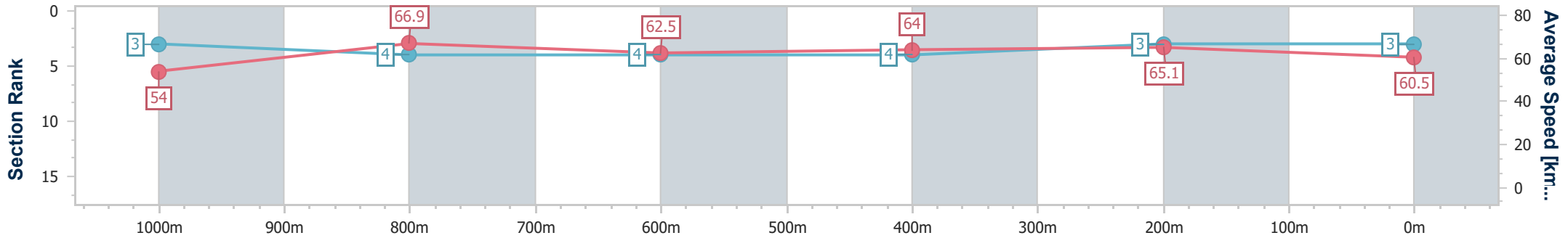


**Doomben QLD Professional**  
**Race 1: JOURNEY TO THE JEWEL Fillies and Mares Maiden**  
**Plate - 1200m**  
**01 March 2023 - 13:40**  
**Track Rating: Good 4, Weather: Fine, Rail Position: +8 Entire Course**



**BRISBANE**  
**RACING CLUB**

Section	Overall	1000m	800m	600m	400m	200m								
Section Times	1:10.18 [3] (0:13.34)	0:56.84 [3] (0:10.78)	0:46.06 [4] (0:11.63)	0:34.43 [4] (0:11.41)	0:23.02 [4] (0:11.10)	0:11.92 [3] (0:11.92)								
Average Speed [km/h]	54.0	66.9	62.5	64.0	65.1	60.5								
Top Speed [km/h]	68.3	69.8	63.2	65.7	66.1	63.6								
Avg. Dist. to Rail [m]	2.0	0.9	1.7	2.3	2.5	3.0								
Avg. Stride Freq. [Hz]	2.2	2.2	2.1	2.2	2.2	2.2								
Avg. Stride Length [m]	6.8	8.3	8.0	8.0	8.0	7.8								



- [ ] Ranking at each section and finish
- .-.- No data available at this section
- NA No data available



Horse/Jockey Name	Ocean Endeavour
Final Rank	4
Fastest Section Time (Section)	0:10.69 (1000m)
Top Speed [km/h] (Section)	70.2 (1000m)
Race State	Finished

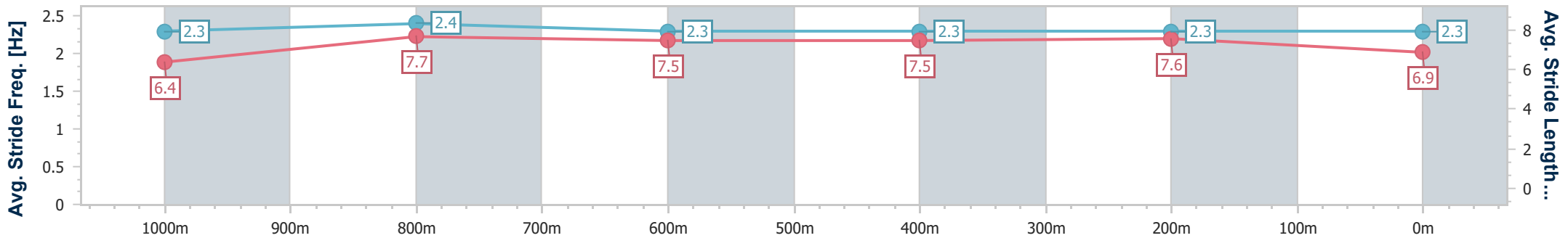
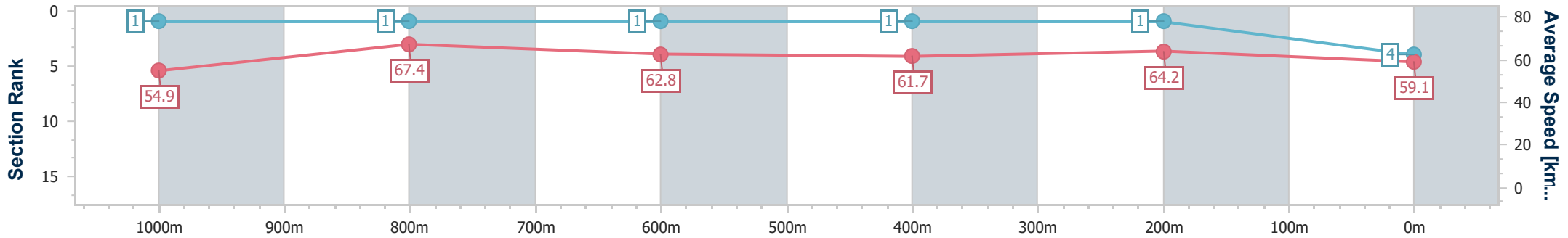


**Doomben QLD Professional**  
**Race 1: JOURNEY TO THE JEWEL Fillies and Mares Maiden**  
**Plate - 1200m**  
**01 March 2023 - 13:40**  
**Track Rating: Good 4, Weather: Fine, Rail Position: +8 Entire Course**



**BRISBANE**  
**RACING CLUB**

Section	Overall	1000m	800m	600m	400m	200m								
Section Times	1:10.32 [4] (0:13.13)	0:57.19 [1] (0:10.69)	0:46.50 [1] (0:11.51)	0:34.99 [1] (0:11.63)	0:23.36 [1] (0:11.17)	0:12.19 [1] (0:12.19)								
Average Speed [km/h]	54.9	67.4	62.8	61.7	64.2	59.1								
Top Speed [km/h]	69.7	70.2	63.9	63.1	66.0	62.9								
Avg. Dist. to Rail [m]	1.6	0.5	0.7	0.8	1.9	1.6								
Avg. Stride Freq. [Hz]	2.3	2.4	2.3	2.3	2.3	2.3								
Avg. Stride Length [m]	6.4	7.7	7.5	7.5	7.6	6.9								



- [ ] Ranking at each section and finish
- .-.- No data available at this section
- NA No data available



Horse/Jockey Name	Talantino
Final Rank	5
Fastest Section Time (Section)	0:10.77 (1000m)
Top Speed [km/h] (Section)	68.8 (1000m)
Race State	Finished

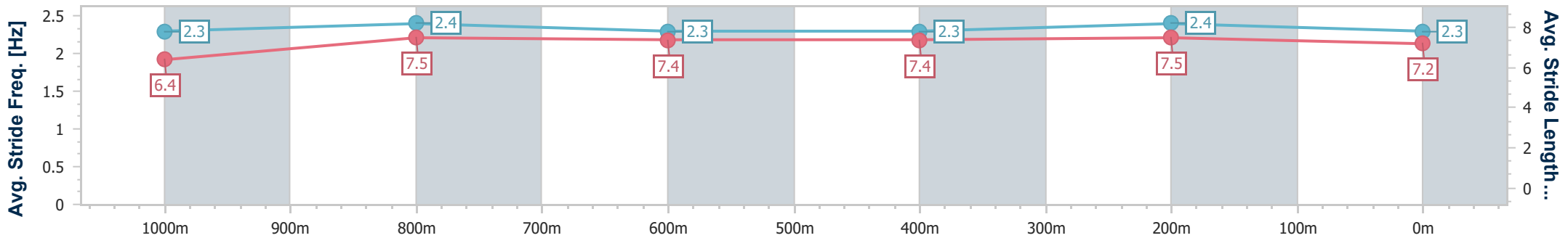
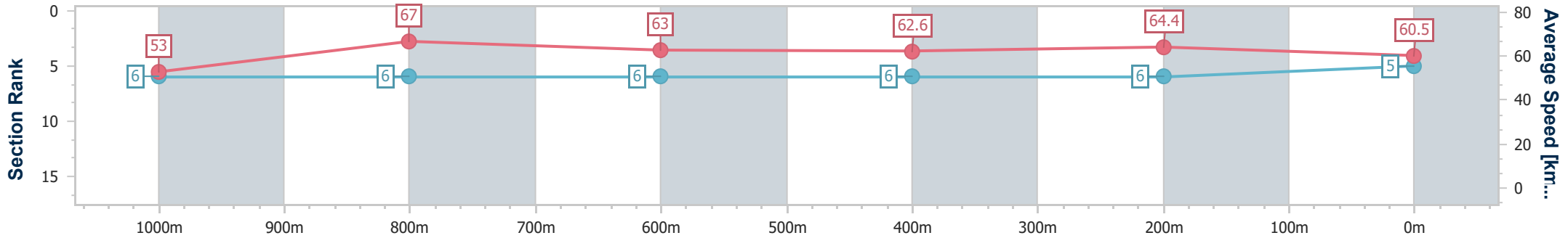


**Doomben QLD Professional**  
**Race 1: JOURNEY TO THE JEWEL Fillies and Mares Maiden**  
**Plate - 1200m**  
**01 March 2023 - 13:40**  
**Track Rating: Good 4, Weather: Fine, Rail Position: +8 Entire Course**



**BRISBANE**  
**RACING CLUB**

Section	Overall	1000m	800m	600m	400m	200m
Section Times	1:10.59 [5] (0:13.58)	0:57.01 [6] (0:10.77)	0:46.24 [6] (0:11.54)	0:34.70 [6] (0:11.62)	0:23.08 [6] (0:11.18)	0:11.90 [6] (0:11.90)
Average Speed [km/h]	53.0	67.0	63.0	62.6	64.4	60.5
Top Speed [km/h]	68.6	68.8	64.4	64.0	65.6	64.2
Avg. Dist. to Rail [m]	3.1	1.2	1.7	1.6	1.6	2.1
Avg. Stride Freq. [Hz]	2.3	2.4	2.3	2.3	2.4	2.3
Avg. Stride Length [m]	6.4	7.5	7.4	7.4	7.5	7.2



- [ ] Ranking at each section and finish
- .-.- No data available at this section
- NA No data available



Horse/Jockey Name	Hallside Martini
Final Rank	6
Fastest Section Time (Section)	0:10.57 (1000m)
Top Speed [km/h] (Section)	71.3 (1000m)
Race State	Finished

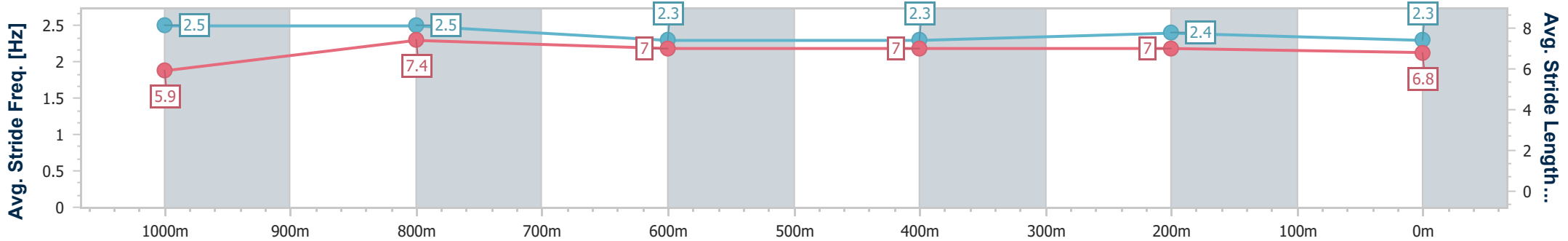
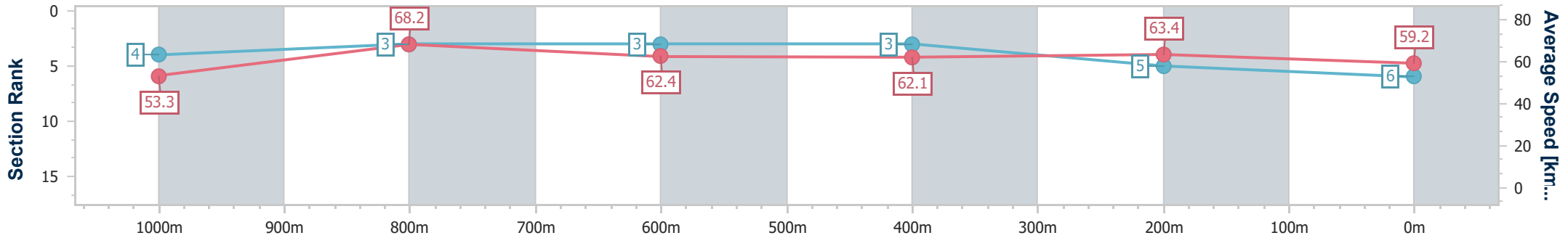


**Doomben QLD Professional**  
**Race 1: JOURNEY TO THE JEWEL Fillies and Mares Maiden**  
**Plate - 1200m**  
**01 March 2023 - 13:40**  
**Track Rating: Good 4, Weather: Fine, Rail Position: +8 Entire Course**



**BRISBANE**  
**RACING CLUB**

Section	Overall	1000m	800m	600m	400m	200m
Section Times	1:10.63 [6] (0:13.51)	0:57.12 [4] (0:10.57)	0:46.55 [3] (0:11.55)	0:35.00 [3] (0:11.51)	0:23.49 [3] (0:11.33)	0:12.16 [5] (0:12.16)
Average Speed [km/h]	53.3	68.2	62.4	62.1	63.4	59.2
Top Speed [km/h]	69.8	71.3	64.0	63.0	63.8	62.5
Avg. Dist. to Rail [m]	0.5	0.4	0.2	1.0	1.4	0.8
Avg. Stride Freq. [Hz]	2.5	2.5	2.3	2.3	2.4	2.3
Avg. Stride Length [m]	5.9	7.4	7.0	7.0	7.0	6.8



- [ ] Ranking at each section and finish
- .-.- No data available at this section
- NA No data available



Horse/Jockey Name	Arpels
Final Rank	7
Fastest Section Time (Section)	0:10.74 (1000m)
Top Speed [km/h] (Section)	69.0 (Overall)
Race State	Finished

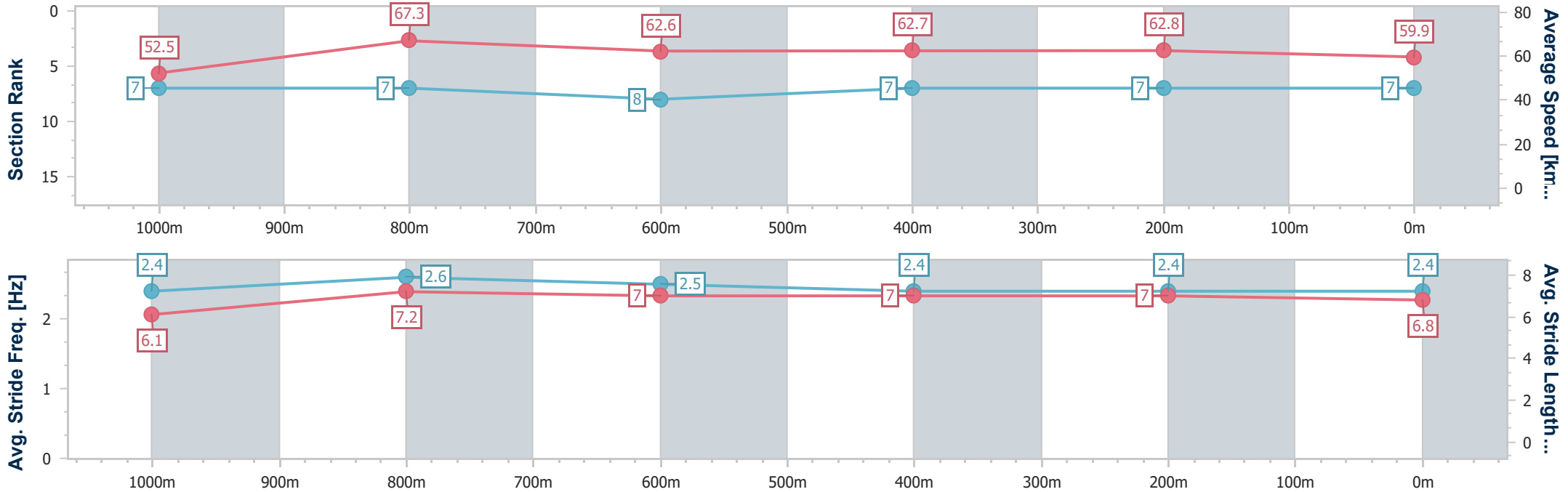


**Doomben QLD Professional**  
**Race 1: JOURNEY TO THE JEWEL Fillies and Mares Maiden**  
**Plate - 1200m**  
**01 March 2023 - 13:40**  
**Track Rating: Good 4, Weather: Fine, Rail Position: +8 Entire**  
**Course**



**BRISBANE**  
**RACING CLUB**

Section	Overall	1000m	800m	600m	400m	200m								
Section Times	1:11.20 [7] (0:13.72)	0:57.48 [7] (0:10.74)	0:46.74 [7] (0:11.63)	0:35.11 [8] (0:11.57)	0:23.54 [7] (0:11.49)	0:12.05 [7] (0:12.05)								
Average Speed [km/h]	52.5	67.3	62.6	62.7	62.8	59.9								
Top Speed [km/h]	69.0	68.3	64.5	64.8	65.4	62.3								
Avg. Dist. to Rail [m]	5.4	1.3	2.2	1.4	3.3	3.4								
Avg. Stride Freq. [Hz]	2.4	2.6	2.5	2.4	2.4	2.4								
Avg. Stride Length [m]	6.1	7.2	7.0	7.0	7.0	6.8								



- [ ] Ranking at each section and finish
- .-.- No data available at this section
- NA No data available





Horse/Jockey Name	Capital Eyes
Final Rank	8
Fastest Section Time (Section)	0:10.84 (1000m)
Top Speed [km/h] (Section)	66.9 (1000m)
Race State	Finished

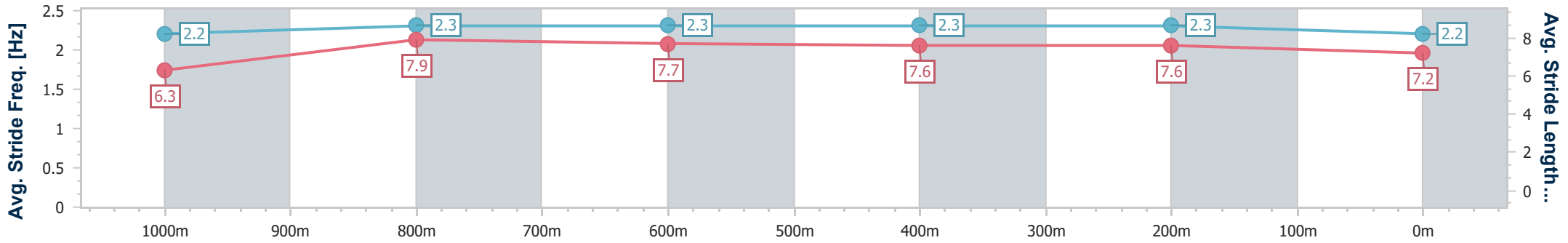
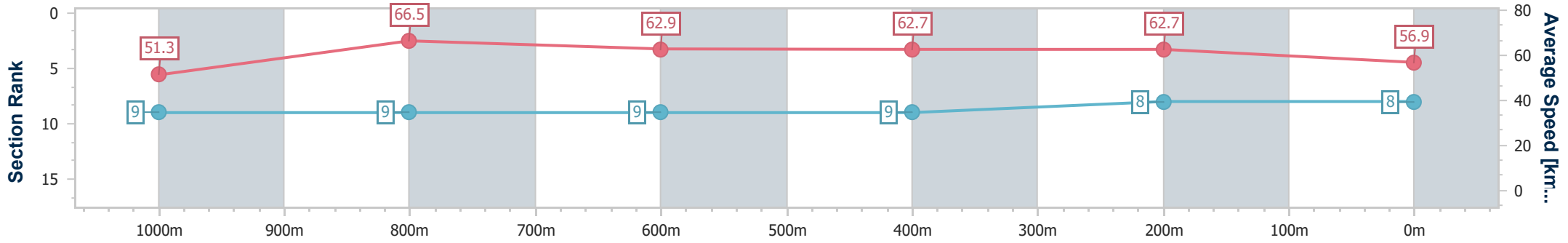


**Doomben QLD Professional**  
**Race 1: JOURNEY TO THE JEWEL Fillies and Mares Maiden**  
**Plate - 1200m**  
**01 March 2023 - 13:40**  
**Track Rating: Good 4, Weather: Fine, Rail Position: +8 Entire Course**



**BRISBANE**  
**RACING CLUB**

Section	Overall	1000m	800m	600m	400m	200m
Section Times	1:12.06 [8] (0:14.03)	0:58.03 [9] (0:10.84)	0:47.19 [9] (0:11.50)	0:35.69 [9] (0:11.55)	0:24.14 [9] (0:11.50)	0:12.64 [8] (0:12.64)
Average Speed [km/h]	51.3	66.5	62.9	62.7	62.7	56.9
Top Speed [km/h]	65.8	66.9	65.6	63.4	63.6	60.6
Avg. Dist. to Rail [m]	4.2	0.6	0.8	1.2	1.1	0.5
Avg. Stride Freq. [Hz]	2.2	2.3	2.3	2.3	2.3	2.2
Avg. Stride Length [m]	6.3	7.9	7.7	7.6	7.6	7.2



- [ ] Ranking at each section and finish
- .-.- No data available at this section
- NA No data available



Horse/Jockey Name	Salamatina
Final Rank	9
Fastest Section Time (Section)	0:10.88 (1000m)
Top Speed [km/h] (Section)	68.3 (1000m)
Race State	Finished

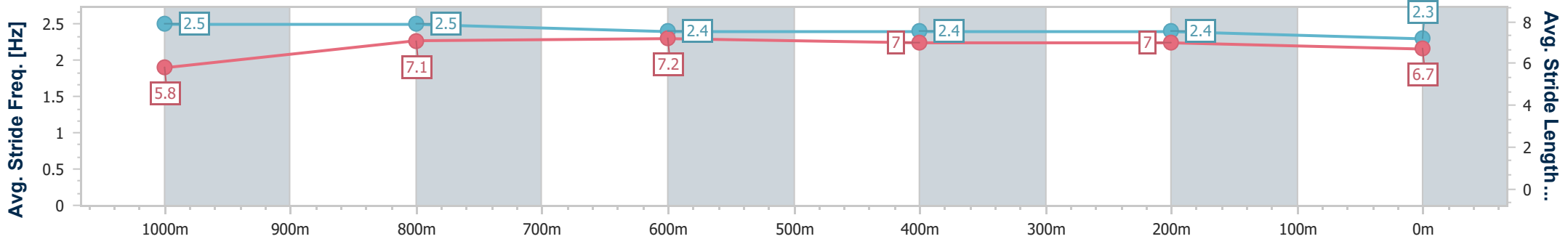
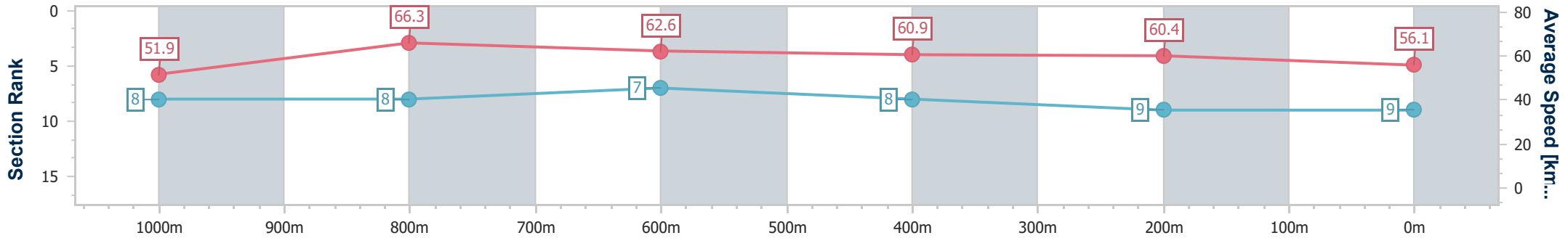


**Doomben QLD Professional**  
**Race 1: JOURNEY TO THE JEWEL Fillies and Mares Maiden**  
**Plate - 1200m**  
**01 March 2023 - 13:40**  
**Track Rating: Good 4, Weather: Fine, Rail Position: +8 Entire Course**



**BRISBANE**  
**RACING CLUB**

Section	Overall	1000m	800m	600m	400m	200m								
Section Times	1:12.56 [9] (0:13.88)	0:58.68 [8] (0:10.88)	0:47.80 [8] (0:11.42)	0:36.38 [7] (0:11.69)	0:24.69 [8] (0:11.85)	0:12.84 [9] (0:12.84)								
Average Speed [km/h]	51.9	66.3	62.6	60.9	60.4	56.1								
Top Speed [km/h]	68.3	68.3	66.6	63.0	62.5	60.0								
Avg. Dist. to Rail [m]	3.0	0.5	1.2	2.2	2.2	0.6								
Avg. Stride Freq. [Hz]	2.5	2.5	2.4	2.4	2.4	2.3								
Avg. Stride Length [m]	5.8	7.1	7.2	7.0	7.0	6.7								



- [ ] Ranking at each section and finish
- .-.- No data available at this section
- NA No data available