



Doomben QLD Professional
Race 4: 35 EUREKA STAKES GRADUATES IN 5 YEARS QTIS
BENCHMARK 70 Handicap - 1350m
01 March 2023 - 15:24



BRISBANE
RACING CLUB

Track Rating: Good 4, Weather: Fine, Rail Position: +8 Entire Course

Section											Last 600m		
Field Times											0:34.19		
	Overall	1200m	1000m	800m	600m	400m							
	1:19.83 (0:10.93)	1:08.90 (0:11.21)	0:57.69 (0:11.74)	0:45.95 (0:11.76)	0:34.19 (0:11.58)	0:22.61 (0:11.16)							
Rank	TAB	Horse/Jockey	Barrier	Top Speed [km/h]	Fastest Section							Distance Travelled [m]	
1	9	SECRET TALES Nikita Beriman	4	67.1 400m	0:10.99 400m	1:19.83 [1] (0:11.35)	1:08.48 [5] (0:11.40)	0:57.08 [5] (0:11.66)	0:45.42 [5] (0:11.64)	0:33.78 [5] (0:11.53)	0:22.25 [5] (0:10.99)	0:33.78	
2	1	HIGH COST Yvette Lewis	6	66.2 400m	0:11.07 Overall	1:19.86 [2] (0:11.07)	1:08.79 [2] (0:11.30)	0:57.49 [2] (0:11.66)	0:45.83 [2] (0:11.71)	0:34.12 [2] (0:11.58)	0:22.54 [2] (0:11.13)	0:34.12	+2
3	7	TELEPHONE BOOTH Angela Jones	1	66.7 Overall	0:10.93 Overall	1:19.88 [3] (0:10.93)	1:08.95 [1] (0:11.21)	0:57.74 [1] (0:11.74)	0:46.00 [1] (0:11.76)	0:34.24 [1] (0:11.58)	0:22.66 [1] (0:11.16)	0:34.24	-1
4	3	TANKER Elione Chaves	9	68.6 200m	0:10.99 400m	1:19.90 [4] (0:11.36)	1:08.54 [4] (0:11.25)	0:57.29 [4] (0:11.65)	0:45.64 [3] (0:11.70)	0:33.94 [4] (0:11.57)	0:22.37 [4] (0:10.99)	0:33.94	+1
5	5	PENTITO Ben Thompson	7	67.6 400m	0:10.83 400m	1:20.04 [5] (0:11.51)	1:08.53 [7] (0:11.50)	0:57.03 [7] (0:11.75)	0:45.28 [7] (0:11.63)	0:33.65 [7] (0:11.40)	0:22.25 [7] (0:10.83)	0:33.65	+4
6	8	THREE STRIPES Wendy Peel	3	65.7 400m	0:11.16 400m	1:20.28 [6] (0:11.30)	1:08.98 [3] (0:11.28)	0:57.70 [3] (0:11.70)	0:46.00 [4] (0:11.60)	0:34.40 [3] (0:11.55)	0:22.85 [3] (0:11.16)	0:34.40	-4
7	2	ATLANTIC KING Brodie Loy	5	67.7 400m	0:10.97 400m	1:20.79 [7] (0:11.42)	1:09.37 [6] (0:11.40)	0:57.97 [6] (0:11.76)	0:46.21 [6] (0:11.62)	0:34.59 [6] (0:11.57)	0:23.02 [6] (0:10.97)	0:34.59	+1

Scratched: Charge On (#4), Spending My Time (#6)

[] Ranking at each section and finish
 -:-:- No data available at this section
 NA No data available

SCN Saddle cloth number
 DNF Did not finish
 DNT Did not track



Doomben QLD Professional
Race 4: 35 EUREKA STAKES GRADUATES IN 5 YEARS QTIS
BENCHMARK 70 Handicap - 1350m
01 March 2023 - 15:24



Track Rating: Good 4, Weather: Fine, Rail Position: +8 Entire Course

Section				200m				Last 600m	
Field Times				0:11.45 (0:11.45)				0:34.19	
Rank	TAB Horse/Jockey	Barrier	Top Speed [km/h]	Fastest Section	Margin				Distance Travelled [m]
1	9 SECRET TALES Nikita Beriman	4	67.1 400m	0:10.99 400m	0:11.26 [5] (0:11.26)	1:19.83		0:33.78	
2	1 HIGH COST Yvette Lewis	6	66.2 400m	0:11.07 Overall	0:11.41 [2] (0:11.41)	0.15L		0:34.12	+2
3	7 TELEPHONE BOOTH Angela Jones	1	66.7 Overall	0:10.93 Overall	0:11.50 [1] (0:11.50)	0.29L		0:34.24	-1
4	3 TANKER Elione Chaves	9	68.6 200m	0:10.99 400m	0:11.38 [3] (0:11.38)	0.39L		0:33.94	+1
5	5 PENTITO Ben Thompson	7	67.6 400m	0:10.83 400m	0:11.42 [6] (0:11.42)	1.18L		0:33.65	+4
6	8 THREE STRIPES Wendy Peel	3	65.7 400m	0:11.16 400m	0:11.69 [4] (0:11.69)	2.61L		0:34.40	-4
7	2 ATLANTIC KING Brodie Loy	5	67.7 400m	0:10.97 400m	0:12.05 [7] (0:12.05)	5.61L		0:34.59	+1

Scratched: Charge On (#4), Spending My Time (#6)



Horse/Jockey Name	Secret Tales
Final Rank	1
Fastest Section Time (Section)	0:10.99 (400m)
Top Speed [km/h] (Section)	67.1 (400m)
Race State	Finished



Doomben QLD Professional
Race 4: 35 EUREKA STAKES GRADUATES IN 5 YEARS QTIS
BENCHMARK 70 Handicap - 1350m

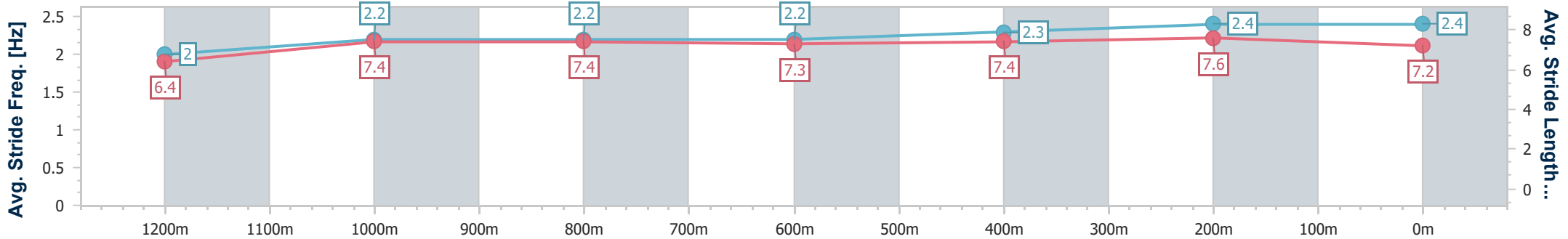
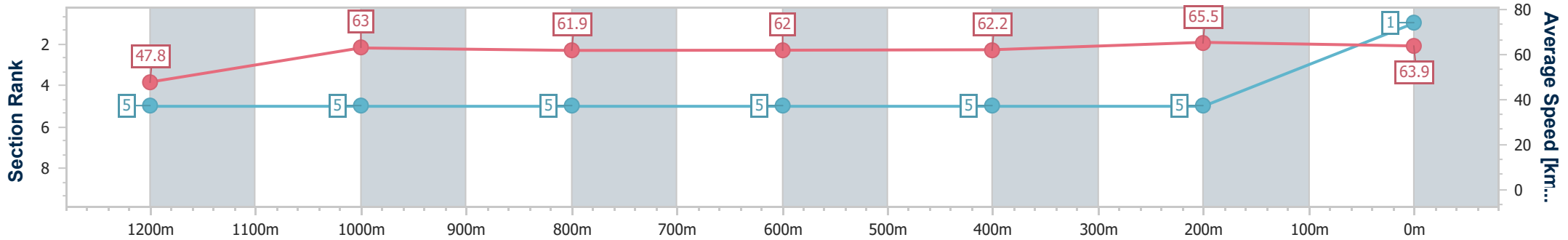
01 March 2023 - 15:24

Track Rating: Good 4, Weather: Fine, Rail Position: +8 Entire Course



BRISBANE
RACING CLUB

Section	Overall	1200m	1000m	800m	600m	400m	200m
Section Times	1:19.83 [1] (0:11.35)	1:08.48 [5] (0:11.40)	0:57.08 [5] (0:11.66)	0:45.42 [5] (0:11.64)	0:33.78 [5] (0:11.53)	0:22.25 [5] (0:10.99)	0:11.26 [5] (0:11.26)
Average Speed [km/h]	47.8	63.0	61.9	62.0	62.2	65.5	63.9
Top Speed [km/h]	63.4	63.5	62.7	63.3	62.7	67.1	66.5
Avg. Dist. to Rail [m]	3.6	0.6	0.6	0.4	0.5	0.8	0.6
Avg. Stride Freq. [Hz]	2.0	2.2	2.2	2.2	2.3	2.4	2.4
Avg. Stride Length [m]	6.4	7.4	7.4	7.3	7.4	7.6	7.2



- [] Ranking at each section and finish
- .-.- No data available at this section
- NA No data available



Horse/Jockey Name	High Cost
Final Rank	2
Fastest Section Time (Section)	0:11.07 (Overall)
Top Speed [km/h] (Section)	66.2 (400m)
Race State	Finished



Doomben QLD Professional
Race 4: 35 EUREKA STAKES GRADUATES IN 5 YEARS QTIS
BENCHMARK 70 Handicap - 1350m

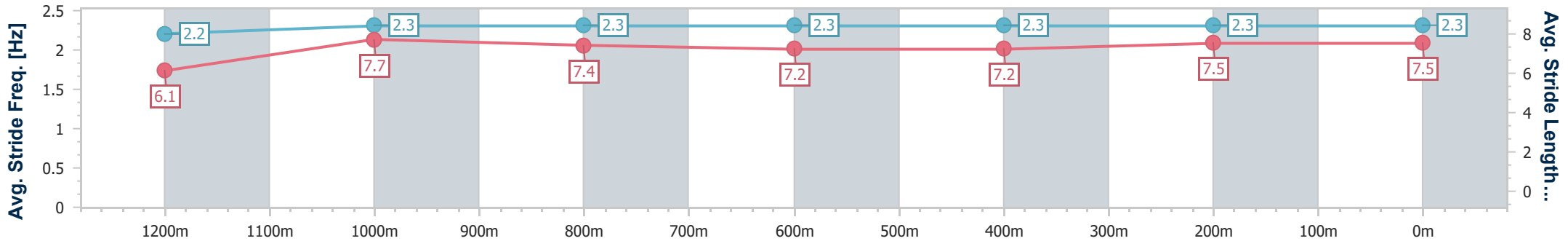
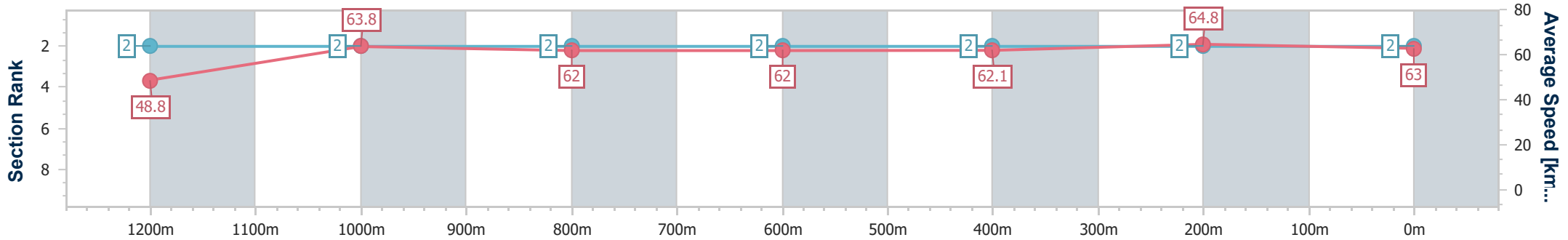
01 March 2023 - 15:24

Track Rating: Good 4, Weather: Fine, Rail Position: +8 Entire Course



BRISBANE
RACING CLUB

Section	Overall	1200m	1000m	800m	600m	400m	200m
Section Times	1:19.86 [2] (0:11.07)	1:08.79 [2] (0:11.30)	0:57.49 [2] (0:11.66)	0:45.83 [2] (0:11.71)	0:34.12 [2] (0:11.58)	0:22.54 [2] (0:11.13)	0:11.41 [2] (0:11.41)
Average Speed [km/h]	48.8	63.8	62.0	62.0	62.1	64.8	63.0
Top Speed [km/h]	64.7	64.7	63.6	62.6	62.9	66.2	65.5
Avg. Dist. to Rail [m]	4.6	0.9	1.2	1.3	0.4	0.5	1.8
Avg. Stride Freq. [Hz]	2.2	2.3	2.3	2.3	2.3	2.3	2.3
Avg. Stride Length [m]	6.1	7.7	7.4	7.2	7.2	7.5	7.5



- [] Ranking at each section and finish
- .-.- No data available at this section
- NA No data available



Horse/Jockey Name	Telephone Booth
Final Rank	3
Fastest Section Time (Section)	0:10.93 (Overall)
Top Speed [km/h] (Section)	66.7 (Overall)
Race State	Finished



Doomben QLD Professional
Race 4: 35 EUREKA STAKES GRADUATES IN 5 YEARS QTIS
BENCHMARK 70 Handicap - 1350m

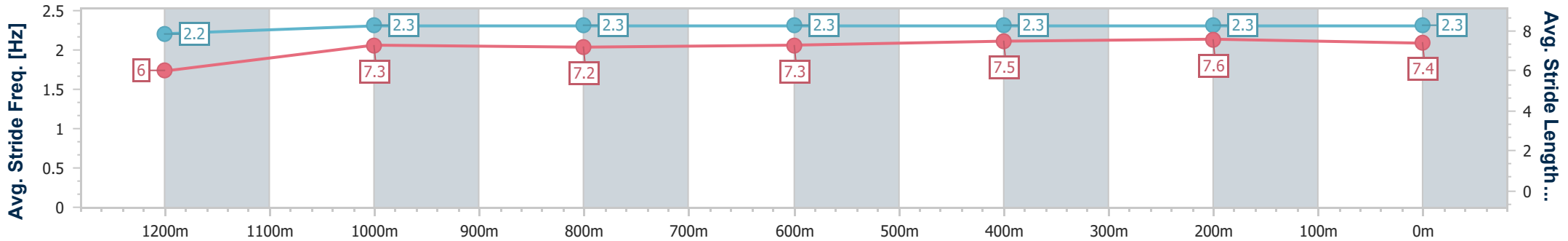
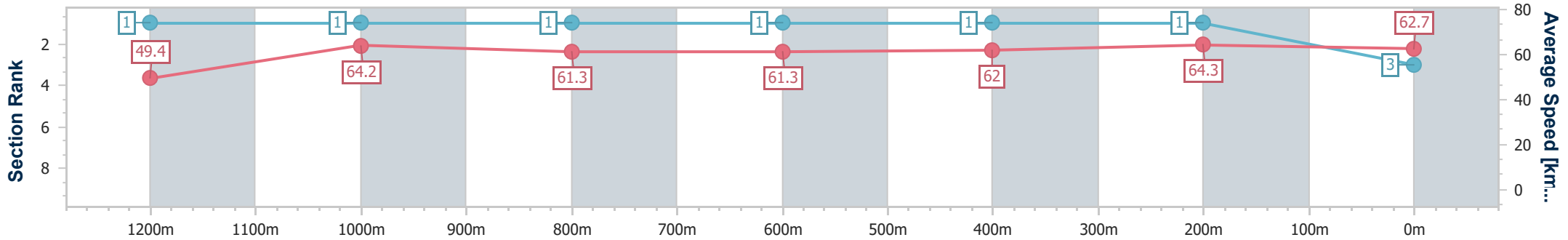
01 March 2023 - 15:24

Track Rating: Good 4, Weather: Fine, Rail Position: +8 Entire Course



BRISBANE
RACING CLUB

Section	Overall	1200m	1000m	800m	600m	400m	200m
Section Times	1:19.88 [3] (0:10.93)	1:08.95 [1] (0:11.21)	0:57.74 [1] (0:11.74)	0:46.00 [1] (0:11.76)	0:34.24 [1] (0:11.58)	0:22.66 [1] (0:11.16)	0:11.50 [1] (0:11.50)
Average Speed [km/h]	49.4	64.2	61.3	61.3	62.0	64.3	62.7
Top Speed [km/h]	66.7	65.6	62.7	62.2	62.7	65.9	64.8
Avg. Dist. to Rail [m]	1.7	0.5	0.5	0.1	0.7	0.4	0.3
Avg. Stride Freq. [Hz]	2.2	2.3	2.3	2.3	2.3	2.3	2.3
Avg. Stride Length [m]	6.0	7.3	7.2	7.3	7.5	7.6	7.4



- [] Ranking at each section and finish
- .-.- No data available at this section
- NA No data available



Horse/Jockey Name	Tanker
Final Rank	4
Fastest Section Time (Section)	0:10.99 (400m)
Top Speed [km/h] (Section)	68.6 (200m)
Race State	Finished



Doomben QLD Professional
Race 4: 35 EUREKA STAKES GRADUATES IN 5 YEARS QTIS
BENCHMARK 70 Handicap - 1350m

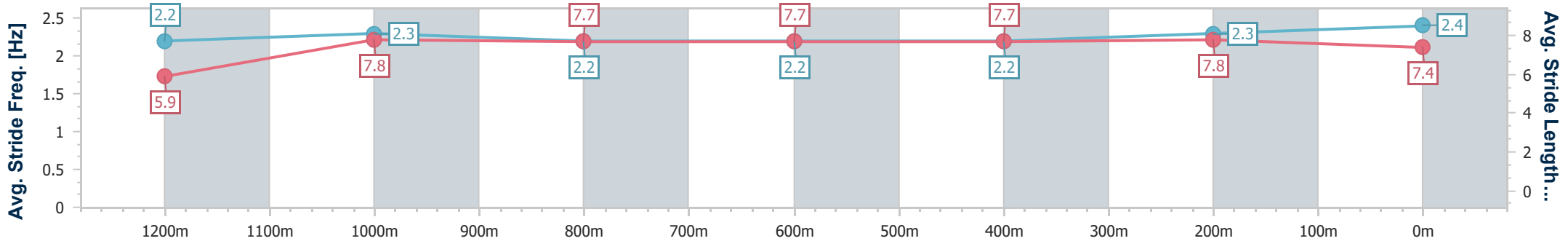
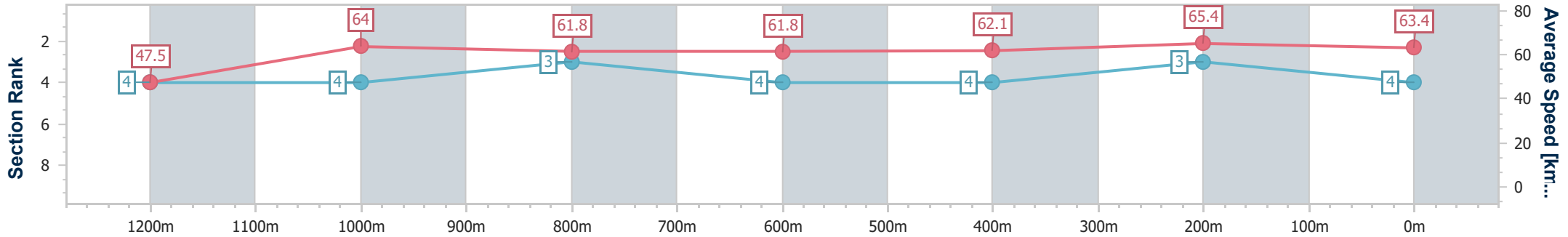
01 March 2023 - 15:24

Track Rating: Good 4, Weather: Fine, Rail Position: +8 Entire Course



BRISBANE
RACING CLUB

Section	Overall	1200m	1000m	800m	600m	400m	200m
Section Times	1:19.90 [4] (0:11.36)	1:08.54 [4] (0:11.25)	0:57.29 [4] (0:11.65)	0:45.64 [3] (0:11.70)	0:33.94 [4] (0:11.57)	0:22.37 [4] (0:10.99)	0:11.38 [3] (0:11.38)
Average Speed [km/h]	47.5	64.0	61.8	61.8	62.1	65.4	63.4
Top Speed [km/h]	64.7	64.7	63.2	62.7	63.6	68.5	68.6
Avg. Dist. to Rail [m]	7.4	1.3	0.5	0.9	0.3	1.2	3.0
Avg. Stride Freq. [Hz]	2.2	2.3	2.2	2.2	2.2	2.3	2.4
Avg. Stride Length [m]	5.9	7.8	7.7	7.7	7.7	7.8	7.4



- [] Ranking at each section and finish
- .-.- No data available at this section
- NA No data available



Horse/Jockey Name	Pentito
Final Rank	5
Fastest Section Time (Section)	0:10.83 (400m)
Top Speed [km/h] (Section)	67.6 (400m)
Race State	Finished



Doomben QLD Professional
Race 4: 35 EUREKA STAKES GRADUATES IN 5 YEARS QTIS
BENCHMARK 70 Handicap - 1350m

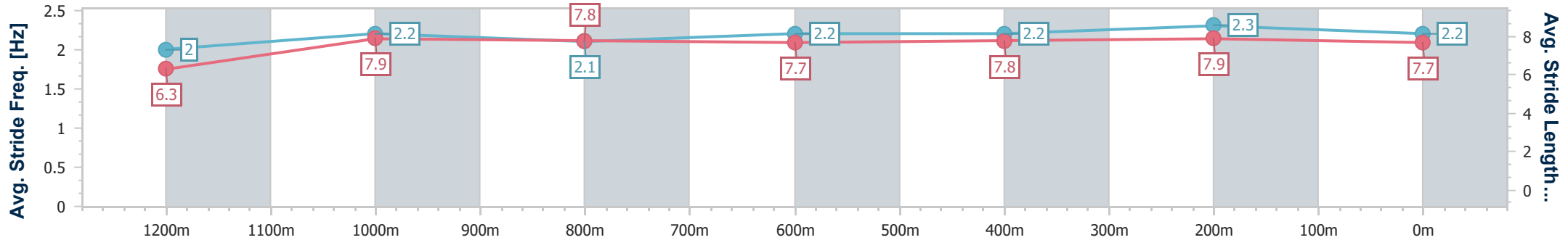
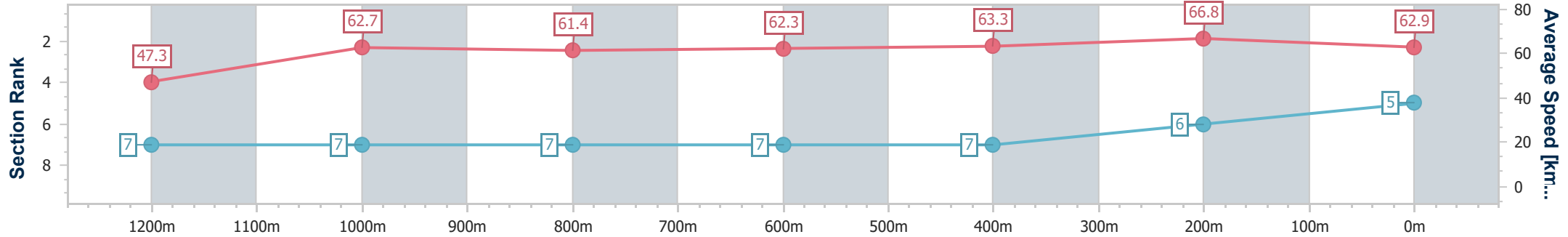
01 March 2023 - 15:24

Track Rating: Good 4, Weather: Fine, Rail Position: +8 Entire Course



BRISBANE
RACING CLUB

Section	Overall	1200m	1000m	800m	600m	400m	200m
Section Times	1:20.04 [5] (0:11.51)	1:08.53 [7] (0:11.50)	0:57.03 [7] (0:11.75)	0:45.28 [7] (0:11.63)	0:33.65 [7] (0:11.40)	0:22.25 [7] (0:10.83)	0:11.42 [6] (0:11.42)
Average Speed [km/h]	47.3	62.7	61.4	62.3	63.3	66.8	62.9
Top Speed [km/h]	62.8	63.2	63.2	64.0	65.7	67.6	65.7
Avg. Dist. to Rail [m]	5.6	1.5	1.4	1.2	0.6	2.9	4.7
Avg. Stride Freq. [Hz]	2.0	2.2	2.1	2.2	2.2	2.3	2.2
Avg. Stride Length [m]	6.3	7.9	7.8	7.7	7.8	7.9	7.7



- [] Ranking at each section and finish
- .-.- No data available at this section
- NA No data available



Horse/Jockey Name	Three Stripes
Final Rank	6
Fastest Section Time (Section)	0:11.16 (400m)
Top Speed [km/h] (Section)	65.7 (400m)
Race State	Finished



Doomben QLD Professional
Race 4: 35 EUREKA STAKES GRADUATES IN 5 YEARS QTIS
BENCHMARK 70 Handicap - 1350m

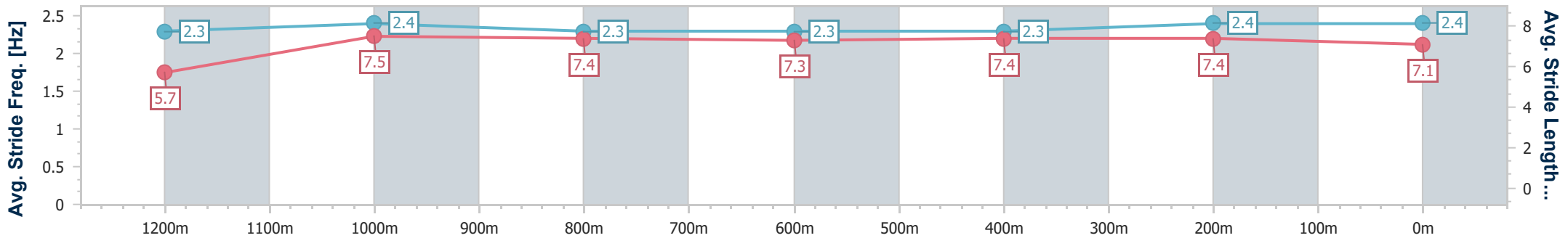
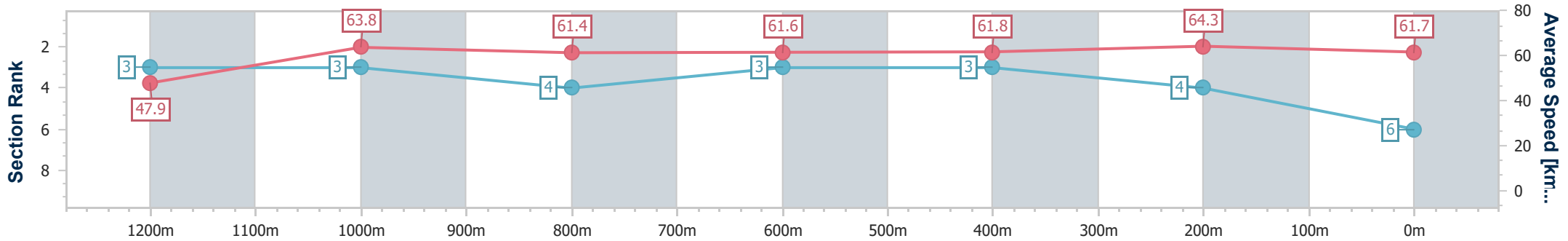
01 March 2023 - 15:24

Track Rating: Good 4, Weather: Fine, Rail Position: +8 Entire Course



BRISBANE
RACING CLUB

Section	Overall	1200m	1000m	800m	600m	400m	200m
Section Times	1:20.28 [6] (0:11.30)	1:08.98 [3] (0:11.28)	0:57.70 [3] (0:11.70)	0:46.00 [4] (0:11.60)	0:34.40 [3] (0:11.55)	0:22.85 [3] (0:11.16)	0:11.69 [4] (0:11.69)
Average Speed [km/h]	47.9	63.8	61.4	61.6	61.8	64.3	61.7
Top Speed [km/h]	62.9	65.0	63.1	62.4	62.8	65.7	65.4
Avg. Dist. to Rail [m]	2.7	0.3	0.6	1.6	1.5	0.9	0.6
Avg. Stride Freq. [Hz]	2.3	2.4	2.3	2.3	2.3	2.4	2.4
Avg. Stride Length [m]	5.7	7.5	7.4	7.3	7.4	7.4	7.1



- [] Ranking at each section and finish
- .-.- No data available at this section
- NA No data available



Horse/Jockey Name	Atlantic King
Final Rank	7
Fastest Section Time (Section)	0:10.97 (400m)
Top Speed [km/h] (Section)	67.7 (400m)
Race State	Finished



Doomben QLD Professional
Race 4: 35 EUREKA STAKES GRADUATES IN 5 YEARS QTIS
BENCHMARK 70 Handicap - 1350m

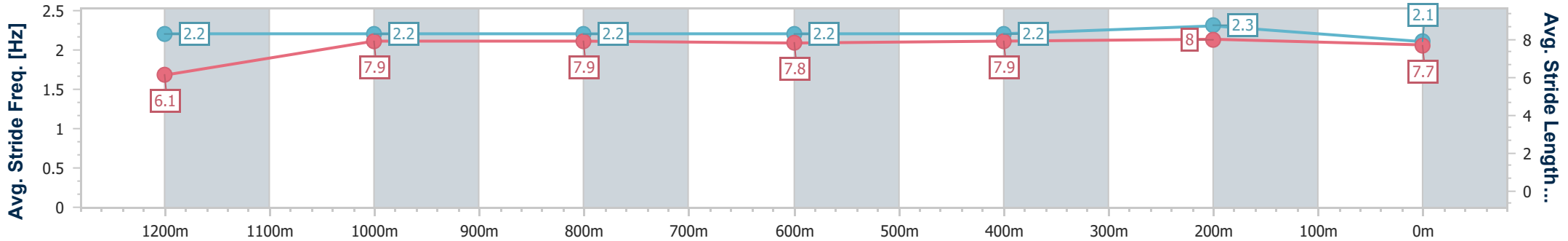
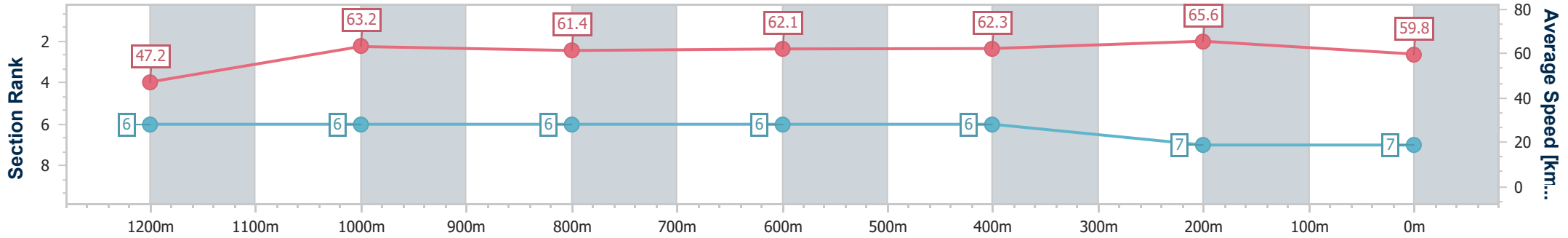
01 March 2023 - 15:24

Track Rating: Good 4, Weather: Fine, Rail Position: +8 Entire Course



BRISBANE
RACING CLUB

Section	Overall	1200m	1000m	800m	600m	400m	200m
Section Times	1:20.79 [7] (0:11.42)	1:09.37 [6] (0:11.40)	0:57.97 [6] (0:11.76)	0:46.21 [6] (0:11.62)	0:34.59 [6] (0:11.57)	0:23.02 [6] (0:10.97)	0:12.05 [7] (0:12.05)
Average Speed [km/h]	47.2	63.2	61.4	62.1	62.3	65.6	59.8
Top Speed [km/h]	62.4	64.1	63.1	63.5	63.4	67.7	65.4
Avg. Dist. to Rail [m]	4.5	1.6	1.1	0.6	0.2	2.6	4.0
Avg. Stride Freq. [Hz]	2.2	2.2	2.2	2.2	2.2	2.3	2.1
Avg. Stride Length [m]	6.1	7.9	7.9	7.8	7.9	8.0	7.7



- [] Ranking at each section and finish
- .-.- No data available at this section
- NA No data available