



# Doomben QLD Professional

## Race 6: LADBROKES MATES MODE Class 2 Handicap - 1650m

01 March 2023 - 16:33



BRISBANE  
RACING CLUB

Track Rating: Good 4, Weather: Fine, Rail Position: +8 Entire Course

Section		Overall	1400m	1200m	1000m	800m	600m	400m	Last 600m				
Field Times		1:40.30 (0:17.10)	1:23.20 (0:11.63)	1:11.57 (0:11.68)	0:59.89 (0:12.38)	0:47.51 (0:12.46)	0:35.05 (0:11.83)	0:23.22 (0:11.31)	0:35.05				
Rank	TAB Horse/Jockey	Barrier	Top Speed [km/h]	Fastest Section									Distance Travelled [m]
1	10 SEA RIPPLE Kyle Wilson-Taylor	10	65.0 400m	0:11.32 400m	1:40.30 [1] (0:17.42)	1:22.88 [3] (0:11.87)	1:11.01 [4] (0:11.78)	0:59.23 [4] (0:12.27)	0:46.96 [4] (0:12.25)	0:34.71 [3] (0:11.68)	0:23.03 [3] (0:11.32)	0:34.71	
2	5 ZHUANG SHI Ben Thompson	1	64.5 400m	0:11.32 400m	1:40.41 [2] (0:17.10)	1:23.31 [1] (0:11.63)	1:11.68 [1] (0:11.68)	1:00.00 [1] (0:12.38)	0:47.62 [1] (0:12.46)	0:35.16 [1] (0:11.83)	0:23.33 [1] (0:11.32)	0:35.16	-3
3	9 GUNMETAL GIRL Elione Chaves	3	65.3 400m	0:11.29 400m	1:40.43 [3] (0:17.72)	1:22.71 [5] (0:11.69)	1:11.02 [5] (0:11.73)	0:59.29 [5] (0:12.30)	0:46.99 [5] (0:12.32)	0:34.67 [6] (0:11.72)	0:22.95 [6] (0:11.29)	0:34.67	-4
4	4 SNATCH Brodie Loy	8	67.2 400m	0:11.11 400m	1:40.46 [4] (0:17.76)	1:22.70 [6] (0:11.81)	1:10.89 [6] (0:11.65)	0:59.24 [6] (0:12.35)	0:46.89 [6] (0:12.26)	0:34.63 [7] (0:11.71)	0:22.92 [7] (0:11.11)	0:34.63	+2
5	6 ULTIMATE PRIDE Ryan Maloney	9	66.0 400m	0:11.17 400m	1:40.47 [5] (0:18.02)	1:22.45 [8] (0:11.80)	1:10.65 [7] (0:11.61)	0:59.04 [8] (0:12.43)	0:46.61 [8] (0:11.88)	0:34.73 [5] (0:11.48)	0:23.25 [2] (0:11.17)	0:34.73	+1
6	1 JETFOIL Jim Byrne	2	63.7 400m	0:11.36 400m	1:40.67 [6] (0:17.46)	1:23.21 [4] (0:11.65)	1:11.56 [3] (0:11.85)	0:59.71 [3] (0:12.26)	0:47.45 [3] (0:12.37)	0:35.08 [4] (0:11.81)	0:23.27 [5] (0:11.36)	0:35.08	-6
7	8 MANDALAY BLONDE Georgina Cartwright	5	65.3 400m	0:11.40 400m	1:40.94 [7] (0:17.12)	1:23.82 [2] (0:11.74)	1:12.08 [2] (0:11.91)	1:00.17 [2] (0:12.32)	0:47.85 [2] (0:12.26)	0:35.59 [2] (0:11.94)	0:23.65 [4] (0:11.40)	0:35.59	+8
8	7 KENNYSSING Tegan Harrison	4	64.8 400m	0:11.32 400m	1:41.12 [8] (0:17.90)	1:23.22 [7] (0:11.93)	1:11.29 [8] (0:11.58)	0:59.71 [7] (0:12.39)	0:47.32 [7] (0:12.34)	0:34.98 [8] (0:11.65)	0:23.33 [8] (0:11.32)	0:34.98	-1

Scratched: Dirty Merchant (#2), Lately (#3)

[ ] Ranking at each section and finish  
 -:-:- No data available at this section  
 NA No data available

SCN Saddle cloth number  
 DNF Did not finish  
 DNT Did not track



# Doomben QLD Professional

## Race 6: LADBROKES MATES MODE Class 2 Handicap - 1650m

01 March 2023 - 16:33



BRISBANE  
RACING CLUB

Track Rating: Good 4, Weather: Fine, Rail Position: +8 Entire Course

Section							200m			Last 600m	
Field Times							0:11.91			0:35.05	
Rank	TAB	Horse/Jockey	Barrier	Top Speed [km/h]	Fastest Section	Margin				Distance Travelled [m]	
1	10	<b>SEA RIPPLE</b> Kyle Wilson-Taylor	10	65.0 400m	0:11.32 400m	0:11.71 [3] (0:11.71)	1:40.30			0:34.71	
2	5	<b>ZHUANG SHI</b> Ben Thompson	1	64.5 400m	0:11.32 400m	0:12.01 [2] (0:12.01)	0.65L			0:35.16	-3
3	9	<b>GUNMETAL GIRL</b> Elione Chaves	3	65.3 400m	0:11.29 400m	0:11.66 [7] (0:11.66)	0.73L			0:34.67	-4
4	4	<b>SNATCH</b> Brodie Loy	8	67.2 400m	0:11.11 400m	0:11.81 [4] (0:11.81)	0.93L			0:34.63	+2
5	6	<b>ULTIMATE PRIDE</b> Ryan Maloney	9	66.0 400m	0:11.17 400m	0:12.08 [1] (0:12.08)	1.01L			0:34.73	+1
6	1	<b>JETFOIL</b> Jim Byrne	2	63.7 400m	0:11.36 400m	0:11.91 [6] (0:11.91)	2.15L			0:35.08	-6
7	8	<b>MANDALAY BLONDE</b> Georgina Cartwright	5	65.3 400m	0:11.40 400m	0:12.25 [5] (0:12.25)	3.76L			0:35.59	+8
8	7	<b>KENNY SING</b> Tegan Harrison	4	64.8 400m	0:11.32 400m	0:12.01 [8] (0:12.01)	4.8L			0:34.98	-1

Scratched: Dirty Merchant (#2), Lately (#3)

[ ] Ranking at each section and finish  
 -:-:- No data available at this section  
 NA No data available

SCN Saddle cloth number  
 DNF Did not finish  
 DNT Did not track



Horse/Jockey Name	Sea Ripple
Final Rank	1
Fastest Section Time (Section)	0:11.32 (400m)
Top Speed [km/h] (Section)	65.0 (400m)
Race State	Finished



Doomben QLD Professional

Race 6: LADBROKES MATES MODE Class 2 Handicap - 1650m

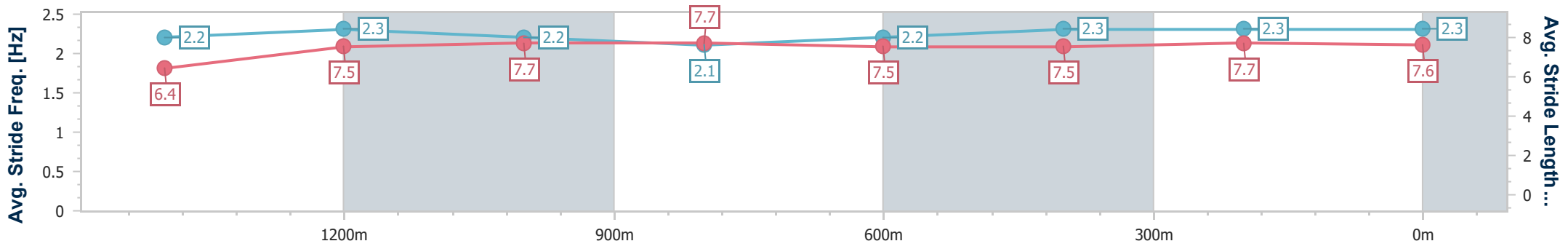
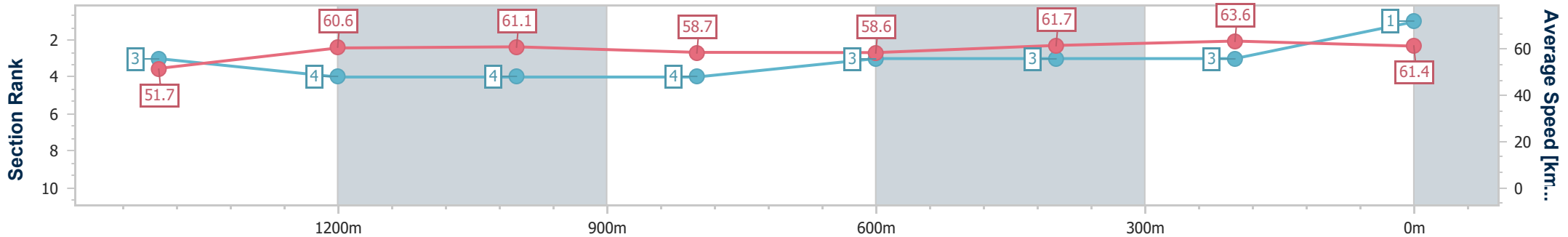
01 March 2023 - 16:33

Track Rating: Good 4, Weather: Fine, Rail Position: +8 Entire Course



BRISBANE RACING CLUB

Section	Overall	1400m	1200m	1000m	800m	600m	400m	200m
Section Times	1:40.30 [1] (0:17.42)	1:22.88 [3] (0:11.87)	1:11.01 [4] (0:11.78)	0:59.23 [4] (0:12.27)	0:46.96 [4] (0:12.25)	0:34.71 [3] (0:11.68)	0:23.03 [3] (0:11.32)	0:11.71 [3] (0:11.71)
Average Speed [km/h]	51.7	60.6	61.1	58.7	58.6	61.7	63.6	61.4
Top Speed [km/h]	62.3	62.4	62.4	60.0	60.5	62.9	65.0	63.6
Avg. Dist. to Rail [m]	2.7	0.2	0.7	0.7	0.4	0.2	0.6	2.2
Avg. Stride Freq. [Hz]	2.2	2.3	2.2	2.1	2.2	2.3	2.3	2.3
Avg. Stride Length [m]	6.4	7.5	7.7	7.7	7.5	7.5	7.7	7.6



- [ ] Ranking at each section and finish
- .-.- No data available at this section
- NA No data available



Horse/Jockey Name	Zhuang Shi
Final Rank	2
Fastest Section Time (Section)	0:11.32 (400m)
Top Speed [km/h] (Section)	64.5 (400m)
Race State	Finished



Doomben QLD Professional



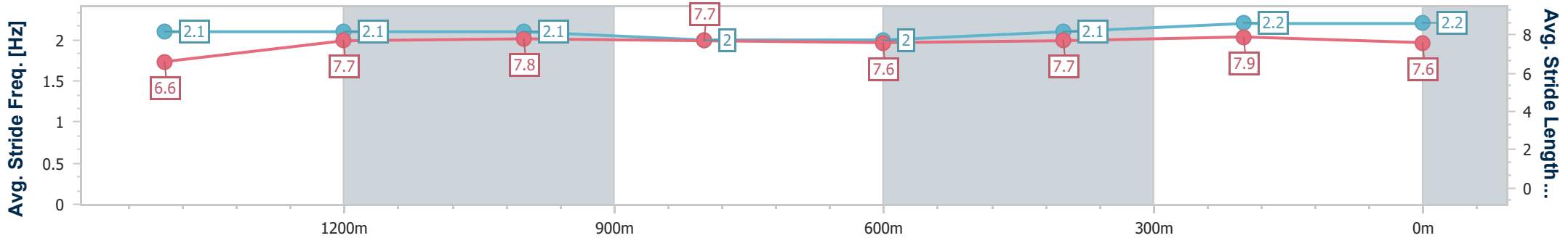
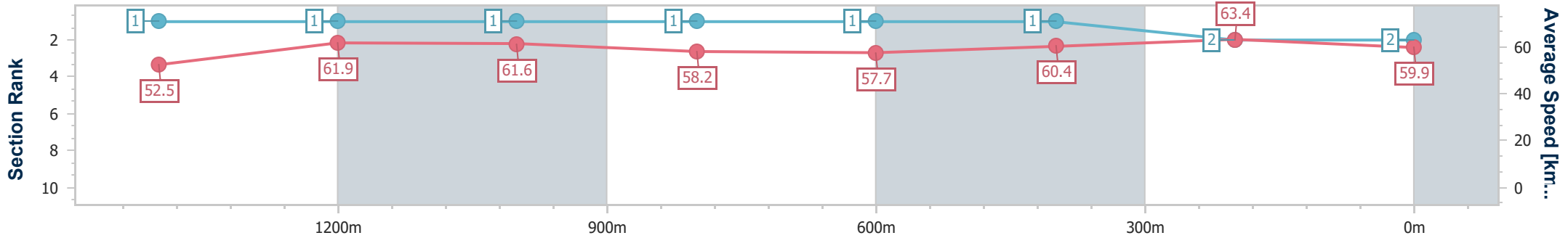
Race 6: LADBROKES MATES MODE Class 2 Handicap - 1650m

01 March 2023 - 16:33

Track Rating: Good 4, Weather: Fine, Rail Position: +8 Entire Course

BRISBANE RACING CLUB

Section	Overall	1400m	1200m	1000m	800m	600m	400m	200m
Section Times	1:40.41 [2] (0:17.10)	1:23.31 [1] (0:11.63)	1:11.68 [1] (0:11.68)	1:00.00 [1] (0:12.38)	0:47.62 [1] (0:12.46)	0:35.16 [1] (0:11.83)	0:23.33 [1] (0:11.32)	0:12.01 [2] (0:12.01)
Average Speed [km/h]	52.5	61.9	61.6	58.2	57.7	60.4	63.4	59.9
Top Speed [km/h]	62.5	62.7	62.5	60.1	59.5	62.2	64.5	62.4
Avg. Dist. to Rail [m]	1.0	0.4	0.3	0.3	0.2	1.1	1.5	0.5
Avg. Stride Freq. [Hz]	2.1	2.1	2.1	2.0	2.0	2.1	2.2	2.2
Avg. Stride Length [m]	6.6	7.7	7.8	7.7	7.6	7.7	7.9	7.6



- [ ] Ranking at each section and finish
- .-.- No data available at this section
- NA No data available



Horse/Jockey Name	Gunmetal Girl
Final Rank	3
Fastest Section Time (Section)	0:11.29 (400m)
Top Speed [km/h] (Section)	65.3 (400m)
Race State	Finished



Doomben QLD Professional

Race 6: LADBROKES MATES MODE Class 2 Handicap - 1650m

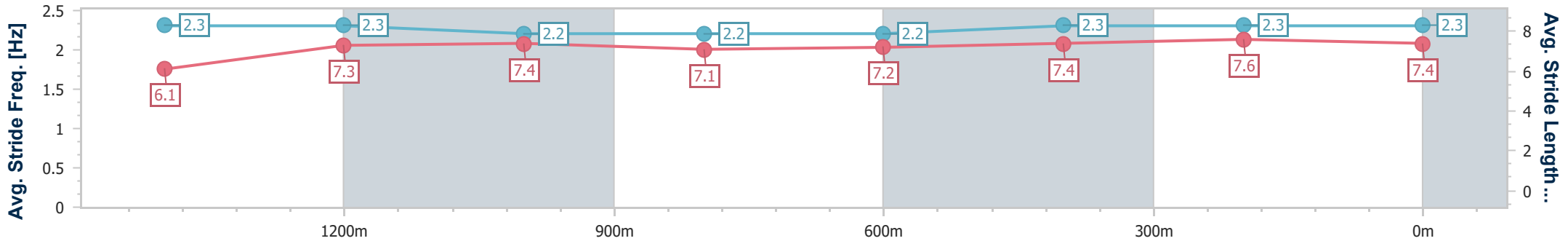
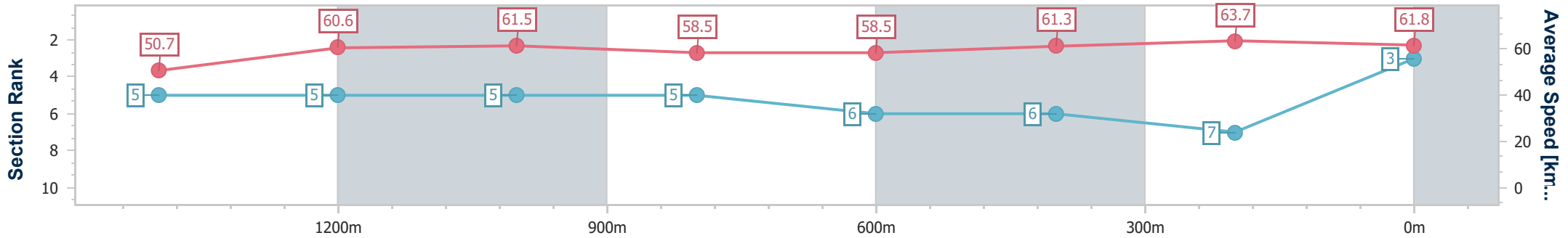
01 March 2023 - 16:33

Track Rating: Good 4, Weather: Fine, Rail Position: +8 Entire Course



BRISBANE RACING CLUB

Section	Overall	1400m	1200m	1000m	800m	600m	400m	200m					
Section Times	1:40.43 [3] (0:17.72)	1:22.71 [5] (0:11.69)	1:11.02 [5] (0:11.73)	0:59.29 [5] (0:12.30)	0:46.99 [5] (0:12.32)	0:34.67 [6] (0:11.72)	0:22.95 [6] (0:11.29)	0:11.66 [7] (0:11.66)					
Average Speed [km/h]	50.7	60.6	61.5	58.5	58.5	61.3	63.7	61.8					
Top Speed [km/h]	62.9	61.4	64.1	60.6	60.5	62.9	65.3	62.8					
Avg. Dist. to Rail [m]	1.2	2.2	0.6	0.2	0.2	0.4	1.0	5.0					
Avg. Stride Freq. [Hz]	2.3	2.3	2.2	2.2	2.2	2.3	2.3	2.3					
Avg. Stride Length [m]	6.1	7.3	7.4	7.1	7.2	7.4	7.6	7.4					



- [ ] Ranking at each section and finish
- .-.- No data available at this section
- NA No data available



Horse/Jockey Name	Snatch
Final Rank	4
Fastest Section Time (Section)	0:11.11 (400m)
Top Speed [km/h] (Section)	67.2 (400m)
Race State	Finished



### Doomben QLD Professional



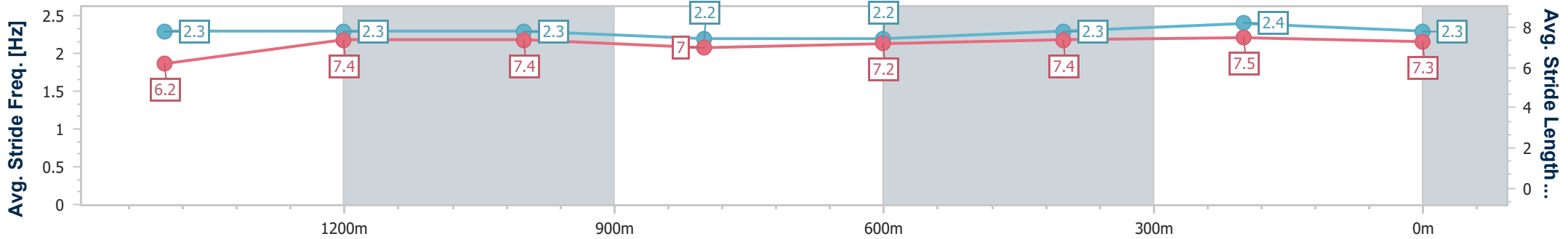
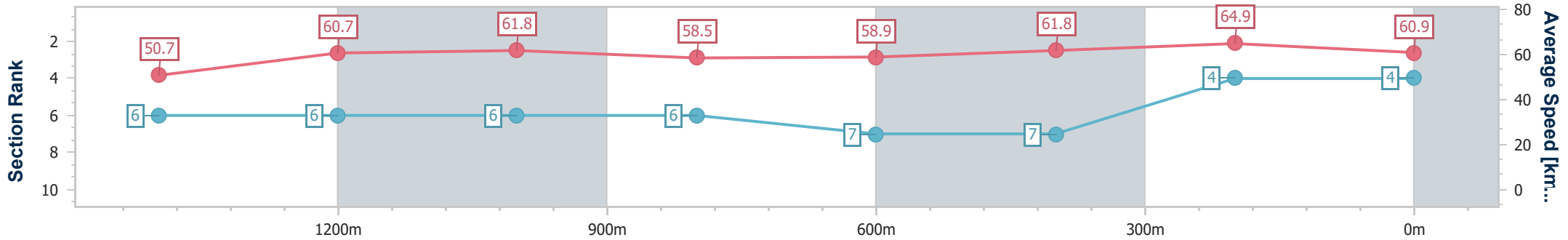
Race 6: LADBROKES MATES MODE Class 2 Handicap - 1650m

01 March 2023 - 16:33

Track Rating: Good 4, Weather: Fine, Rail Position: +8 Entire Course

BRISBANE RACING CLUB

Section	Overall	1400m	1200m	1000m	800m	600m	400m	200m
Section Times	1:40.46 [4] (0:17.76)	1:22.70 [6] (0:11.81)	1:10.89 [6] (0:11.65)	0:59.24 [6] (0:12.35)	0:46.89 [6] (0:12.26)	0:34.63 [7] (0:11.71)	0:22.92 [7] (0:11.11)	0:11.81 [4] (0:11.81)
Average Speed [km/h]	50.7	60.7	61.8	58.5	58.9	61.8	64.9	60.9
Top Speed [km/h]	61.6	62.3	62.6	60.1	60.6	62.9	67.2	63.7
Avg. Dist. to Rail [m]	1.4	0.4	1.0	1.3	0.8	0.9	1.4	3.5
Avg. Stride Freq. [Hz]	2.3	2.3	2.3	2.2	2.2	2.3	2.4	2.3
Avg. Stride Length [m]	6.2	7.4	7.4	7.0	7.2	7.4	7.5	7.3



- [ ] Ranking at each section and finish
- .-.- No data available at this section
- NA No data available



Horse/Jockey Name	Ultimate Pride
Final Rank	5
Fastest Section Time (Section)	0:11.17 (400m)
Top Speed [km/h] (Section)	66.0 (400m)
Race State	Finished



Doomben QLD Professional



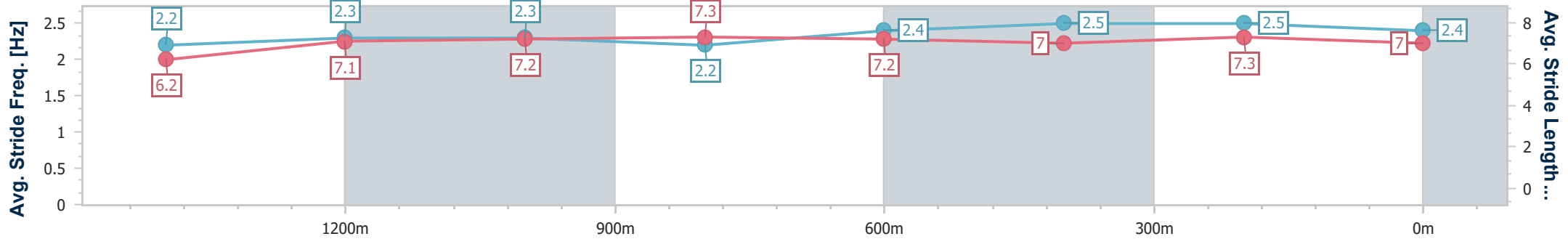
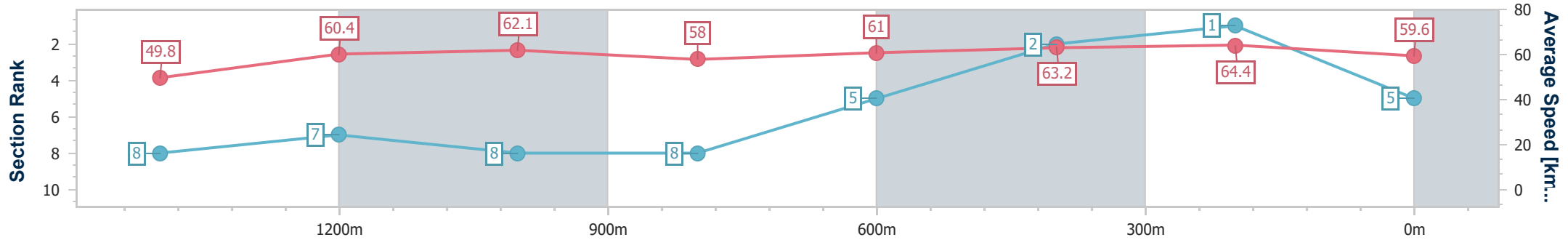
Race 6: LADBROKES MATES MODE Class 2 Handicap - 1650m

01 March 2023 - 16:33

Track Rating: Good 4, Weather: Fine, Rail Position: +8 Entire Course

BRISBANE RACING CLUB

Section	Overall	1400m	1200m	1000m	800m	600m	400m	200m
Section Times	1:40.47 [5] (0:18.02)	1:22.45 [8] (0:11.80)	1:10.65 [7] (0:11.61)	0:59.04 [8] (0:12.43)	0:46.61 [8] (0:11.88)	0:34.73 [5] (0:11.48)	0:23.25 [2] (0:11.17)	0:12.08 [1] (0:12.08)
Average Speed [km/h]	49.8	60.4	62.1	58.0	61.0	63.2	64.4	59.6
Top Speed [km/h]	64.1	61.9	64.1	59.8	65.5	65.0	66.0	62.7
Avg. Dist. to Rail [m]	2.4	1.6	0.3	0.9	1.0	1.5	0.8	0.9
Avg. Stride Freq. [Hz]	2.2	2.3	2.3	2.2	2.4	2.5	2.5	2.4
Avg. Stride Length [m]	6.2	7.1	7.2	7.3	7.2	7.0	7.3	7.0



- [ ] Ranking at each section and finish
- .-.- No data available at this section
- NA No data available



Horse/Jockey Name	Jetfoil
Final Rank	6
Fastest Section Time (Section)	0:11.36 (400m)
Top Speed [km/h] (Section)	63.7 (400m)
Race State	Finished



Doomben QLD Professional



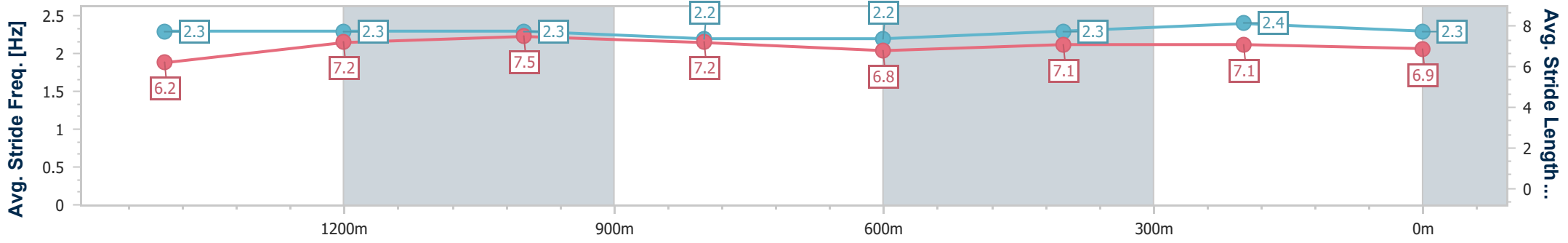
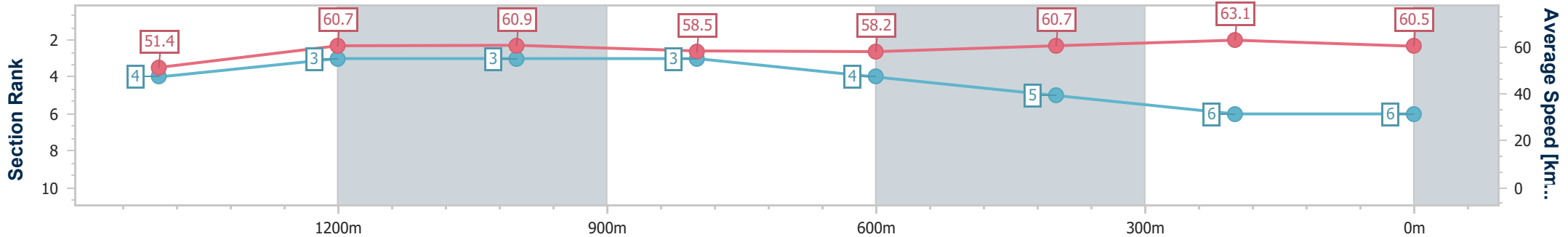
Race 6: LADBROKES MATES MODE Class 2 Handicap - 1650m

01 March 2023 - 16:33

Track Rating: Good 4, Weather: Fine, Rail Position: +8 Entire Course

BRISBANE RACING CLUB

Section	Overall	1400m	1200m	1000m	800m	600m	400m	200m
Section Times	1:40.67 [6] (0:17.46)	1:23.21 [4] (0:11.65)	1:11.56 [3] (0:11.85)	0:59.71 [3] (0:12.26)	0:47.45 [3] (0:12.37)	0:35.08 [4] (0:11.81)	0:23.27 [5] (0:11.36)	0:11.91 [6] (0:11.91)
Average Speed [km/h]	51.4	60.7	60.9	58.5	58.2	60.7	63.1	60.5
Top Speed [km/h]	61.5	61.5	61.6	59.9	59.7	62.5	63.7	62.3
Avg. Dist. to Rail [m]	1.1	2.5	1.2	0.7	0.2	0.9	0.9	2.0
Avg. Stride Freq. [Hz]	2.3	2.3	2.3	2.2	2.2	2.3	2.4	2.3
Avg. Stride Length [m]	6.2	7.2	7.5	7.2	6.8	7.1	7.1	6.9



- [ ] Ranking at each section and finish
- .-.- No data available at this section
- NA No data available





Horse/Jockey Name	Mandalay Blonde
Final Rank	7
Fastest Section Time (Section)	0:11.40 (400m)
Top Speed [km/h] (Section)	65.3 (400m)
Race State	Finished



Doomben QLD Professional



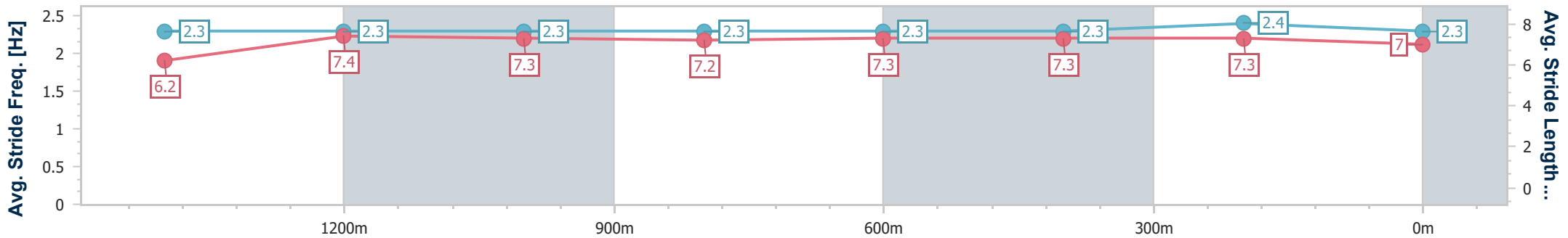
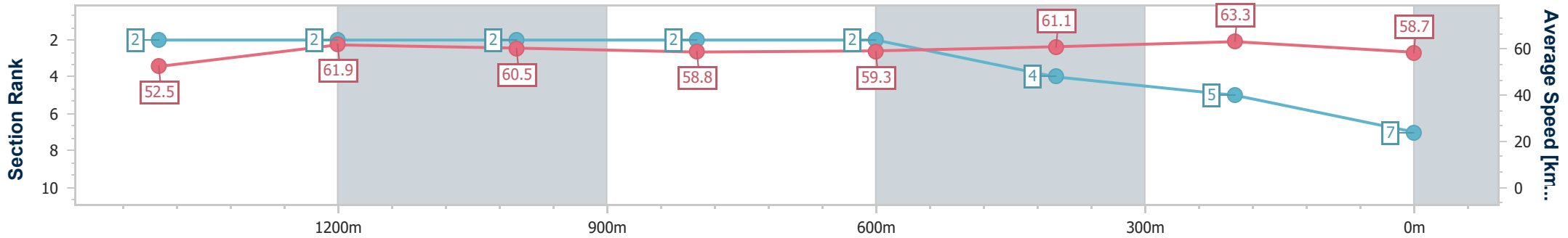
Race 6: LADBROKES MATES MODE Class 2 Handicap - 1650m

01 March 2023 - 16:33

Track Rating: Good 4, Weather: Fine, Rail Position: +8 Entire Course

BRISBANE RACING CLUB

Section	Overall	1400m	1200m	1000m	800m	600m	400m	200m
Section Times	1:40.94 [7] (0:17.12)	1:23.82 [2] (0:11.74)	1:12.08 [2] (0:11.91)	1:00.17 [2] (0:12.32)	0:47.85 [2] (0:12.26)	0:35.59 [2] (0:11.94)	0:23.65 [4] (0:11.40)	0:12.25 [5] (0:12.25)
Average Speed [km/h]	52.5	61.9	60.5	58.8	59.3	61.1	63.3	58.7
Top Speed [km/h]	65.0	63.4	63.0	59.9	60.4	63.2	65.3	61.3
Avg. Dist. to Rail [m]	1.2	1.7	3.3	2.5	1.9	2.4	0.9	1.1
Avg. Stride Freq. [Hz]	2.3	2.3	2.3	2.3	2.3	2.3	2.4	2.3
Avg. Stride Length [m]	6.2	7.4	7.3	7.2	7.3	7.3	7.3	7.0



- [ ] Ranking at each section and finish
- .-.- No data available at this section
- NA No data available



Horse/Jockey Name	Kennysing
Final Rank	8
Fastest Section Time (Section)	0:11.32 (400m)
Top Speed [km/h] (Section)	64.8 (400m)
Race State	Finished



Doomben QLD Professional



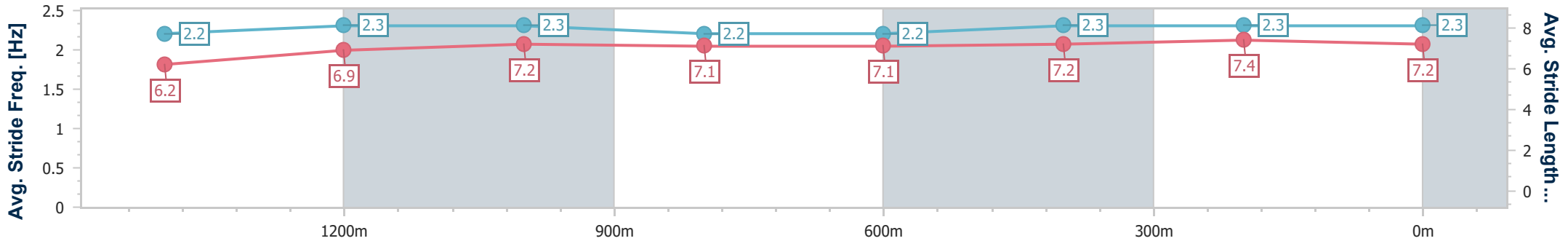
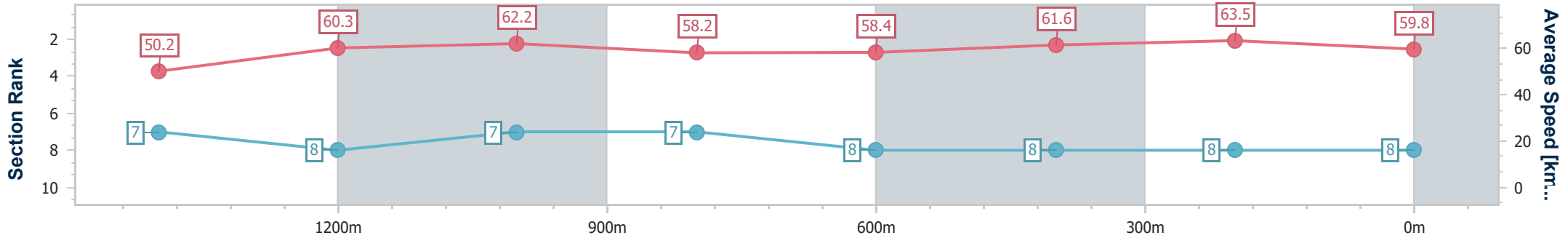
Race 6: LADBROKES MATES MODE Class 2 Handicap - 1650m

01 March 2023 - 16:33

Track Rating: Good 4, Weather: Fine, Rail Position: +8 Entire Course

BRISBANE RACING CLUB

Section	Overall	1400m	1200m	1000m	800m	600m	400m	200m
Section Times	1:41.12 [8] (0:17.90)	1:23.22 [7] (0:11.93)	1:11.29 [8] (0:11.58)	0:59.71 [7] (0:12.39)	0:47.32 [7] (0:12.34)	0:34.98 [8] (0:11.65)	0:23.33 [8] (0:11.32)	0:12.01 [8] (0:12.01)
Average Speed [km/h]	50.2	60.3	62.2	58.2	58.4	61.6	63.5	59.8
Top Speed [km/h]	64.5	61.5	63.2	59.9	60.0	62.9	64.8	63.4
Avg. Dist. to Rail [m]	1.0	0.3	0.4	0.4	0.2	0.9	1.6	1.4
Avg. Stride Freq. [Hz]	2.2	2.3	2.3	2.2	2.2	2.3	2.3	2.3
Avg. Stride Length [m]	6.2	6.9	7.2	7.1	7.1	7.2	7.4	7.2



- [ ] Ranking at each section and finish
- .-.- No data available at this section
- NA No data available