



Eagle Farm QLD Professional

Race 1: RACECOURSE VILLAGE QTIS Two-Year-Old Maiden Plate - 1200m

15 March 2023 - 12:27



BRISBANE
RACING CLUB

Track Rating: Good 4, Weather: Fine, Rail Position: + 9.5m Entire Course.

Section		Overall	1000m	800m	600m	400m	200m	Last 600m					
Field Times		1:11.49 (0:13.57)	0:57.92 (0:10.93)	0:46.99 (0:11.60)	0:35.39 (0:11.50)	0:23.89 (0:11.59)	0:12.30 (0:12.30)	0:35.39					
Rank	TAB Horse/Jockey	Barrier	Top Speed [km/h]	Fastest Section							Margin	Distance Travelled [m]	
1	6 ZELGARIA Brodie Loy	1	66.6 1000m	0:11.08 1000m	1:11.49 [1] (0:14.05)	0:57.44 [5] (0:11.08)	0:46.36 [4] (0:11.61)	0:34.75 [4] (0:11.51)	0:23.24 [3] (0:11.21)	0:12.03 [3] (0:12.03)	1:11.49	0:34.75	
2	8 OBEROI PRINCESS Samantha Collett	7	68.1 Overall	0:10.94 1000m	1:11.60 [2] (0:13.73)	0:57.87 [3] (0:10.94)	0:46.93 [2] (0:11.64)	0:35.29 [2] (0:11.67)	0:23.62 [3] (0:11.21)	0:12.41 [2] (0:12.41)	0.64L	0:35.29	+6
3	1 BIG BOY BEN Michael Cahill	3	67.6 Overall	0:11.07 1000m	1:11.61 [3] (0:13.69)	0:57.92 [2] (0:11.07)	0:46.85 [3] (0:11.58)	0:35.27 [3] (0:11.55)	0:23.72 [2] (0:11.32)	0:12.40 [1] (0:12.40)	0.7L	0:35.27	+4
4	5 SPIRIT OF BRODIE James Orman	8	68.8 Overall	0:10.93 1000m	1:12.10 [4] (0:13.57)	0:58.53 [1] (0:10.93)	0:47.60 [1] (0:11.60)	0:36.00 [1] (0:11.50)	0:24.50 [1] (0:11.62)	0:12.88 [4] (0:12.88)	3.57L	0:36.00	+0
5	7 MONOLINK Ben Thompson	2	67.1 1000m	0:10.98 1000m	1:12.53 [5] (0:14.21)	0:58.32 [7] (0:10.98)	0:47.34 [6] (0:11.62)	0:35.72 [7] (0:11.61)	0:24.11 [6] (0:11.57)	0:12.54 [5] (0:12.54)	6.13L	0:35.72	+0
6	3 HEROIC EAGLE Justin Stanley	5	66.6 1000m	0:11.03 1000m	1:12.74 [6] (0:13.96)	0:58.78 [4] (0:11.03)	0:47.75 [5] (0:11.58)	0:36.17 [5] (0:11.57)	0:24.60 [5] (0:11.79)	0:12.81 [6] (0:12.81)	7.35L	0:36.17	+2
7	4 SPECIALTIE Justin Huxtable	6	67.0 1000m	0:11.10 1000m	1:14.57 [7] (0:14.19)	1:00.38 [6] (0:11.10)	0:49.28 [7] (0:11.48)	0:37.80 [6] (0:11.81)	0:25.99 [7] (0:12.05)	0:13.94 [7] (0:13.94)	18.15L	0:37.80	+3

Scratched: Change The Deel (#2)



Horse/Jockey Name	Zelgaria
Final Rank	1
Fastest Section Time (Section)	0:11.08 (1000m)
Top Speed [km/h] (Section)	66.6 (1000m)
Race State	Finished

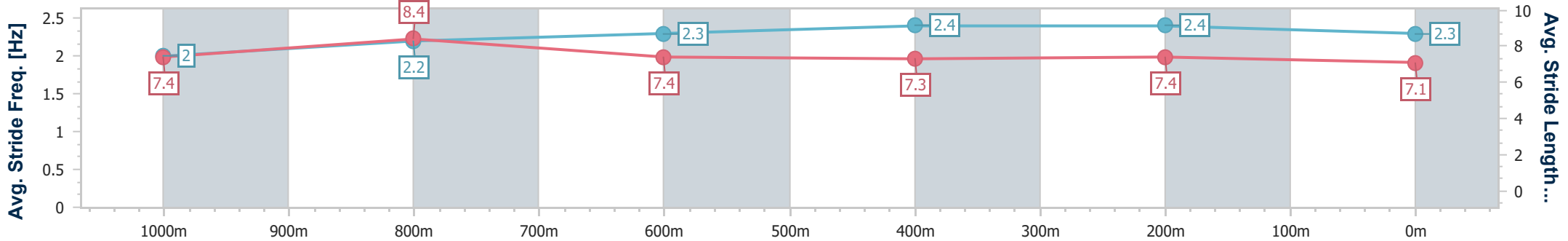
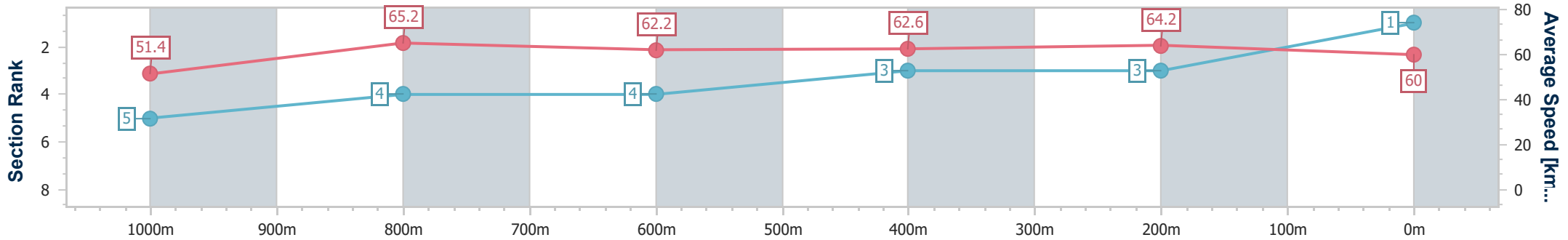


Eagle Farm QLD Professional
 Race 1: RACECOURSE VILLAGE QTIS Two-Year-Old Maiden
 Plate - 1200m
 15 March 2023 - 12:27
 Track Rating: Good 4, Weather: Fine, Rail Position: + 9.5m Entire Course.



BRISBANE
 RACING CLUB

Section	Overall	1000m	800m	600m	400m	200m
Section Times	1:11.49 [1] (0:14.05)	0:57.44 [5] (0:11.08)	0:46.36 [4] (0:11.61)	0:34.75 [4] (0:11.51)	0:23.24 [3] (0:11.21)	0:12.03 [3] (0:12.03)
Average Speed [km/h]	51.4	65.2	62.2	62.6	64.2	60.0
Top Speed [km/h]	66.0	66.6	63.8	64.9	64.7	63.0
Avg. Dist. to Rail [m]	1.0	1.0	0.4	0.4	3.0	3.3
Avg. Stride Freq. [Hz]	2.0	2.2	2.3	2.4	2.4	2.3
Avg. Stride Length [m]	7.4	8.4	7.4	7.3	7.4	7.1



- [] Ranking at each section and finish
- .-.- No data available at this section
- NA No data available



Horse/Jockey Name	Oberoi Princess
Final Rank	2
Fastest Section Time (Section)	0:10.94 (1000m)
Top Speed [km/h] (Section)	68.1 (Overall)
Race State	Finished

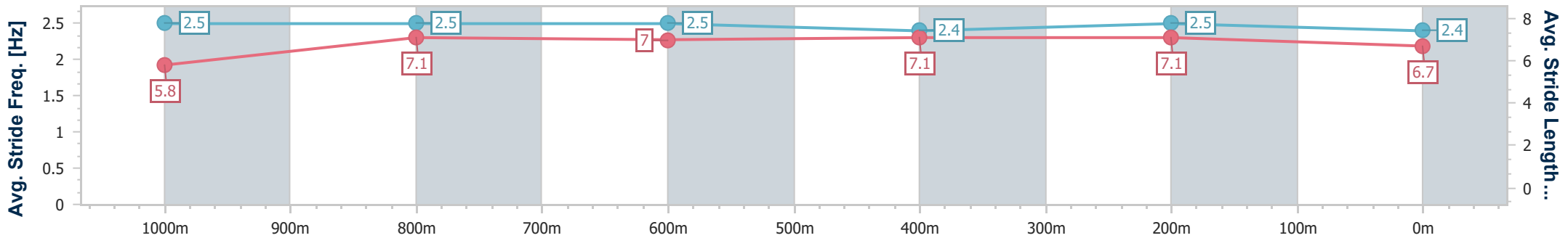
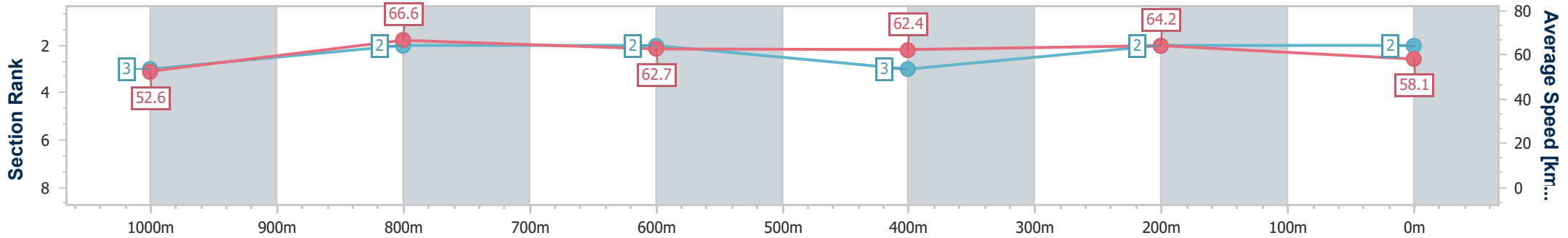


Eagle Farm QLD Professional
Race 1: RACECOURSE VILLAGE QTIS Two-Year-Old Maiden
Plate - 1200m
15 March 2023 - 12:27
Track Rating: Good 4, Weather: Fine, Rail Position: + 9.5m Entire Course.



BRISBANE
RACING CLUB

Section	Overall	1000m	800m	600m	400m	200m
Section Times	1:11.60 [2] (0:13.73)	0:57.87 [3] (0:10.94)	0:46.93 [2] (0:11.64)	0:35.29 [2] (0:11.67)	0:23.62 [3] (0:11.21)	0:12.41 [2] (0:12.41)
Average Speed [km/h]	52.6	66.6	62.7	62.4	64.2	58.1
Top Speed [km/h]	68.1	67.4	64.9	65.5	65.8	61.3
Avg. Dist. to Rail [m]	3.9	2.8	2.9	2.5	3.9	1.4
Avg. Stride Freq. [Hz]	2.5	2.5	2.5	2.4	2.5	2.4
Avg. Stride Length [m]	5.8	7.1	7.0	7.1	7.1	6.7



- [] Ranking at each section and finish
- .-.- No data available at this section
- NA No data available



Horse/Jockey Name	Big Boy Ben
Final Rank	3
Fastest Section Time (Section)	0:11.07 (1000m)
Top Speed [km/h] (Section)	67.6 (Overall)
Race State	Finished

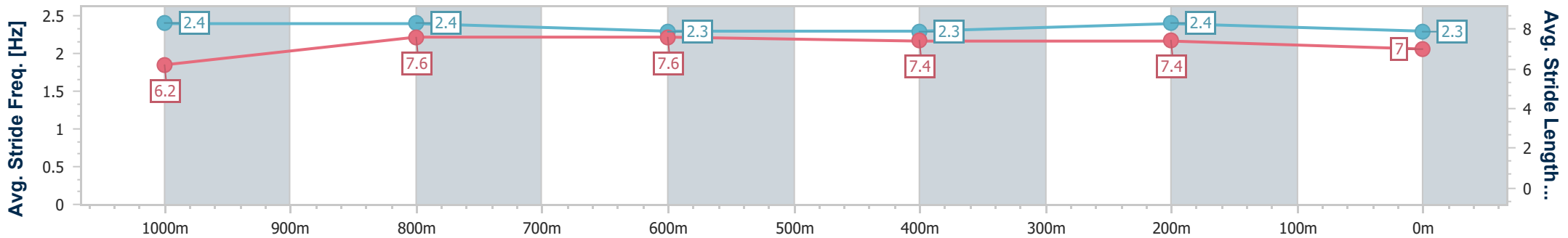
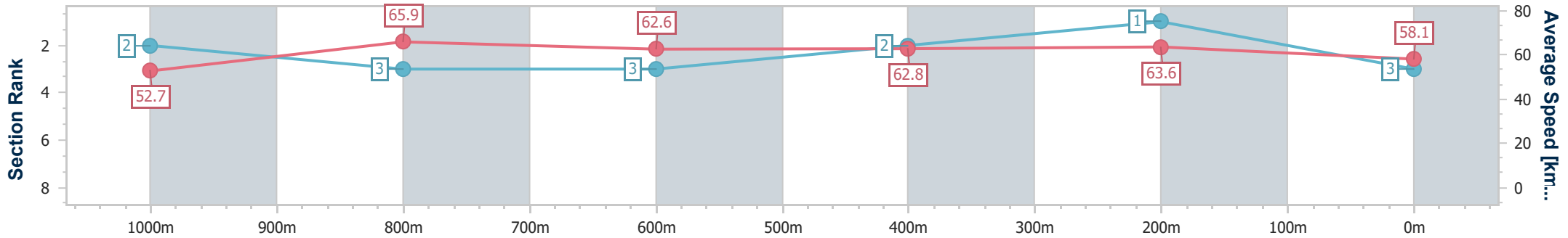


Eagle Farm QLD Professional
 Race 1: RACECOURSE VILLAGE QTIS Two-Year-Old Maiden
 Plate - 1200m
 15 March 2023 - 12:27
 Track Rating: Good 4, Weather: Fine, Rail Position: + 9.5m Entire Course.



BRISBANE
 RACING CLUB

Section	Overall	1000m	800m	600m	400m	200m
Section Times	1:11.61 [3] (0:13.69)	0:57.92 [2] (0:11.07)	0:46.85 [3] (0:11.58)	0:35.27 [3] (0:11.55)	0:23.72 [2] (0:11.32)	0:12.40 [1] (0:12.40)
Average Speed [km/h]	52.7	65.9	62.6	62.8	63.6	58.1
Top Speed [km/h]	67.6	67.0	63.9	64.8	64.8	61.4
Avg. Dist. to Rail [m]	1.9	2.3	1.5	1.8	1.6	1.9
Avg. Stride Freq. [Hz]	2.4	2.4	2.3	2.3	2.4	2.3
Avg. Stride Length [m]	6.2	7.6	7.6	7.4	7.4	7.0



- [] Ranking at each section and finish
- .-.- No data available at this section
- NA No data available



Horse/Jockey Name	Spirit Of Brodie
Final Rank	4
Fastest Section Time (Section)	0:10.93 (1000m)
Top Speed [km/h] (Section)	68.8 (Overall)
Race State	Finished

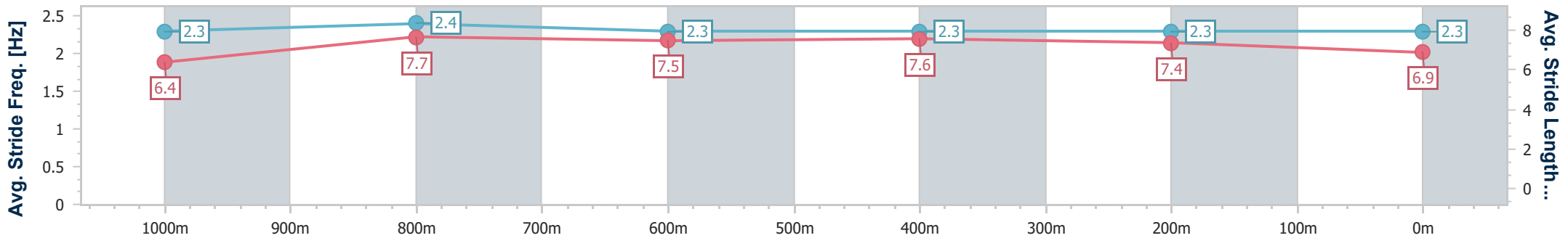
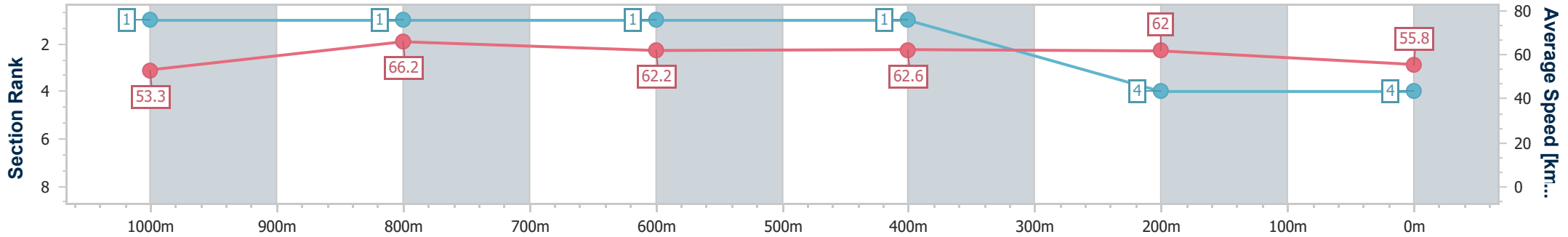


Eagle Farm QLD Professional
 Race 1: RACECOURSE VILLAGE QTIS Two-Year-Old Maiden
 Plate - 1200m
 15 March 2023 - 12:27
 Track Rating: Good 4, Weather: Fine, Rail Position: + 9.5m Entire Course.



BRISBANE
 RACING CLUB

Section	Overall	1000m	800m	600m	400m	200m
Section Times	1:12.10 [4] (0:13.57)	0:58.53 [1] (0:10.93)	0:47.60 [1] (0:11.60)	0:36.00 [1] (0:11.50)	0:24.50 [1] (0:11.62)	0:12.88 [4] (0:12.88)
Average Speed [km/h]	53.3	66.2	62.2	62.6	62.0	55.8
Top Speed [km/h]	68.8	67.9	64.3	63.7	64.0	60.4
Avg. Dist. to Rail [m]	4.9	0.9	0.5	0.3	0.9	0.6
Avg. Stride Freq. [Hz]	2.3	2.4	2.3	2.3	2.3	2.3
Avg. Stride Length [m]	6.4	7.7	7.5	7.6	7.4	6.9



- [] Ranking at each section and finish
- .-.- No data available at this section
- NA No data available



Horse/Jockey Name	Monolink
Final Rank	5
Fastest Section Time (Section)	0:10.98 (1000m)
Top Speed [km/h] (Section)	67.1 (1000m)
Race State	Finished

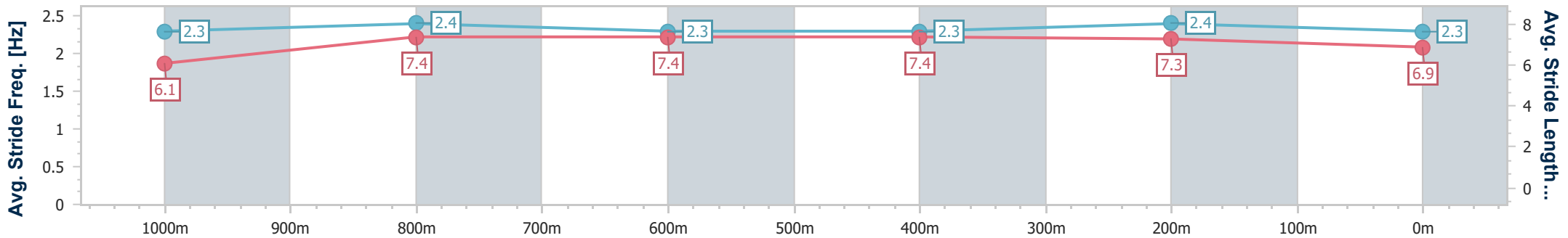
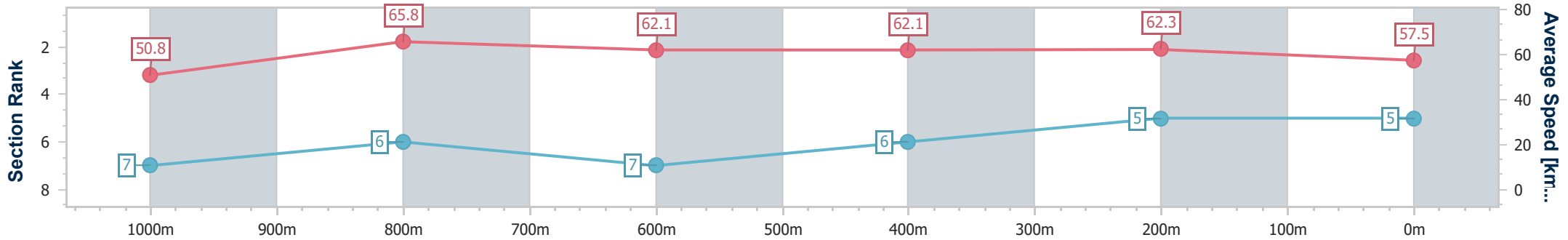


Eagle Farm QLD Professional
 Race 1: RACECOURSE VILLAGE QTIS Two-Year-Old Maiden
 Plate - 1200m
 15 March 2023 - 12:27
 Track Rating: Good 4, Weather: Fine, Rail Position: + 9.5m Entire Course.



BRISBANE
 RACING CLUB

Section	Overall	1000m	800m	600m	400m	200m
Section Times	1:12.53 [5] (0:14.21)	0:58.32 [7] (0:10.98)	0:47.34 [6] (0:11.62)	0:35.72 [7] (0:11.61)	0:24.11 [6] (0:11.57)	0:12.54 [5] (0:12.54)
Average Speed [km/h]	50.8	65.8	62.1	62.1	62.3	57.5
Top Speed [km/h]	66.0	67.1	64.6	64.3	64.6	60.2
Avg. Dist. to Rail [m]	1.8	1.0	0.3	0.7	2.7	3.4
Avg. Stride Freq. [Hz]	2.3	2.4	2.3	2.3	2.4	2.3
Avg. Stride Length [m]	6.1	7.4	7.4	7.4	7.3	6.9



- [] Ranking at each section and finish
- .-.- No data available at this section
- NA No data available



Horse/Jockey Name	Heroic Eagle
Final Rank	6
Fastest Section Time (Section)	0:11.03 (1000m)
Top Speed [km/h] (Section)	66.6 (1000m)
Race State	Finished

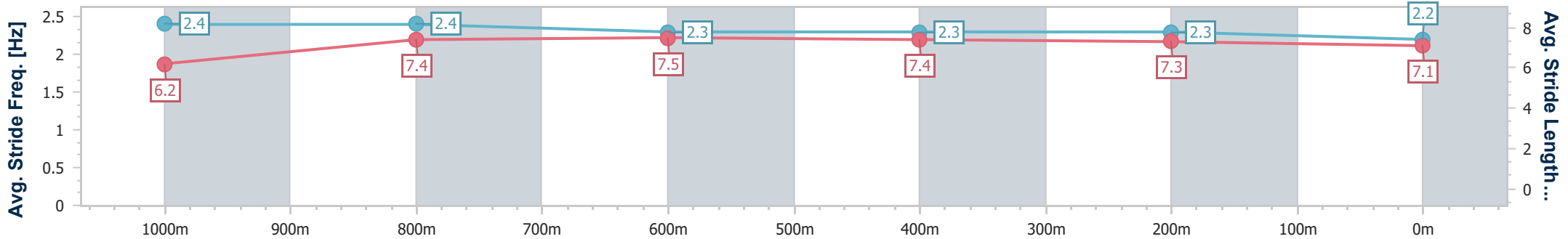
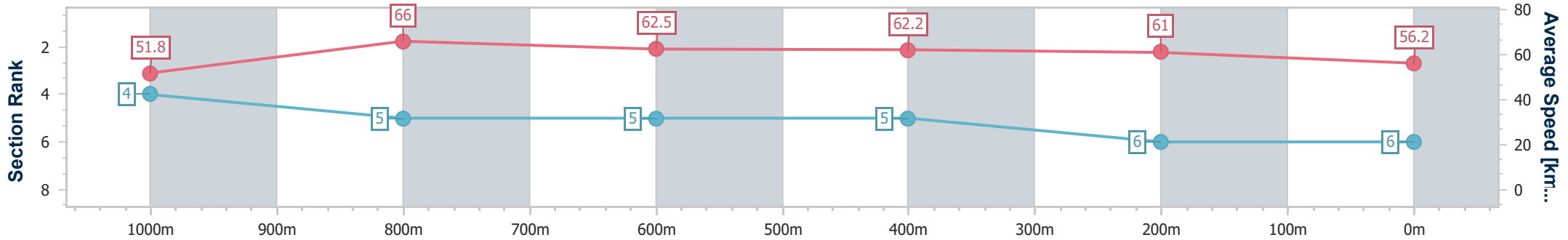


Eagle Farm QLD Professional
 Race 1: RACECOURSE VILLAGE QTIS Two-Year-Old Maiden
 Plate - 1200m
 15 March 2023 - 12:27
 Track Rating: Good 4, Weather: Fine, Rail Position: + 9.5m Entire Course.



BRISBANE
 RACING CLUB

Section	Overall	1000m	800m	600m	400m	200m
Section Times	1:12.74 [6] (0:13.96)	0:58.78 [4] (0:11.03)	0:47.75 [5] (0:11.58)	0:36.17 [5] (0:11.57)	0:24.60 [5] (0:11.79)	0:12.81 [6] (0:12.81)
Average Speed [km/h]	51.8	66.0	62.5	62.2	61.0	56.2
Top Speed [km/h]	66.0	66.6	63.8	62.9	62.8	58.9
Avg. Dist. to Rail [m]	2.7	2.3	1.3	0.4	2.9	3.4
Avg. Stride Freq. [Hz]	2.4	2.4	2.3	2.3	2.3	2.2
Avg. Stride Length [m]	6.2	7.4	7.5	7.4	7.3	7.1



- [] Ranking at each section and finish
- .-.- No data available at this section
- NA No data available



Horse/Jockey Name	Specialtie
Final Rank	7
Fastest Section Time (Section)	0:11.10 (1000m)
Top Speed [km/h] (Section)	67.0 (1000m)
Race State	Finished

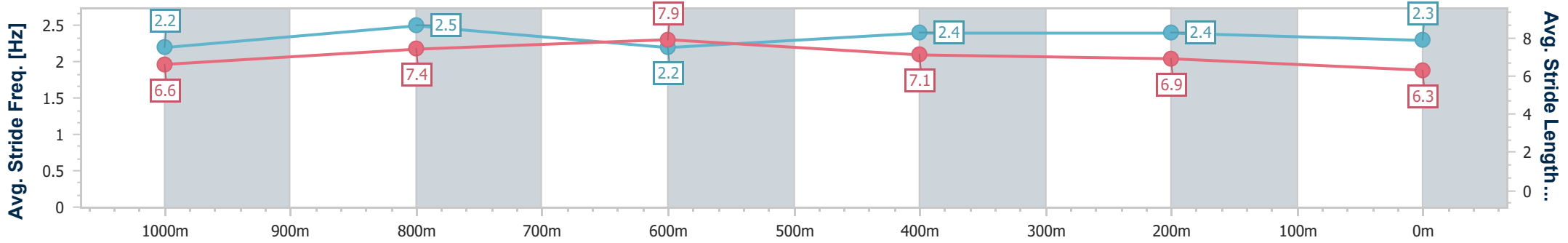
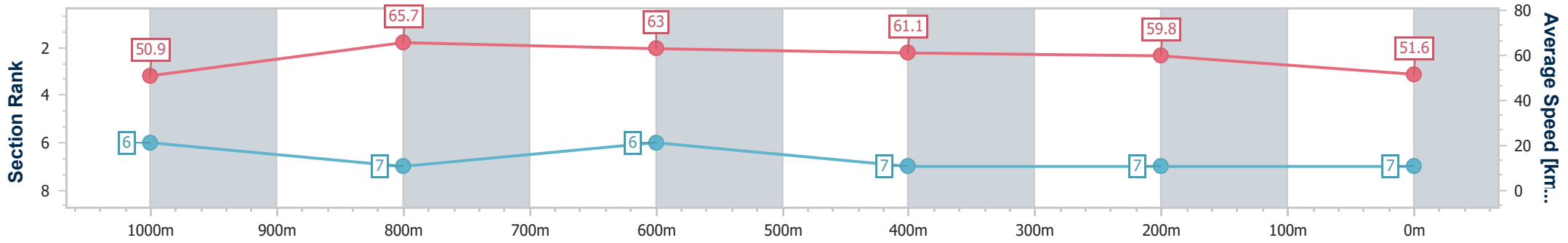


Eagle Farm QLD Professional
 Race 1: RACECOURSE VILLAGE QTIS Two-Year-Old Maiden
 Plate - 1200m
 15 March 2023 - 12:27
 Track Rating: Good 4, Weather: Fine, Rail Position: + 9.5m Entire Course.



BRISBANE
 RACING CLUB

Section	Overall	1000m	800m	600m	400m	200m								
Section Times	1:14.57 [7] (0:14.19)	1:00.38 [6] (0:11.10)	0:49.28 [7] (0:11.48)	0:37.80 [6] (0:11.81)	0:25.99 [7] (0:12.05)	0:13.94 [7] (0:13.94)								
Average Speed [km/h]	50.9	65.7	63.0	61.1	59.8	51.6								
Top Speed [km/h]	66.2	67.0	66.0	62.6	62.0	56.3								
Avg. Dist. to Rail [m]	2.6	2.4	1.3	0.8	4.8	4.4								
Avg. Stride Freq. [Hz]	2.2	2.5	2.2	2.4	2.4	2.3								
Avg. Stride Length [m]	6.6	7.4	7.9	7.1	6.9	6.3								



- [] Ranking at each section and finish
- .-.- No data available at this section
- NA No data available