



Eagle Farm QLD Professional

Race 8: LADBROKES MARKET CONTROL BENCHMARK 70 Handicap - 1845m

15 March 2023 - 16:34



BRISBANE
RACING CLUB

Track Rating: Good 4, Weather: Fine, Rail Position: + 9.5m Entire Course.

Section		Overall	1600m	1400m	1200m	1000m	800m	600m	Last 600m				
Field Times		1:55.11 (0:17.18)	1:37.93 (0:11.95)	1:25.98 (0:12.34)	1:13.64 (0:12.72)	1:00.92 (0:12.63)	0:48.29 (0:12.55)	0:35.74 (0:11.99)	0:35.74				
Rank	TAB Horse/Jockey	Barrier	Top Speed [km/h]	Fastest Section									Distance Travelled [m]
1	2 TINTINWIN Melea Castle	2	64.3 400m	0:11.41 400m	1:55.11 [1] (0:17.18)	1:37.93 [1] (0:11.95)	1:25.98 [1] (0:12.34)	1:13.64 [1] (0:12.72)	1:00.92 [1] (0:12.63)	0:48.29 [1] (0:12.55)	0:35.74 [1] (0:12.12)	0:35.74	
2	9 FINSCEAL Kyle Wilson-Taylor	1	63.7 400m	0:11.39 400m	1:55.18 [2] (0:17.46)	1:37.72 [4] (0:12.13)	1:25.59 [4] (0:12.35)	1:13.24 [4] (0:12.64)	1:00.60 [3] (0:12.65)	0:47.95 [4] (0:12.33)	0:35.62 [3] (0:11.99)	0:35.62	-5
3	7 THE DRILLER Ryan Maloney	6	64.2 400m	0:11.39 400m	1:55.23 [3] (0:17.50)	1:37.73 [5] (0:12.10)	1:25.63 [5] (0:12.44)	1:13.19 [5] (0:12.71)	1:00.48 [5] (0:12.77)	0:47.71 [5] (0:12.33)	0:35.38 [5] (0:11.93)	0:35.38	+1
4	10 FLYBRIDGE Cejay Graham	8	64.2 400m	0:11.29 400m	1:55.35 [4] (0:18.11)	1:37.24 [9] (0:12.12)	1:25.12 [8] (0:12.38)	1:12.74 [8] (0:12.63)	1:00.11 [8] (0:12.65)	0:47.46 [8] (0:12.28)	0:35.18 [8] (0:11.83)	0:35.18	-1
5	8 JETFOIL Damien Thornton	11	63.5 600m	0:11.62 400m	1:55.41 [5] (0:17.43)	1:37.98 [3] (0:11.83)	1:26.15 [2] (0:12.37)	1:13.78 [2] (0:12.71)	1:01.07 [2] (0:12.57)	0:48.50 [2] (0:12.46)	0:36.04 [2] (0:11.99)	0:36.04	+4
6	12 DO WELL LEGEND Ben Thompson	3	63.9 400m	0:11.39 400m	1:55.60 [6] (0:17.74)	1:37.86 [6] (0:12.18)	1:25.68 [6] (0:12.38)	1:13.30 [6] (0:12.66)	1:00.64 [6] (0:12.61)	0:48.03 [6] (0:12.39)	0:35.64 [6] (0:11.94)	0:35.64	-3
7	1 MAEVILA RULER Angela Jones	12	63.7 600m	0:11.57 400m	1:55.63 [7] (0:18.08)	1:37.55 [8] (0:12.13)	1:25.42 [9] (0:12.40)	1:13.02 [9] (0:12.76)	1:00.26 [9] (0:12.64)	0:47.62 [9] (0:12.14)	0:35.48 [9] (0:11.78)	0:35.48	+7
8	5 EVOCATOR Mark Du Plessis	4	63.1 400m	0:11.59 400m	1:55.69 [8] (0:17.31)	1:38.38 [2] (0:12.12)	1:26.26 [3] (0:12.46)	1:13.80 [3] (0:12.72)	1:01.08 [4] (0:12.60)	0:48.48 [3] (0:12.38)	0:36.10 [4] (0:11.91)	0:36.10	+0
9	6 KARLSTAD James Orman	5	63.0 600m	0:11.67 400m	1:55.92 [9] (0:17.85)	1:38.07 [7] (0:12.19)	1:25.88 [7] (0:12.38)	1:13.50 [7] (0:12.69)	1:00.81 [7] (0:12.66)	0:48.15 [7] (0:12.26)	0:35.89 [7] (0:11.72)	0:35.89	-1

Scratched: Painted Black (#11), Early Thoughts (#4), Dickensian (#3)

[] Ranking at each section and finish
 -:-:- No data available at this section
 NA No data available

SCN Saddle cloth number
 DNF Did not finish
 DNT Did not track



Eagle Farm QLD Professional

Race 8: LADBROKES MARKET CONTROL BENCHMARK 70 Handicap - 1845m

15 March 2023 - 16:34



BRISBANE
RACING CLUB

Track Rating: Good 4, Weather: Fine, Rail Position: + 9.5m Entire Course.

Section				400m	200m			Last 600m	
Field Times				0:23.75 (0:11.54)	0:12.21 (0:12.21)			0:35.74	
Rank	TAB Horse/Jockey	Barrier	Top Speed [km/h]	Fastest Section	Margin		Distance Travelled [m]		
1	2 TINTINWIN Melea Castle	2	64.3	0:11.41	0:23.62 [2] (0:11.41)	0:12.21 [1] (0:12.21)	1:55.11	0:35.74	
2	9 FINSCEAL Kyle Wilson-Taylor	1	63.7	0:11.39	0:23.63 [4] (0:11.39)	0:12.24 [2] (0:12.24)	0.46L	0:35.62	-5
3	7 THE DRILLER Ryan Maloney	6	64.2	0:11.39	0:23.45 [6] (0:11.39)	0:12.06 [6] (0:12.06)	0.73L	0:35.38	+1
4	10 FLYBRIDGE Cejay Graham	8	64.2	0:11.29	0:23.35 [7] (0:11.29)	0:12.06 [5] (0:12.06)	1.45L	0:35.18	-1
5	8 JETFOIL Damien Thornton	11	63.5	0:11.62	0:24.05 [1] (0:11.62)	0:12.43 [3] (0:12.43)	1.79L	0:36.04	+4
6	12 DO WELL LEGEND Ben Thompson	3	63.9	0:11.39	0:23.70 [9] (0:11.39)	0:12.31 [7] (0:12.31)	2.87L	0:35.64	-3
7	1 MAEVILA RULER Angela Jones	12	63.7	0:11.57	0:23.70 [8] (0:11.57)	0:12.13 [9] (0:12.13)	3.08L	0:35.48	+7
8	5 EVOCATOR Mark Du Plessis	4	63.1	0:11.59	0:24.19 [3] (0:11.59)	0:12.60 [4] (0:12.60)	3.45L	0:36.10	+0
9	6 KARLSTAD James Orman	5	63.0	0:11.67	0:24.17 [5] (0:11.67)	0:12.50 [8] (0:12.50)	4.8L	0:35.89	-1

Scratched: Painted Black (#11), Early Thoughts (#4), Dickensian (#3)



Horse/Jockey Name	Tintinwin
Final Rank	1
Fastest Section Time (Section)	0:11.41 (400m)
Top Speed [km/h] (Section)	64.3 (400m)
Race State	Finished

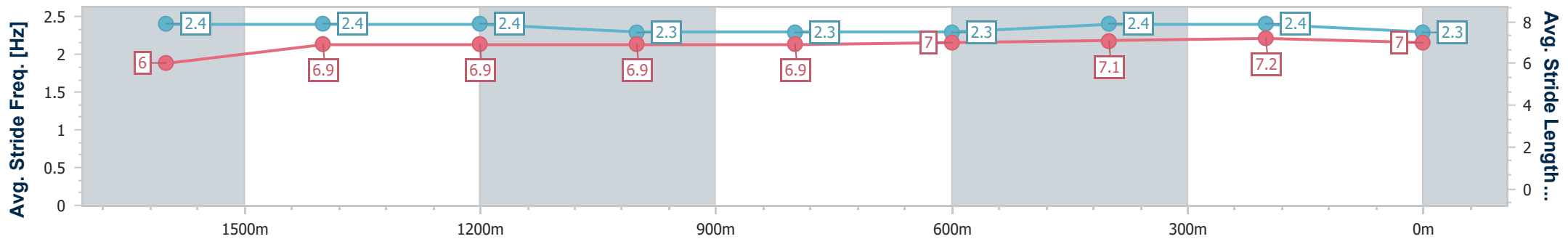
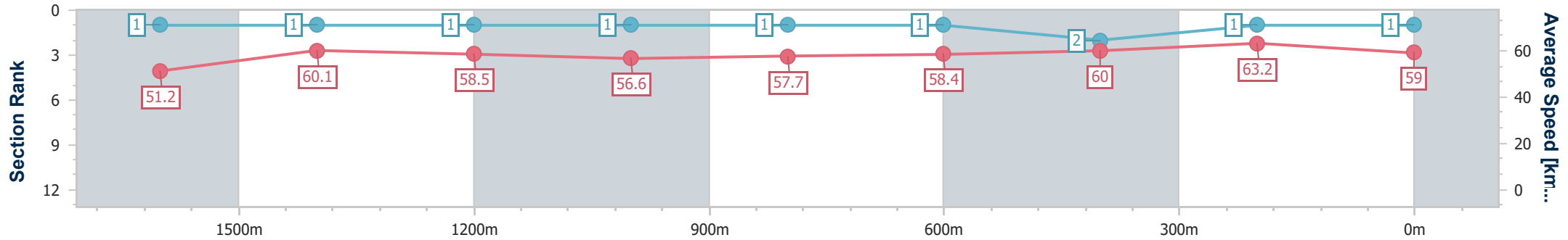


Eagle Farm QLD Professional
 Race 8: LADBROKES MARKET CONTROL BENCHMARK 70
 Handicap - 1845m
 15 March 2023 - 16:34
 Track Rating: Good 4, Weather: Fine, Rail Position: + 9.5m Entire Course.



BRISBANE
 RACING CLUB

Section	Overall	1600m	1400m	1200m	1000m	800m	600m	400m	200m			
Section Times	1:55.11 [1] (0:17.18)	1:37.93 [1] (0:11.95)	1:25.98 [1] (0:12.34)	1:13.64 [1] (0:12.72)	1:00.92 [1] (0:12.63)	0:48.29 [1] (0:12.55)	0:35.74 [1] (0:12.12)	0:23.62 [2] (0:11.41)	0:12.21 [1] (0:12.21)			
Average Speed [km/h]	51.2	60.1	58.5	56.6	57.7	58.4	60.0	63.2	59.0			
Top Speed [km/h]	61.5	61.5	60.3	57.7	58.9	59.2	63.2	64.3	61.3			
Avg. Dist. to Rail [m]	2.3	0.5	1.4	1.4	2.2	3.7	2.5	0.8	0.5			
Avg. Stride Freq. [Hz]	2.4	2.4	2.4	2.3	2.3	2.3	2.4	2.4	2.3			
Avg. Stride Length [m]	6.0	6.9	6.9	6.9	6.9	7.0	7.1	7.2	7.0			



- [] Ranking at each section and finish
- .-.- No data available at this section
- NA No data available



Horse/Jockey Name	Finsceal
Final Rank	2
Fastest Section Time (Section)	0:11.39 (400m)
Top Speed [km/h] (Section)	63.7 (400m)
Race State	Finished

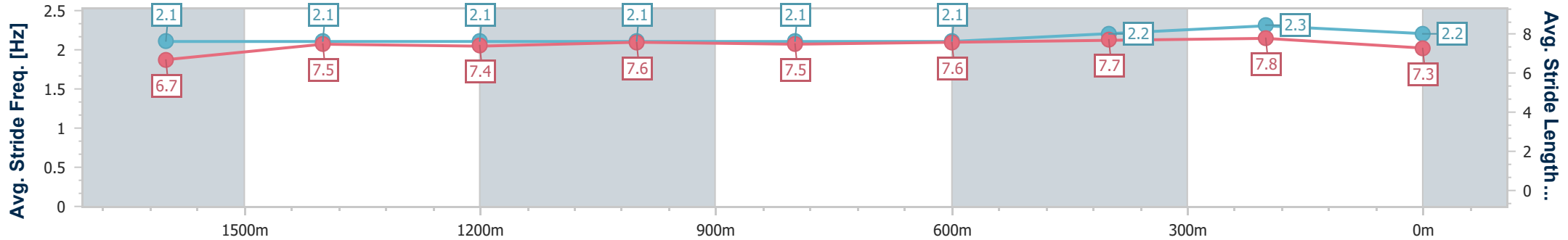
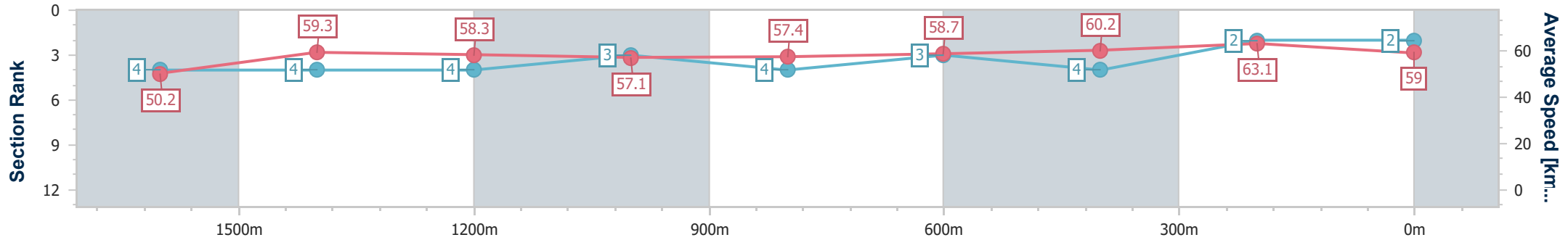


Eagle Farm QLD Professional
 Race 8: LADBROKES MARKET CONTROL BENCHMARK 70
 Handicap - 1845m
 15 March 2023 - 16:34
 Track Rating: Good 4, Weather: Fine, Rail Position: + 9.5m Entire Course.



BRISBANE
 RACING CLUB

Section	Overall	1600m	1400m	1200m	1000m	800m	600m	400m	200m
Section Times	1:55.18 [2] (0:17.46)	1:37.72 [4] (0:12.13)	1:25.59 [4] (0:12.35)	1:13.24 [4] (0:12.64)	1:00.60 [3] (0:12.65)	0:47.95 [4] (0:12.33)	0:35.62 [3] (0:11.99)	0:23.63 [4] (0:11.39)	0:12.24 [2] (0:12.24)
Average Speed [km/h]	50.2	59.3	58.3	57.1	57.4	58.7	60.2	63.1	59.0
Top Speed [km/h]	60.0	60.0	59.3	57.5	59.1	59.2	63.0	63.7	61.6
Avg. Dist. to Rail [m]	2.3	0.4	0.8	1.1	1.6	1.2	0.6	2.0	2.4
Avg. Stride Freq. [Hz]	2.1	2.1	2.1	2.1	2.1	2.1	2.2	2.3	2.2
Avg. Stride Length [m]	6.7	7.5	7.4	7.6	7.5	7.6	7.7	7.8	7.3



- [] Ranking at each section and finish
- .-.- No data available at this section
- NA No data available



Horse/Jockey Name	The Driller
Final Rank	3
Fastest Section Time (Section)	0:11.39 (400m)
Top Speed [km/h] (Section)	64.2 (400m)
Race State	Finished

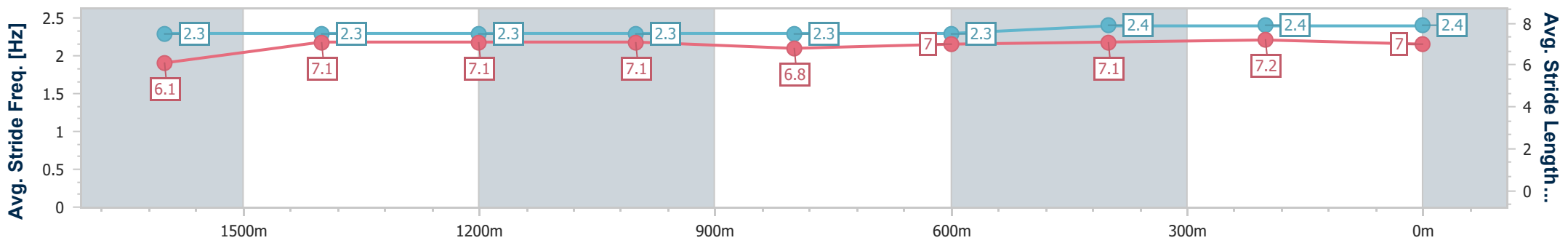
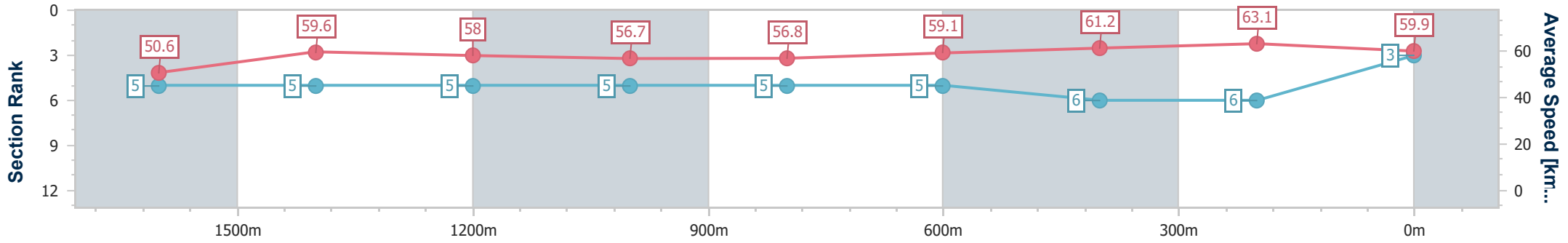


Eagle Farm QLD Professional
 Race 8: LADBROKES MARKET CONTROL BENCHMARK 70
 Handicap - 1845m
 15 March 2023 - 16:34
 Track Rating: Good 4, Weather: Fine, Rail Position: + 9.5m Entire Course.



BRISBANE
 RACING CLUB

Section	Overall	1600m	1400m	1200m	1000m	800m	600m	400m	200m			
Section Times	1:55.23 [3] (0:17.50)	1:37.73 [5] (0:12.10)	1:25.63 [5] (0:12.44)	1:13.19 [5] (0:12.71)	1:00.48 [5] (0:12.77)	0:47.71 [5] (0:12.33)	0:35.38 [5] (0:11.93)	0:23.45 [6] (0:11.39)	0:12.06 [6] (0:12.06)			
Average Speed [km/h]	50.6	59.6	58.0	56.7	56.8	59.1	61.2	63.1	59.9			
Top Speed [km/h]	61.4	60.6	58.6	57.9	59.6	60.7	64.1	64.2	62.2			
Avg. Dist. to Rail [m]	3.3	0.9	1.2	1.4	1.3	2.6	2.8	4.5	5.4			
Avg. Stride Freq. [Hz]	2.3	2.3	2.3	2.3	2.3	2.3	2.3	2.4	2.4			
Avg. Stride Length [m]	6.1	7.1	7.1	7.1	6.8	7.0	7.1	7.2	7.0			



- [] Ranking at each section and finish
- .-.- No data available at this section
- NA No data available



Horse/Jockey Name	Flybridge
Final Rank	4
Fastest Section Time (Section)	0:11.29 (400m)
Top Speed [km/h] (Section)	64.2 (400m)
Race State	Finished

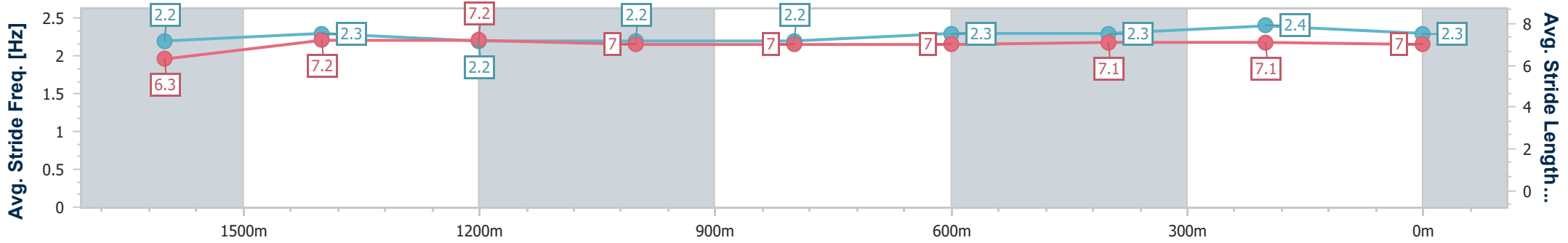
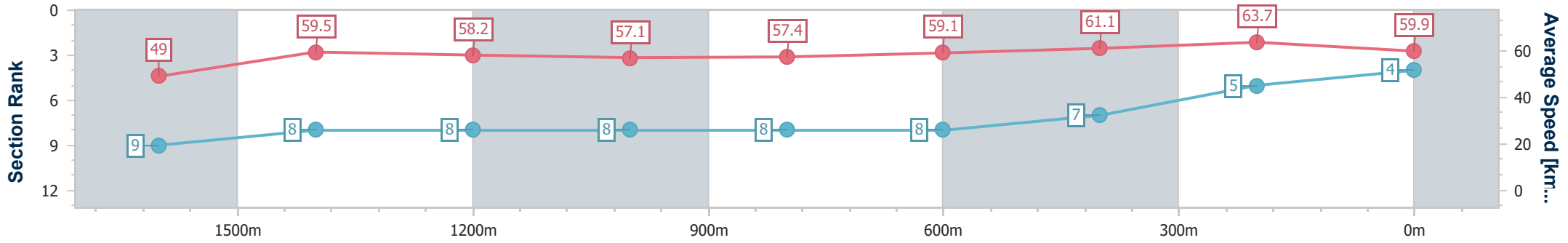


Eagle Farm QLD Professional
 Race 8: LADBROKES MARKET CONTROL BENCHMARK 70
 Handicap - 1845m
 15 March 2023 - 16:34
 Track Rating: Good 4, Weather: Fine, Rail Position: + 9.5m Entire Course.



BRISBANE
 RACING CLUB

Section	Overall	1600m	1400m	1200m	1000m	800m	600m	400m	200m			
Section Times	1:55.35 [4] (0:18.11)	1:37.24 [9] (0:12.12)	1:25.12 [8] (0:12.38)	1:12.74 [8] (0:12.63)	1:00.11 [8] (0:12.65)	0:47.46 [8] (0:12.28)	0:35.18 [8] (0:11.83)	0:23.35 [7] (0:11.29)	0:12.06 [5] (0:12.06)			
Average Speed [km/h]	49.0	59.5	58.2	57.1	57.4	59.1	61.1	63.7	59.9			
Top Speed [km/h]	59.9	60.9	60.1	58.2	59.8	60.2	63.5	64.2	62.6			
Avg. Dist. to Rail [m]	4.2	0.7	2.1	1.8	2.0	1.3	0.8	1.0	1.2			
Avg. Stride Freq. [Hz]	2.2	2.3	2.2	2.2	2.2	2.3	2.3	2.4	2.3			
Avg. Stride Length [m]	6.3	7.2	7.2	7.0	7.0	7.0	7.1	7.1	7.0			



- [] Ranking at each section and finish
- .-.- No data available at this section
- NA No data available



Horse/Jockey Name	Jetfoil
Final Rank	5
Fastest Section Time (Section)	0:11.62 (400m)
Top Speed [km/h] (Section)	63.5 (600m)
Race State	Finished

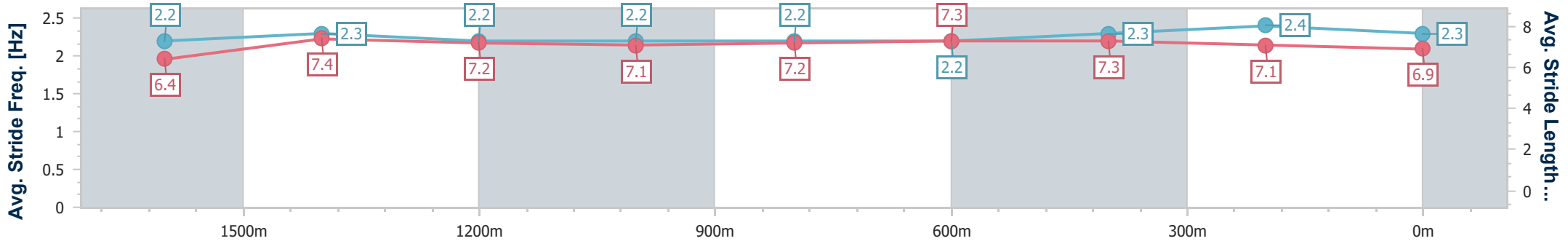
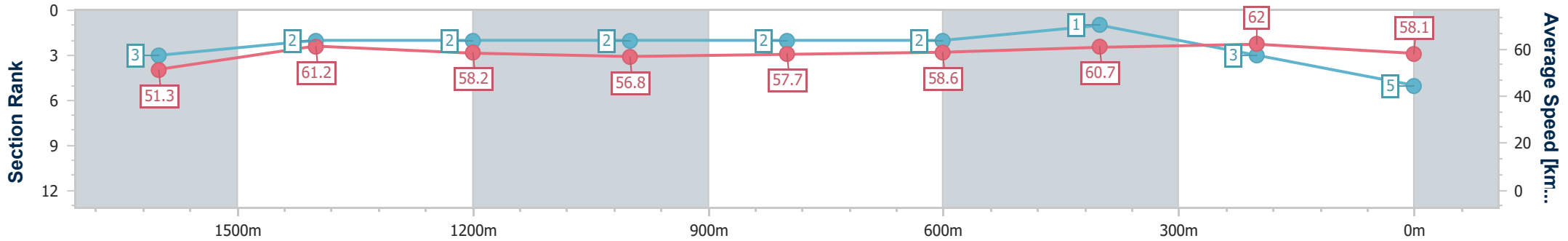


Eagle Farm QLD Professional
 Race 8: LADBROKES MARKET CONTROL BENCHMARK 70
 Handicap - 1845m
 15 March 2023 - 16:34
 Track Rating: Good 4, Weather: Fine, Rail Position: + 9.5m Entire Course.



BRISBANE
 RACING CLUB

Section	Overall	1600m	1400m	1200m	1000m	800m	600m	400m	200m			
Section Times	1:55.41 [5] (0:17.43)	1:37.98 [3] (0:11.83)	1:26.15 [2] (0:12.37)	1:13.78 [2] (0:12.71)	1:01.07 [2] (0:12.57)	0:48.50 [2] (0:12.46)	0:36.04 [2] (0:11.99)	0:24.05 [1] (0:11.62)	0:12.43 [3] (0:12.43)			
Average Speed [km/h]	51.3	61.2	58.2	56.8	57.7	58.6	60.7	62.0	58.1			
Top Speed [km/h]	62.8	63.0	60.5	57.7	58.9	59.4	63.5	63.2	60.7			
Avg. Dist. to Rail [m]	5.7	1.8	1.2	0.8	1.7	2.8	2.3	2.9	2.6			
Avg. Stride Freq. [Hz]	2.2	2.3	2.2	2.2	2.2	2.2	2.3	2.4	2.3			
Avg. Stride Length [m]	6.4	7.4	7.2	7.1	7.2	7.3	7.3	7.1	6.9			



- [] Ranking at each section and finish
- .-.- No data available at this section
- NA No data available



Horse/Jockey Name	Do Well Legend
Final Rank	6
Fastest Section Time (Section)	0:11.39 (400m)
Top Speed [km/h] (Section)	63.9 (400m)
Race State	Finished

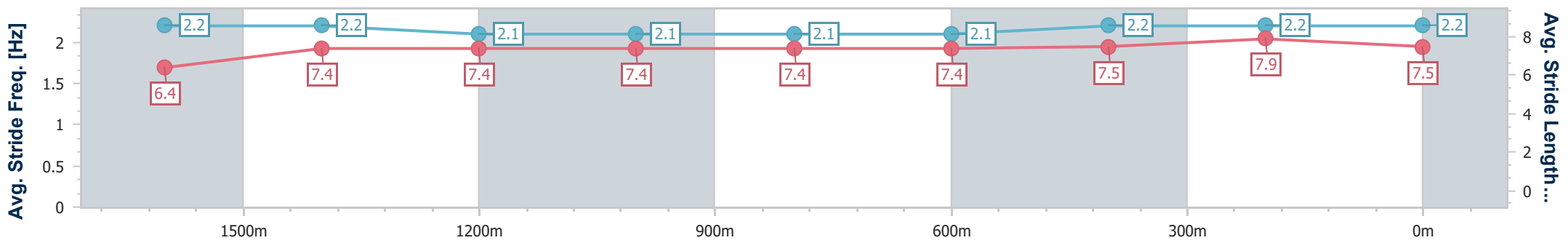
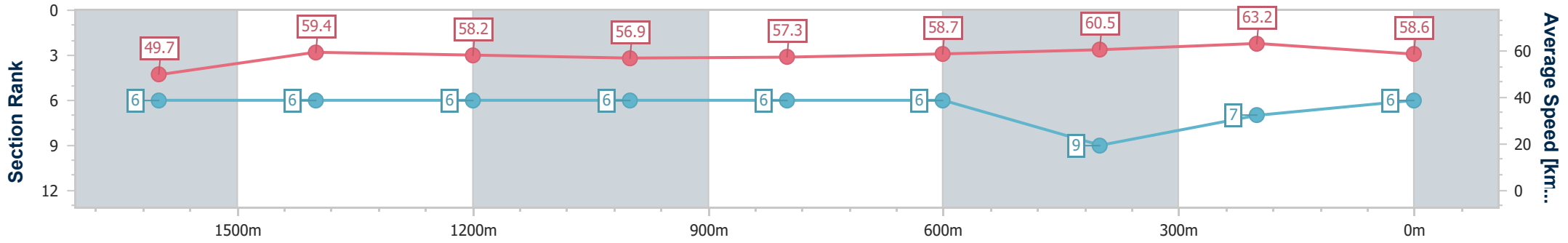


Eagle Farm QLD Professional
 Race 8: LADBROKES MARKET CONTROL BENCHMARK 70
 Handicap - 1845m
 15 March 2023 - 16:34
 Track Rating: Good 4, Weather: Fine, Rail Position: + 9.5m Entire Course.



BRISBANE
 RACING CLUB

Section	Overall	1600m	1400m	1200m	1000m	800m	600m	400m	200m			
Section Times	1:55.60 [6] (0:17.74)	1:37.86 [6] (0:12.18)	1:25.68 [6] (0:12.38)	1:13.30 [6] (0:12.66)	1:00.64 [6] (0:12.61)	0:48.03 [6] (0:12.39)	0:35.64 [6] (0:11.94)	0:23.70 [9] (0:11.39)	0:12.31 [7] (0:12.31)			
Average Speed [km/h]	49.7	59.4	58.2	56.9	57.3	58.7	60.5	63.2	58.6			
Top Speed [km/h]	60.8	60.8	59.7	58.1	58.6	59.6	63.1	63.9	62.3			
Avg. Dist. to Rail [m]	2.1	1.6	2.0	1.4	0.6	2.0	0.8	1.6	2.1			
Avg. Stride Freq. [Hz]	2.2	2.2	2.1	2.1	2.1	2.1	2.2	2.2	2.2			
Avg. Stride Length [m]	6.4	7.4	7.4	7.4	7.4	7.4	7.5	7.9	7.5			



- [] Ranking at each section and finish
- .-.- No data available at this section
- NA No data available



Horse/Jockey Name	Maevila Ruler
Final Rank	7
Fastest Section Time (Section)	0:11.57 (400m)
Top Speed [km/h] (Section)	63.7 (600m)
Race State	Finished

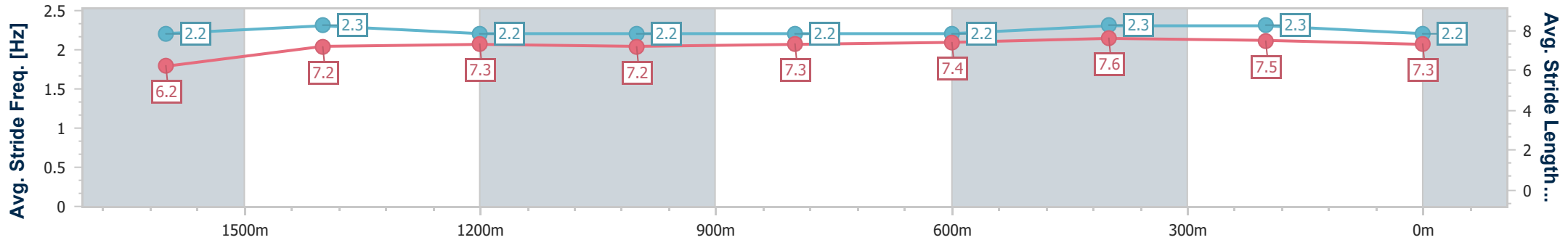
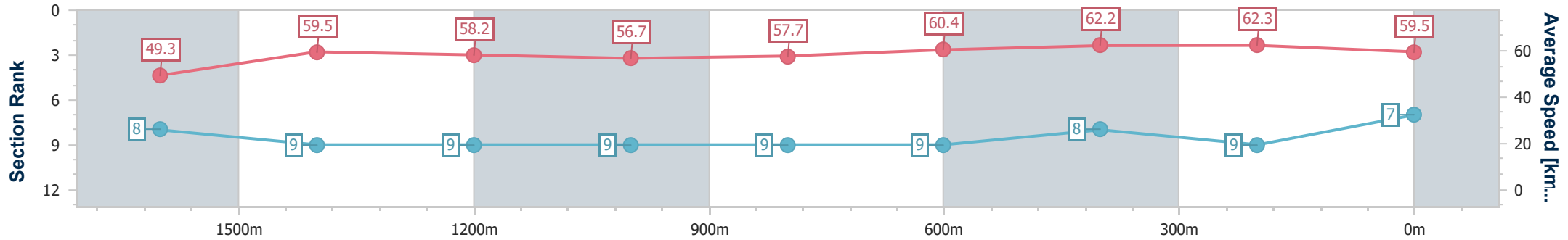


Eagle Farm QLD Professional
 Race 8: LADBROKES MARKET CONTROL BENCHMARK 70
 Handicap - 1845m
 15 March 2023 - 16:34
 Track Rating: Good 4, Weather: Fine, Rail Position: + 9.5m Entire Course.



BRISBANE
 RACING CLUB

Section	Overall	1600m	1400m	1200m	1000m	800m	600m	400m	200m			
Section Times	1:55.63 [7] (0:18.08)	1:37.55 [8] (0:12.13)	1:25.42 [9] (0:12.40)	1:13.02 [9] (0:12.76)	1:00.26 [9] (0:12.64)	0:47.62 [9] (0:12.14)	0:35.48 [9] (0:11.78)	0:23.70 [8] (0:11.57)	0:12.13 [9] (0:12.13)			
Average Speed [km/h]	49.3	59.5	58.2	56.7	57.7	60.4	62.2	62.3	59.5			
Top Speed [km/h]	59.6	60.7	60.0	58.3	60.7	61.3	63.7	63.6	61.0			
Avg. Dist. to Rail [m]	5.3	1.2	2.5	2.8	2.9	3.8	4.1	6.6	8.9			
Avg. Stride Freq. [Hz]	2.2	2.3	2.2	2.2	2.2	2.2	2.3	2.3	2.2			
Avg. Stride Length [m]	6.2	7.2	7.3	7.2	7.3	7.4	7.6	7.5	7.3			



- [] Ranking at each section and finish
- .-.- No data available at this section
- NA No data available



Horse/Jockey Name	Evocator
Final Rank	8
Fastest Section Time (Section)	0:11.59 (400m)
Top Speed [km/h] (Section)	63.1 (400m)
Race State	Finished

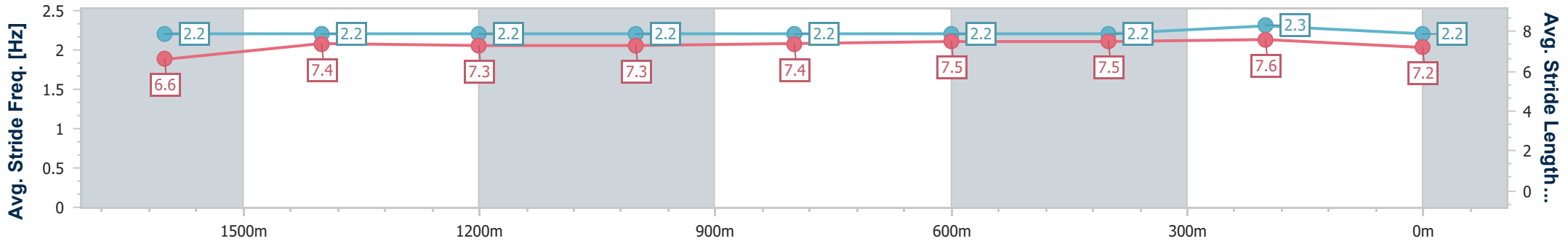
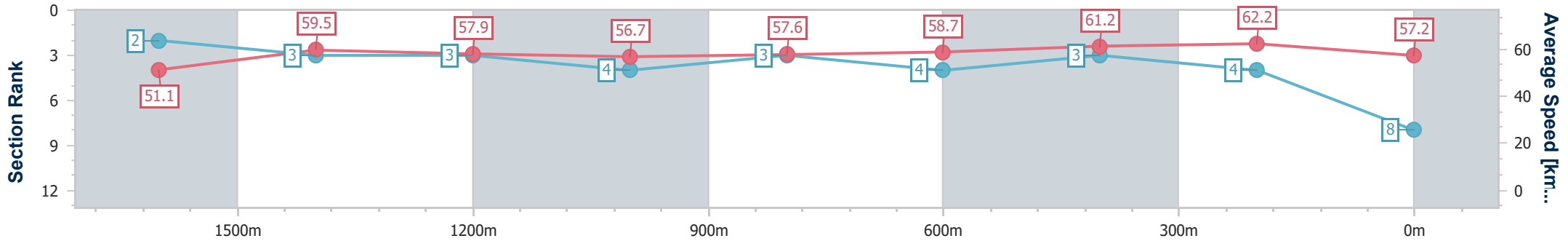


Eagle Farm QLD Professional
 Race 8: LADBROKES MARKET CONTROL BENCHMARK 70
 Handicap - 1845m
 15 March 2023 - 16:34
 Track Rating: Good 4, Weather: Fine, Rail Position: + 9.5m Entire Course.



BRISBANE
 RACING CLUB

Section	Overall	1600m	1400m	1200m	1000m	800m	600m	400m	200m			
Section Times	1:55.69 [8] (0:17.31)	1:38.38 [2] (0:12.12)	1:26.26 [3] (0:12.46)	1:13.80 [3] (0:12.72)	1:01.08 [4] (0:12.60)	0:48.48 [3] (0:12.38)	0:36.10 [4] (0:11.91)	0:24.19 [3] (0:11.59)	0:12.60 [4] (0:12.60)			
Average Speed [km/h]	51.1	59.5	57.9	56.7	57.6	58.7	61.2	62.2	57.2			
Top Speed [km/h]	60.4	60.2	58.9	57.3	58.6	59.7	63.1	63.1	60.4			
Avg. Dist. to Rail [m]	2.8	0.7	1.5	1.6	1.9	2.1	2.3	3.1	3.7			
Avg. Stride Freq. [Hz]	2.2	2.2	2.2	2.2	2.2	2.2	2.2	2.3	2.2			
Avg. Stride Length [m]	6.6	7.4	7.3	7.3	7.4	7.5	7.5	7.6	7.2			



- [] Ranking at each section and finish
- .-.- No data available at this section
- NA No data available



Horse/Jockey Name	Karlstad
Final Rank	9
Fastest Section Time (Section)	0:11.67 (400m)
Top Speed [km/h] (Section)	63.0 (600m)
Race State	Finished

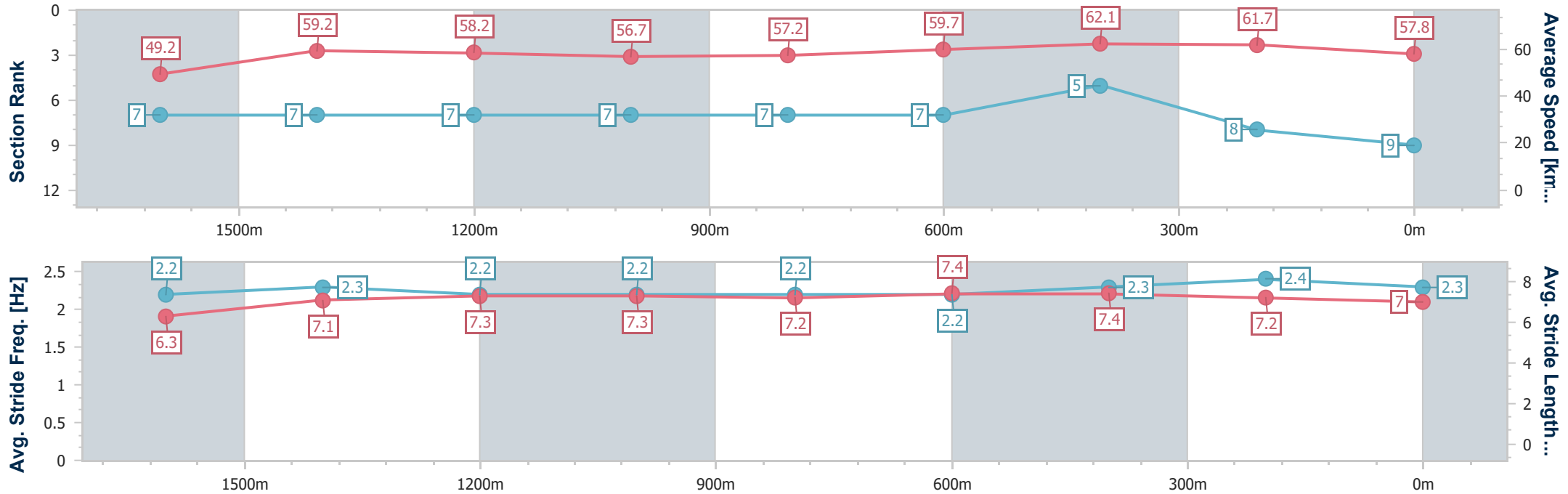


Eagle Farm QLD Professional
 Race 8: LADBROKES MARKET CONTROL BENCHMARK 70
 Handicap - 1845m
 15 March 2023 - 16:34
 Track Rating: Good 4, Weather: Fine, Rail Position: + 9.5m Entire Course.



BRISBANE
 RACING CLUB

Section	Overall	1600m	1400m	1200m	1000m	800m	600m	400m	200m			
Section Times	1:55.92 [9] (0:17.85)	1:38.07 [7] (0:12.19)	1:25.88 [7] (0:12.38)	1:13.50 [7] (0:12.69)	1:00.81 [7] (0:12.66)	0:48.15 [7] (0:12.26)	0:35.89 [7] (0:11.72)	0:24.17 [5] (0:11.67)	0:12.50 [8] (0:12.50)			
Average Speed [km/h]	49.2	59.2	58.2	56.7	57.2	59.7	62.1	61.7	57.8			
Top Speed [km/h]	60.4	60.4	59.1	58.2	59.5	60.9	63.0	63.0	60.6			
Avg. Dist. to Rail [m]	3.0	0.5	1.1	0.8	1.1	3.3	2.4	3.9	3.1			
Avg. Stride Freq. [Hz]	2.2	2.3	2.2	2.2	2.2	2.2	2.3	2.4	2.3			
Avg. Stride Length [m]	6.3	7.1	7.3	7.3	7.2	7.4	7.4	7.2	7.0			



- [] Ranking at each section and finish
- .-.- No data available at this section
- NA No data available