



Doomben QLD Professional

Race 6: FAMILY RACEDAY 15 APRIL QTIS Three-Year-Old Maiden Plate - 1350m

22 March 2023 - 15:59



BRISBANE
RACING CLUB

Track Rating: Soft 6, Weather: Overcast, Rail Position: +7m Entire Course

Section		Overall	1200m	1000m	800m	600m	400m	Last 600m				
Field Times		1:20.95 (0:11.10)	1:09.85 (0:10.67)	0:59.18 (0:11.45)	0:47.73 (0:12.10)	0:35.63 (0:12.09)	0:23.54 (0:11.62)	0:35.63				
Rank	TAB Horse/Jockey	Barrier	Top Speed [km/h]	Fastest Section	Distance Travelled [m]							
1	13 OLD SONG Michael Cahill	1	67.1 1200m	0:11.03 1200m	1:20.95 [1] (0:11.41)	1:09.54 [6] (0:11.03)	0:58.51 [8] (0:11.36)	0:47.15 [7] (0:12.05)	0:35.10 [6] (0:12.05)	0:23.05 [6] (0:11.33)	0:35.10	
2	2 DARK CHILL Jim Byrne	2	66.5 1200m	0:10.93 1200m	1:21.32 [2] (0:11.17)	1:10.15 [3] (0:10.93)	0:59.22 [3] (0:11.46)	0:47.76 [3] (0:12.04)	0:35.72 [3] (0:11.95)	0:23.77 [3] (0:11.61)	0:35.72	-3
3	9 WHISKY DREAM James Orman	7	67.4 1200m	0:10.87 1200m	1:21.35 [3] (0:11.22)	1:10.13 [4] (0:10.87)	0:59.26 [2] (0:11.26)	0:48.00 [2] (0:11.97)	0:36.03 [1] (0:12.09)	0:23.94 [1] (0:11.62)	0:36.03	-4
4	14 PROLIFIC MELODY Kyle Wilson-Taylor	4	67.4 1200m	0:10.97 1200m	1:22.00 [4] (0:11.18)	1:10.82 [2] (0:10.97)	0:59.85 [4] (0:11.52)	0:48.33 [4] (0:12.09)	0:36.24 [4] (0:11.88)	0:24.36 [4] (0:11.48)	0:36.24	+0
5	17 FOSSIL FUEL Larry Cassidy	3	67.9 1200m	0:10.77 1200m	1:22.25 [5] (0:11.45)	1:10.80 [8] (0:10.77)	1:00.03 [5] (0:11.49)	0:48.54 [6] (0:12.08)	0:36.46 [7] (0:11.91)	0:24.55 [5] (0:11.84)	0:36.46	+3
6	3 IRRIGATOR Madeleine Wishart	18	64.9 1200m	0:11.26 1200m	1:22.30 [6] (0:11.50)	1:10.80 [9] (0:11.26)	0:59.54 [10] (0:11.41)	0:48.13 [9] (0:11.96)	0:36.17 [8] (0:11.98)	0:24.19 [8] (0:11.59)	0:36.17	+0
7	15 RUM REVOLUTION Stephanie Thornton	16	68.8 1200m	0:10.67 1200m	1:22.36 [7] (0:11.10)	1:11.26 [1] (0:10.67)	1:00.59 [1] (0:11.45)	0:49.14 [1] (0:12.25)	0:36.89 [2] (0:12.00)	0:24.89 [2] (0:11.76)	0:36.89	+4
8	1 CANELANDER Justin Huxtable	8	68.2 1200m	0:10.83 1200m	1:22.85 [8] (0:11.78)	1:11.07 [10] (0:10.83)	1:00.24 [9] (0:11.49)	0:48.75 [8] (0:12.12)	0:36.63 [9] (0:11.97)	0:24.66 [9] (0:11.80)	0:36.63	+3
9	8 SPIRIT OF HEATH Ryan Maloney	14	66.5 1200m	0:11.07 1200m	1:22.89 [9] (0:11.37)	1:11.52 [5] (0:11.07)	1:00.45 [7] (0:11.82)	0:48.63 [10] (0:12.04)	0:36.59 [10] (0:11.93)	0:24.66 [10] (0:11.73)	0:36.59	+0
10	10 AKERMATIVE Damien Thornton	5	67.6 1200m	0:10.83 1200m	1:23.04 [10] (0:11.43)	1:11.61 [7] (0:10.83)	1:00.78 [6] (0:11.42)	0:49.36 [5] (0:12.07)	0:37.29 [5] (0:12.18)	0:25.11 [7] (0:12.00)	0:37.29	+3

Scratched: Mislick (#4), Nagamie (#5), National Interest (#6), Sacred Mission (#7), Deepika (#11), Dirty Dancing (#12), Septaria (#16), Belle Of The Bayou (#18)

[] Ranking at each section and finish
 -:-:- No data available at this section
 NA No data available

SCN Saddle cloth number
 DNF Did not finish
 DNT Did not track



Doomben QLD Professional
Race 6: FAMILY RACEDAY 15 APRIL QTIS Three-Year-Old Maiden Plate - 1350m
22 March 2023 - 15:59



Track Rating: Soft 6, Weather: Overcast, Rail Position: +7m Entire Course

Section							200m			Last 600m
Field Times							0:11.92 (0:11.92)			0:35.63
Rank	TAB	Horse/Jockey	Barrier	Top Speed [km/h]	Fastest Section	Margin			Distance Travelled [m]	
1	13	OLD SONG Michael Cahill	1	67.1 1200m	0:11.03 1200m	0:11.72 [3] (0:11.72)	1:20.95		0:35.10	
2	2	DARK CHILL Jim Byrne	2	66.5 1200m	0:10.93 1200m	0:12.16 [4] (0:12.16)	2.16L		0:35.72 -3	
3	9	WHISKY DREAM James Orman	7	67.4 1200m	0:10.87 1200m	0:12.32 [1] (0:12.32)	2.35L		0:36.03 -4	
4	14	PROLIFIC MELODY Kyle Wilson-Taylor	4	67.4 1200m	0:10.97 1200m	0:12.88 [2] (0:12.88)	6.2L		0:36.24 +0	
5	17	FOSSIL FUEL Larry Cassidy	3	67.9 1200m	0:10.77 1200m	0:12.71 [6] (0:12.71)	7.68L		0:36.46 +3	
6	3	IRRIGATOR Madeleine Wishart	18	64.9 1200m	0:11.26 1200m	0:12.60 [7] (0:12.60)	7.97L		0:36.17 +0	
7	15	RUM REVOLUTION Stephanie Thornton	16	68.8 1200m	0:10.67 1200m	0:13.13 [5] (0:13.13)	8.29L		0:36.89 +4	
8	1	CANELANDER Justin Huxtable	8	68.2 1200m	0:10.83 1200m	0:12.86 [9] (0:12.86)	11.17L		0:36.63 +3	
9	8	SPIRIT OF HEATH Ryan Maloney	14	66.5 1200m	0:11.07 1200m	0:12.93 [8] (0:12.93)	11.44L		0:36.59 +0	
10	10	AKERMATIVE Damien Thornton	5	67.6 1200m	0:10.83 1200m	0:13.11 [10] (0:13.11)	12.3L		0:37.29 +3	

Scratched: Misclick (#4), Nagamie (#5), National Interest (#6), Sacred Mission (#7), Deepika (#11), Dirty Dancing (#12), Septaria (#16), Belle Of The Bayou (#18)

[] Ranking at each section and finish
 -:-:- No data available at this section
 NA No data available

SCN Saddle cloth number
 DNF Did not finish
 DNT Did not track



Horse/Jockey Name	Old Song
Final Rank	1
Fastest Section Time (Section)	0:11.03 (1200m)
Top Speed [km/h] (Section)	67.1 (1200m)
Race State	Finished

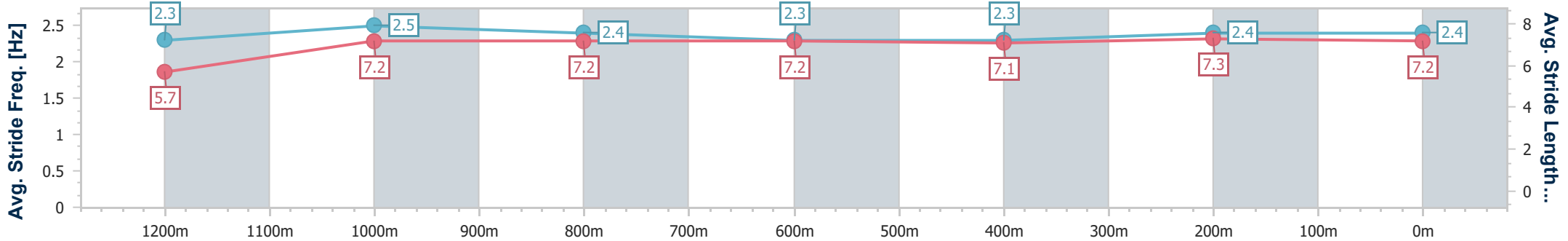
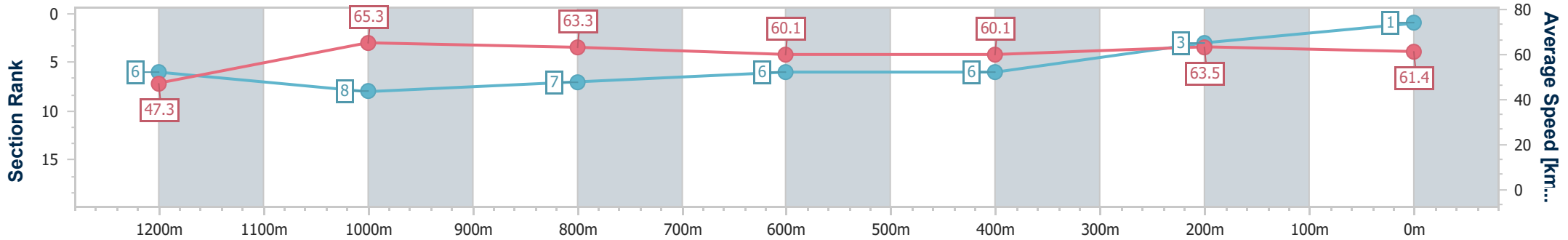


Doomben QLD Professional
Race 6: FAMILY RACEDAY 15 APRIL QTIS Three-Year-Old
Maiden Plate - 1350m
22 March 2023 - 15:59
Track Rating: Soft 6, Weather: Overcast, Rail Position: +7m Entire Course



BRISBANE
RACING CLUB

Section	Overall	1200m	1000m	800m	600m	400m	200m
Section Times	1:20.95 [1] (0:11.41)	1:09.54 [6] (0:11.03)	0:58.51 [8] (0:11.36)	0:47.15 [7] (0:12.05)	0:35.10 [6] (0:12.05)	0:23.05 [6] (0:11.33)	0:11.72 [3] (0:11.72)
Average Speed [km/h]	47.3	65.3	63.3	60.1	60.1	63.5	61.4
Top Speed [km/h]	63.7	67.1	66.7	61.5	64.1	64.5	64.0
Avg. Dist. to Rail [m]	1.6	0.4	0.3	1.7	1.1	1.6	1.2
Avg. Stride Freq. [Hz]	2.3	2.5	2.4	2.3	2.3	2.4	2.4
Avg. Stride Length [m]	5.7	7.2	7.2	7.2	7.1	7.3	7.2



- [] Ranking at each section and finish
- .-.- No data available at this section
- NA No data available



Horse/Jockey Name	Dark Chill
Final Rank	2
Fastest Section Time (Section)	0:10.93 (1200m)
Top Speed [km/h] (Section)	66.5 (1200m)
Race State	Finished

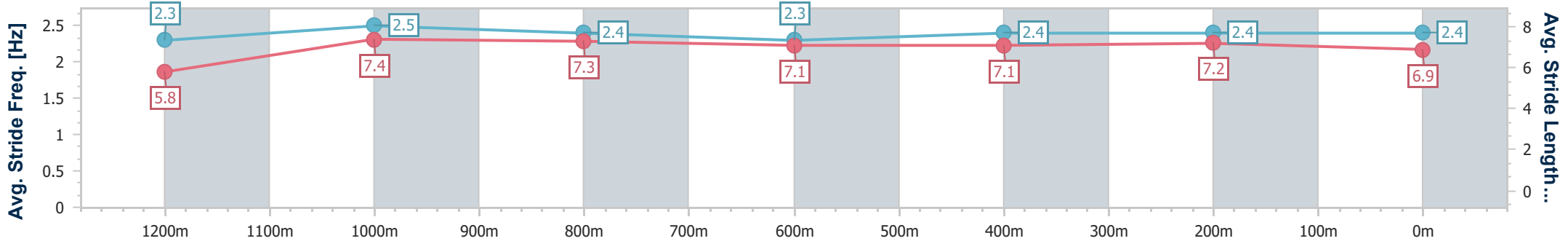
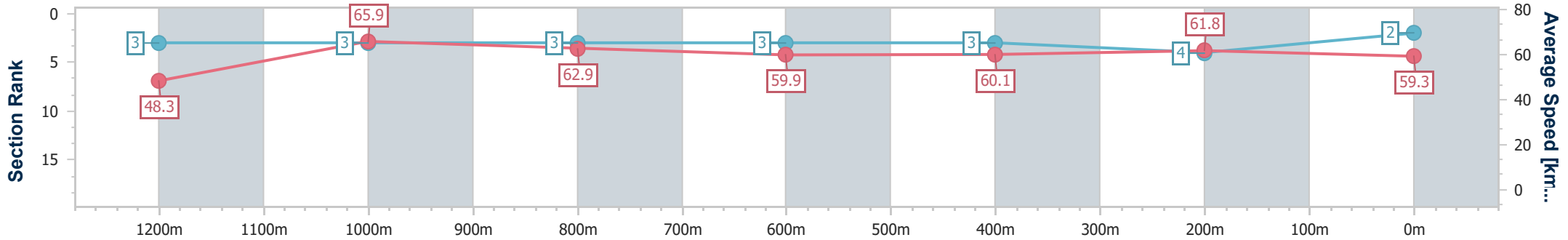


Doomben QLD Professional
Race 6: FAMILY RACEDAY 15 APRIL QTIS Three-Year-Old
Maiden Plate - 1350m
22 March 2023 - 15:59
Track Rating: Soft 6, Weather: Overcast, Rail Position: +7m Entire Course



BRISBANE
RACING CLUB

Section	Overall	1200m	1000m	800m	600m	400m	200m
Section Times	1:21.32 [2] (0:11.17)	1:10.15 [3] (0:10.93)	0:59.22 [3] (0:11.46)	0:47.76 [3] (0:12.04)	0:35.72 [3] (0:11.95)	0:23.77 [3] (0:11.61)	0:12.16 [4] (0:12.16)
Average Speed [km/h]	48.3	65.9	62.9	59.9	60.1	61.8	59.3
Top Speed [km/h]	64.7	66.5	66.1	61.3	61.2	62.2	61.3
Avg. Dist. to Rail [m]	2.4	0.6	0.4	0.4	0.6	1.1	1.1
Avg. Stride Freq. [Hz]	2.3	2.5	2.4	2.3	2.4	2.4	2.4
Avg. Stride Length [m]	5.8	7.4	7.3	7.1	7.1	7.2	6.9



- [] Ranking at each section and finish
- .-.- No data available at this section
- NA No data available



Horse/Jockey Name	Whisky Dream
Final Rank	3
Fastest Section Time (Section)	0:10.87 (1200m)
Top Speed [km/h] (Section)	67.4 (1200m)
Race State	Finished

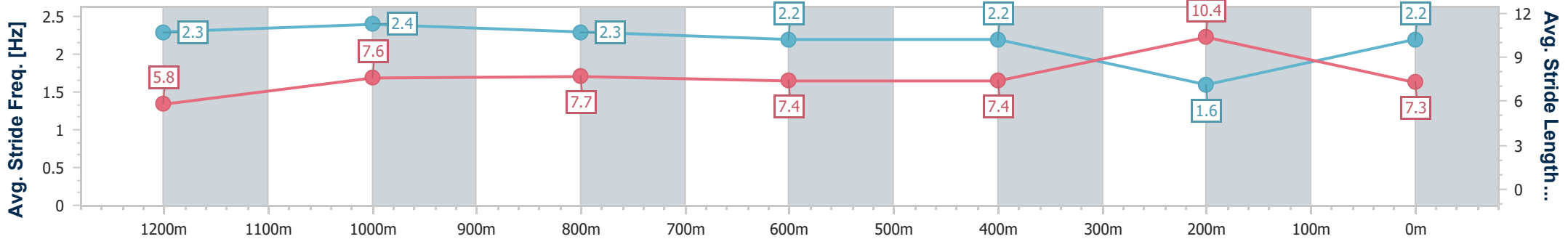
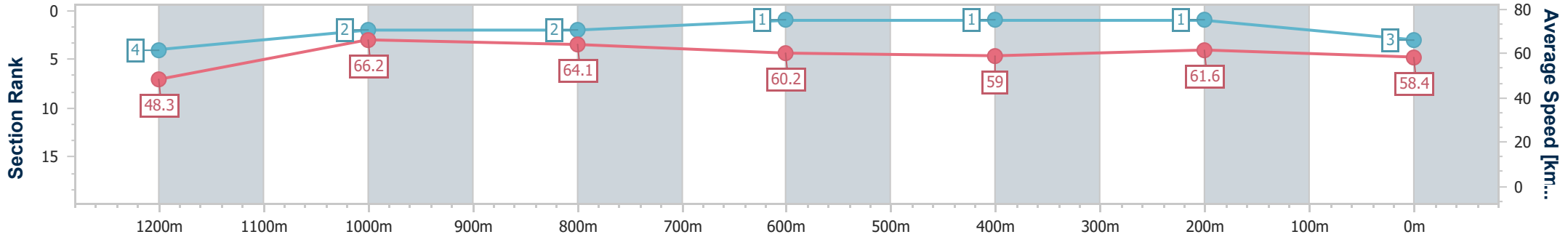


Doomben QLD Professional
Race 6: FAMILY RACEDAY 15 APRIL QTIS Three-Year-Old
Maiden Plate - 1350m
22 March 2023 - 15:59
Track Rating: Soft 6, Weather: Overcast, Rail Position: +7m Entire Course



BRISBANE
RACING CLUB

Section	Overall	1200m	1000m	800m	600m	400m	200m
Section Times	1:21.35 [3] (0:11.22)	1:10.13 [4] (0:10.87)	0:59.26 [2] (0:11.26)	0:48.00 [2] (0:11.97)	0:36.03 [1] (0:12.09)	0:23.94 [1] (0:11.62)	0:12.32 [1] (0:12.32)
Average Speed [km/h]	48.3	66.2	64.1	60.2	59.0	61.6	58.4
Top Speed [km/h]	65.2	67.4	66.5	63.7	60.6	63.4	61.4
Avg. Dist. to Rail [m]	4.5	2.4	1.6	0.2	1.9	2.6	2.1
Avg. Stride Freq. [Hz]	2.3	2.4	2.3	2.2	2.2	1.6	2.2
Avg. Stride Length [m]	5.8	7.6	7.7	7.4	7.4	10.4	7.3



- [] Ranking at each section and finish
- .-.- No data available at this section
- NA No data available



Horse/Jockey Name	Prolific Melody
Final Rank	4
Fastest Section Time (Section)	0:10.97 (1200m)
Top Speed [km/h] (Section)	67.4 (1200m)
Race State	Finished

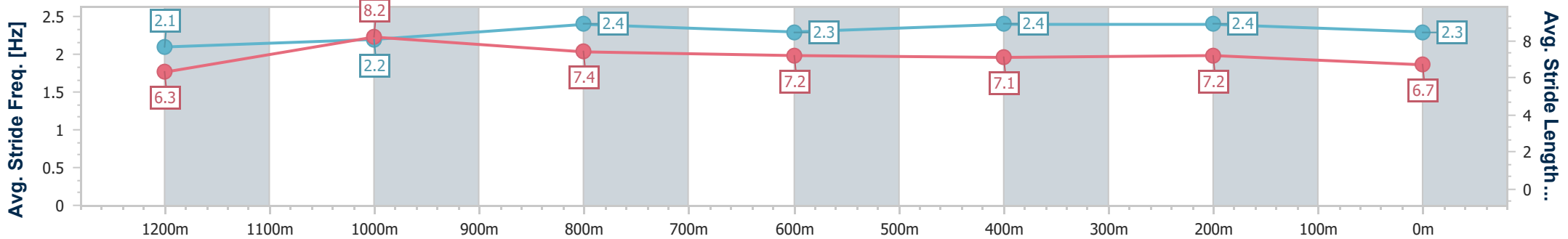
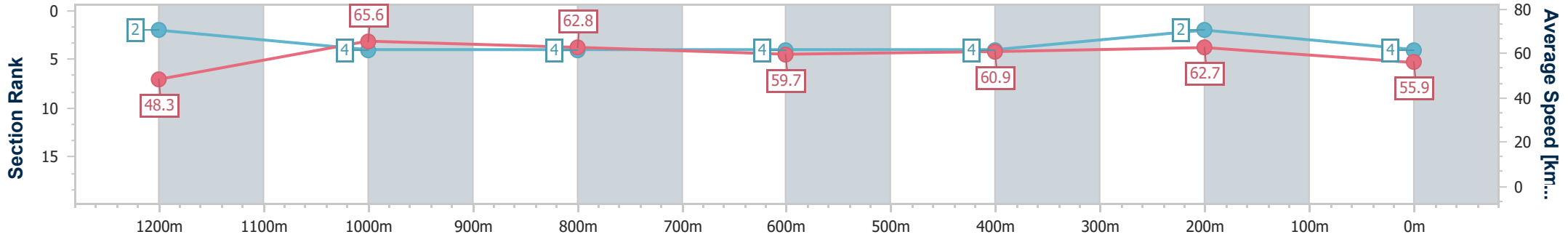


Doomben QLD Professional
Race 6: FAMILY RACEDAY 15 APRIL QTIS Three-Year-Old
Maiden Plate - 1350m
22 March 2023 - 15:59
Track Rating: Soft 6, Weather: Overcast, Rail Position: +7m Entire Course



BRISBANE
RACING CLUB

Section	Overall	1200m	1000m	800m	600m	400m	200m
Section Times	1:22.00 [4] (0:11.18)	1:10.82 [2] (0:10.97)	0:59.85 [4] (0:11.52)	0:48.33 [4] (0:12.09)	0:36.24 [4] (0:11.88)	0:24.36 [4] (0:11.48)	0:12.88 [2] (0:12.88)
Average Speed [km/h]	48.3	65.6	62.8	59.7	60.9	62.7	55.9
Top Speed [km/h]	65.5	67.4	65.6	62.0	63.1	64.4	60.7
Avg. Dist. to Rail [m]	3.6	1.7	1.5	0.9	0.7	0.9	1.7
Avg. Stride Freq. [Hz]	2.1	2.2	2.4	2.3	2.4	2.4	2.3
Avg. Stride Length [m]	6.3	8.2	7.4	7.2	7.1	7.2	6.7



- [] Ranking at each section and finish
- .-.- No data available at this section
- NA No data available



Horse/Jockey Name	Fossil Fuel
Final Rank	5
Fastest Section Time (Section)	0:10.77 (1200m)
Top Speed [km/h] (Section)	67.9 (1200m)
Race State	Finished

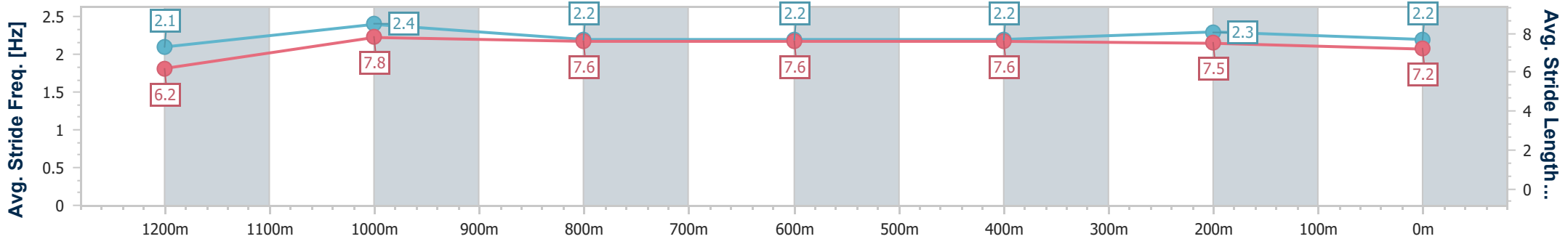
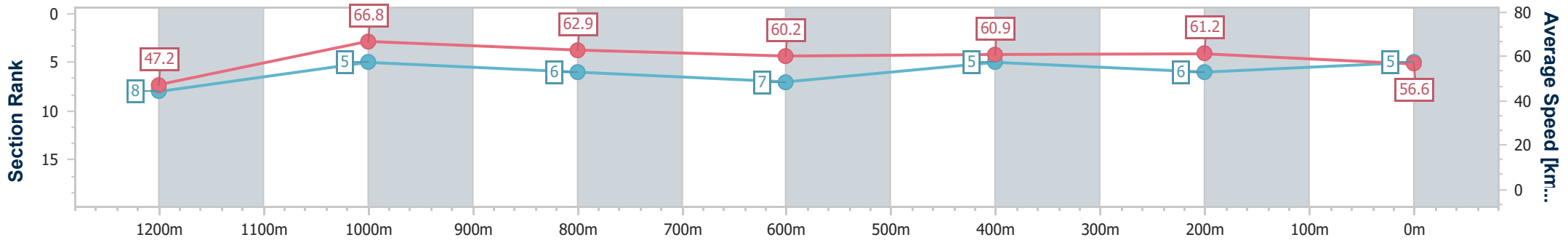


Doomben QLD Professional
Race 6: FAMILY RACEDAY 15 APRIL QTIS Three-Year-Old
Maiden Plate - 1350m
22 March 2023 - 15:59
Track Rating: Soft 6, Weather: Overcast, Rail Position: +7m Entire Course



BRISBANE
RACING CLUB

Section	Overall	1200m	1000m	800m	600m	400m	200m
Section Times	1:22.25 [5] (0:11.45)	1:10.80 [8] (0:10.77)	1:00.03 [5] (0:11.49)	0:48.54 [6] (0:12.08)	0:36.46 [7] (0:11.91)	0:24.55 [5] (0:11.84)	0:12.71 [6] (0:12.71)
Average Speed [km/h]	47.2	66.8	62.9	60.2	60.9	61.2	56.6
Top Speed [km/h]	65.2	67.9	65.2	61.3	62.7	62.3	60.1
Avg. Dist. to Rail [m]	3.5	1.1	1.0	1.9	1.6	3.2	2.9
Avg. Stride Freq. [Hz]	2.1	2.4	2.2	2.2	2.2	2.3	2.2
Avg. Stride Length [m]	6.2	7.8	7.6	7.6	7.6	7.5	7.2



- [] Ranking at each section and finish
- .-.- No data available at this section
- NA No data available



Horse/Jockey Name	Irrigator
Final Rank	6
Fastest Section Time (Section)	0:11.26 (1200m)
Top Speed [km/h] (Section)	64.9 (1200m)
Race State	Finished

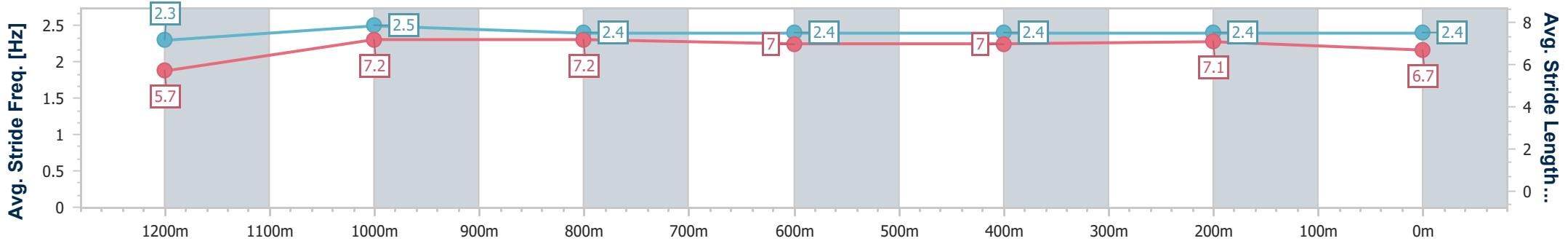
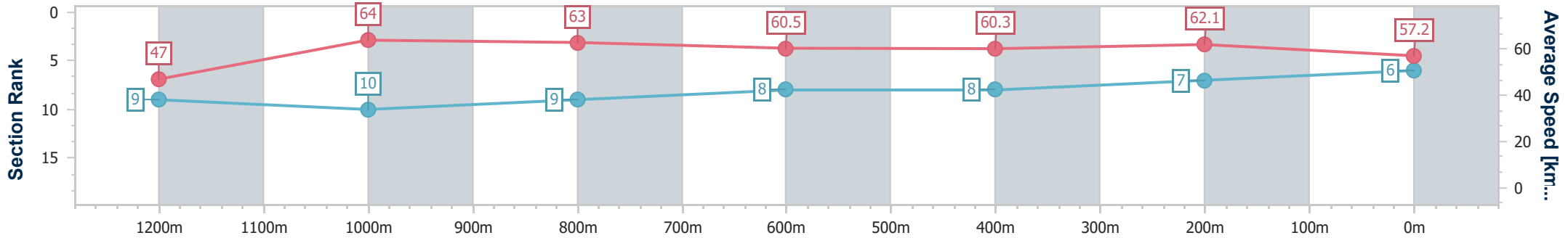


Doomben QLD Professional
Race 6: FAMILY RACEDAY 15 APRIL QTIS Three-Year-Old
Maiden Plate - 1350m
22 March 2023 - 15:59
Track Rating: Soft 6, Weather: Overcast, Rail Position: +7m Entire Course



BRISBANE
RACING CLUB

Section	Overall	1200m	1000m	800m	600m	400m	200m
Section Times	1:22.30 [6] (0:11.50)	1:10.80 [9] (0:11.26)	0:59.54 [10] (0:11.41)	0:48.13 [9] (0:11.96)	0:36.17 [8] (0:11.98)	0:24.19 [8] (0:11.59)	0:12.60 [7] (0:12.60)
Average Speed [km/h]	47.0	64.0	63.0	60.5	60.3	62.1	57.2
Top Speed [km/h]	63.0	64.9	64.5	62.1	62.6	63.1	60.3
Avg. Dist. to Rail [m]	10.0	2.5	0.4	1.0	0.7	1.0	1.1
Avg. Stride Freq. [Hz]	2.3	2.5	2.4	2.4	2.4	2.4	2.4
Avg. Stride Length [m]	5.7	7.2	7.2	7.0	7.0	7.1	6.7



- [] Ranking at each section and finish
- .-.- No data available at this section
- NA No data available



Horse/Jockey Name	Rum Revolution
Final Rank	7
Fastest Section Time (Section)	0:10.67 (1200m)
Top Speed [km/h] (Section)	68.8 (1200m)
Race State	Finished

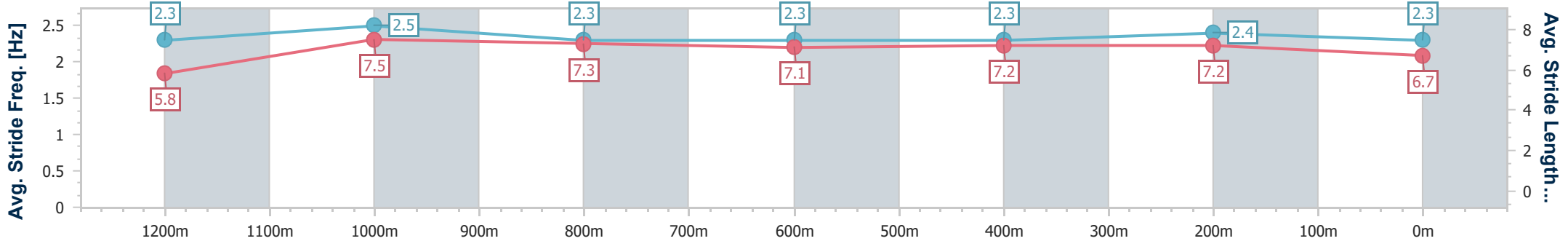
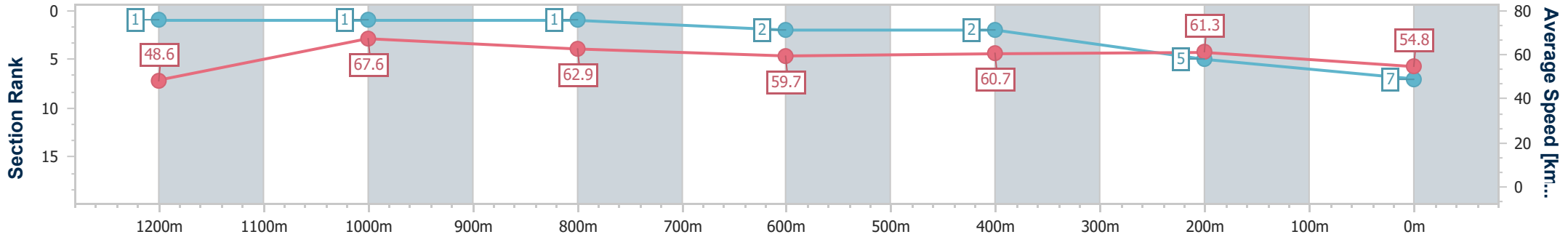


Doomben QLD Professional
Race 6: FAMILY RACEDAY 15 APRIL QTIS Three-Year-Old
Maiden Plate - 1350m
22 March 2023 - 15:59
Track Rating: Soft 6, Weather: Overcast, Rail Position: +7m Entire Course



BRISBANE
RACING CLUB

Section	Overall	1200m	1000m	800m	600m	400m	200m
Section Times	1:22.36 [7] (0:11.10)	1:11.26 [1] (0:10.67)	1:00.59 [1] (0:11.45)	0:49.14 [1] (0:12.25)	0:36.89 [2] (0:12.00)	0:24.89 [2] (0:11.76)	0:13.13 [5] (0:13.13)
Average Speed [km/h]	48.6	67.6	62.9	59.7	60.7	61.3	54.8
Top Speed [km/h]	67.4	68.8	64.2	62.8	61.9	62.9	57.9
Avg. Dist. to Rail [m]	8.8	3.1	0.4	3.0	2.2	1.0	0.4
Avg. Stride Freq. [Hz]	2.3	2.5	2.3	2.3	2.3	2.4	2.3
Avg. Stride Length [m]	5.8	7.5	7.3	7.1	7.2	7.2	6.7



- [] Ranking at each section and finish
- .-.- No data available at this section
- NA No data available



Horse/Jockey Name	Canelander
Final Rank	8
Fastest Section Time (Section)	0:10.83 (1200m)
Top Speed [km/h] (Section)	68.2 (1200m)
Race State	Finished

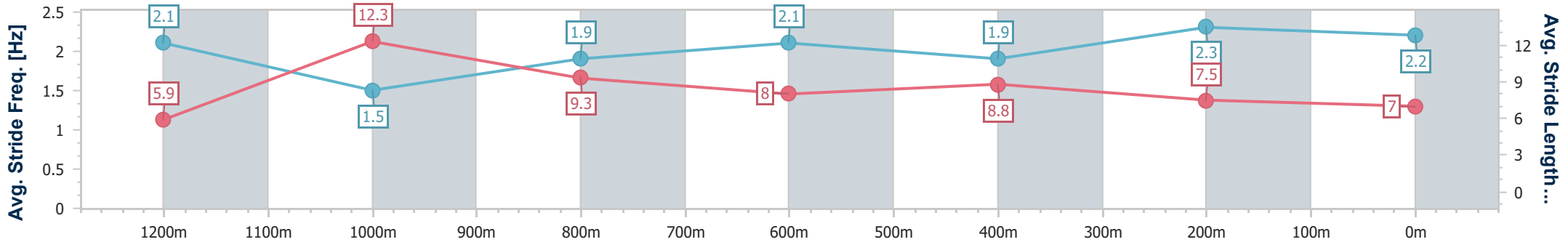
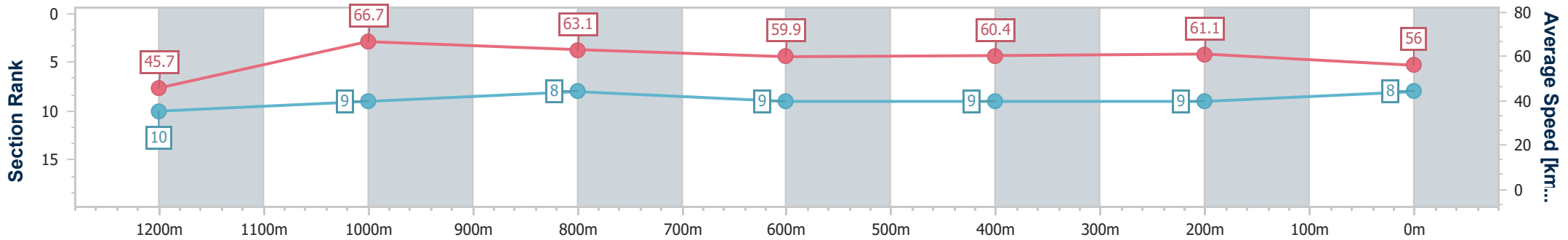


Doomben QLD Professional
Race 6: FAMILY RACEDAY 15 APRIL QTIS Three-Year-Old
Maiden Plate - 1350m
22 March 2023 - 15:59
Track Rating: Soft 6, Weather: Overcast, Rail Position: +7m Entire Course



BRISBANE
RACING CLUB

Section	Overall	1200m	1000m	800m	600m	400m	200m
Section Times	1:22.85 [8] (0:11.78)	1:11.07 [10] (0:10.83)	1:00.24 [9] (0:11.49)	0:48.75 [8] (0:12.12)	0:36.63 [9] (0:11.97)	0:24.66 [9] (0:11.80)	0:12.86 [9] (0:12.86)
Average Speed [km/h]	45.7	66.7	63.1	59.9	60.4	61.1	56.0
Top Speed [km/h]	62.7	68.2	65.5	61.3	61.6	62.6	59.9
Avg. Dist. to Rail [m]	7.0	3.2	2.6	1.6	0.8	3.4	5.0
Avg. Stride Freq. [Hz]	2.1	1.5	1.9	2.1	1.9	2.3	2.2
Avg. Stride Length [m]	5.9	12.3	9.3	8.0	8.8	7.5	7.0



- [] Ranking at each section and finish
- .-.- No data available at this section
- NA No data available



Horse/Jockey Name	Spirit Of Heath
Final Rank	9
Fastest Section Time (Section)	0:11.07 (1200m)
Top Speed [km/h] (Section)	66.5 (1200m)
Race State	Finished

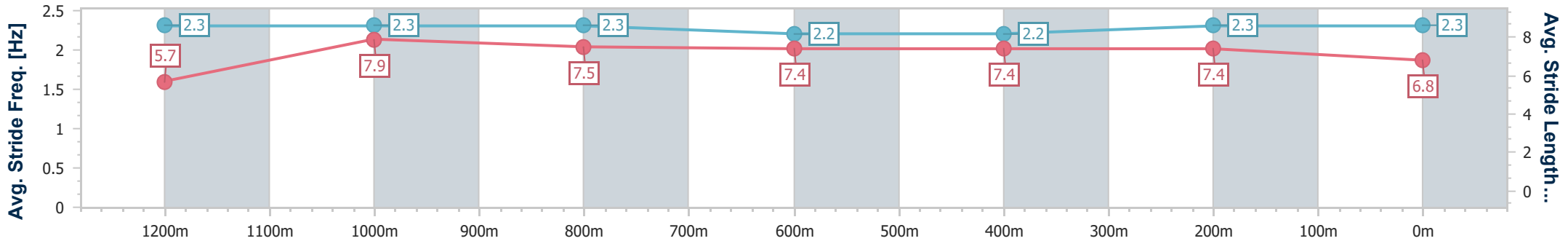
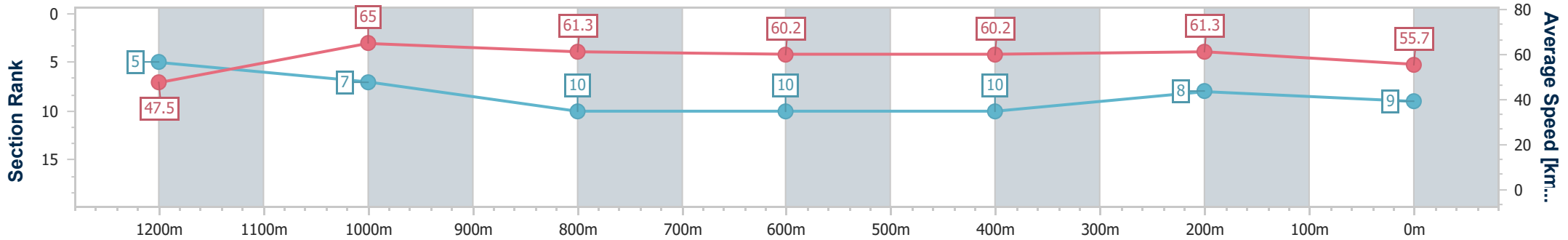


Doomben QLD Professional
Race 6: FAMILY RACEDAY 15 APRIL QTIS Three-Year-Old
Maiden Plate - 1350m
22 March 2023 - 15:59
Track Rating: Soft 6, Weather: Overcast, Rail Position: +7m Entire Course



BRISBANE
RACING CLUB

Section	Overall	1200m	1000m	800m	600m	400m	200m
Section Times	1:22.89 [9] (0:11.37)	1:11.52 [5] (0:11.07)	1:00.45 [7] (0:11.82)	0:48.63 [10] (0:12.04)	0:36.59 [10] (0:11.93)	0:24.66 [10] (0:11.73)	0:12.93 [8] (0:12.93)
Average Speed [km/h]	47.5	65.0	61.3	60.2	60.2	61.3	55.7
Top Speed [km/h]	64.3	66.5	63.9	62.6	61.7	62.5	61.2
Avg. Dist. to Rail [m]	7.6	3.2	2.5	0.9	0.4	1.4	1.9
Avg. Stride Freq. [Hz]	2.3	2.3	2.3	2.2	2.2	2.3	2.3
Avg. Stride Length [m]	5.7	7.9	7.5	7.4	7.4	7.4	6.8



- [] Ranking at each section and finish
- .-.- No data available at this section
- NA No data available



Horse/Jockey Name	Akermative
Final Rank	10
Fastest Section Time (Section)	0:10.83 (1200m)
Top Speed [km/h] (Section)	67.6 (1200m)
Race State	Finished

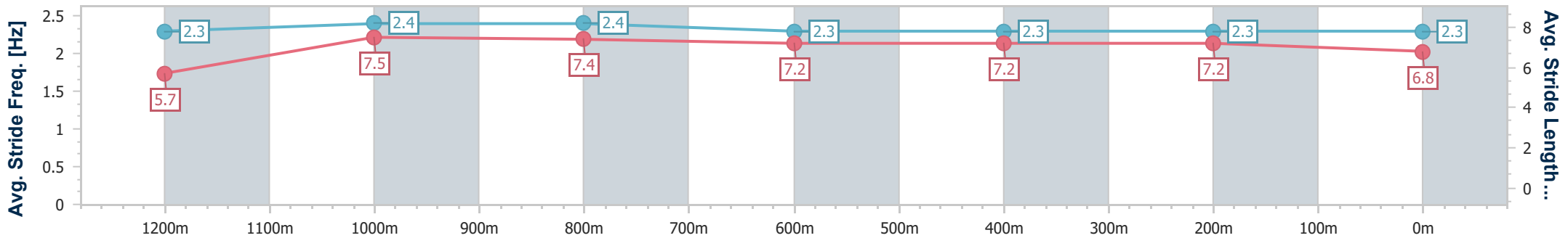
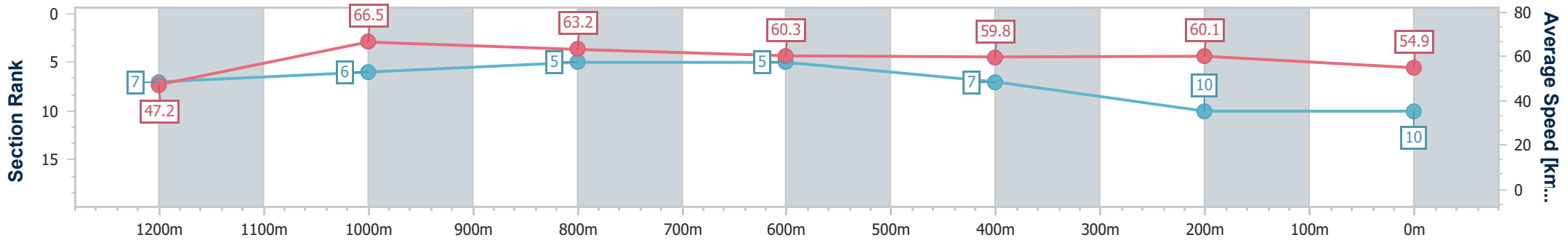


Doomben QLD Professional
Race 6: FAMILY RACEDAY 15 APRIL QTIS Three-Year-Old
Maiden Plate - 1350m
22 March 2023 - 15:59
Track Rating: Soft 6, Weather: Overcast, Rail Position: +7m Entire Course



BRISBANE
RACING CLUB

Section	Overall	1200m	1000m	800m	600m	400m	200m
Section Times	1:23.04 [10] (0:11.43)	1:11.61 [7] (0:10.83)	1:00.78 [6] (0:11.42)	0:49.36 [5] (0:12.07)	0:37.29 [5] (0:12.18)	0:25.11 [7] (0:12.00)	0:13.11 [10] (0:13.11)
Average Speed [km/h]	47.2	66.5	63.2	60.3	59.8	60.1	54.9
Top Speed [km/h]	66.9	67.6	66.3	61.7	61.2	60.9	59.0
Avg. Dist. to Rail [m]	4.7	2.0	1.4	2.0	2.3	1.8	2.4
Avg. Stride Freq. [Hz]	2.3	2.4	2.4	2.3	2.3	2.3	2.3
Avg. Stride Length [m]	5.7	7.5	7.4	7.2	7.2	7.2	6.8



- [] Ranking at each section and finish
- .-.- No data available at this section
- NA No data available