



Sunshine Coast QLD Professional

Race 6: HIGGINS Class 1 Handicap - 1000m

24 March 2023 - 20:00



Track Rating: Good 4, Weather: Fine, Rail Position: +7m

Section											Last 600m		
Field Times		Overall	800m	600m	400m	200m							
		0:58.12 (0:13.05)	0:45.07 (0:10.67)	0:34.40 (0:11.06)	0:23.34 (0:11.20)	0:12.14 (0:12.14)						0:34.40	
Rank	TAB	Horse/Jockey	Barrier	Top Speed [km/h]	Fastest Section	Overall	800m	600m	400m	200m	Margin	Last 600m	Distance Travelled [m]
1	5	BARBARY ROYALE Cody Collis	5	68.3 800m	0:10.70 800m	0:58.12 [1] (0:13.35)	0:44.77 [5] (0:10.70)	0:34.07 [5] (0:11.04)	0:23.03 [4] (0:11.03)	0:12.00 [4] (0:12.00)	0:58.12	0:34.07	
2	1	IMMORAL James Orman	1	68.7 Overall	0:10.68 800m	0:58.17 [2] (0:13.26)	0:44.91 [3] (0:10.68)	0:34.23 [3] (0:11.11)	0:23.12 [3] (0:11.10)	0:12.02 [3] (0:12.02)	0.2L	0:34.23	-1
3	10	ON HOLD Ben Thompson	10	69.4 800m	0:10.67 800m	0:58.21 [3] (0:13.05)	0:45.16 [1] (0:10.67)	0:34.49 [1] (0:11.06)	0:23.43 [1] (0:11.20)	0:12.23 [2] (0:12.23)	0.4L	0:34.49	-1
4	8	MARTINI MOMENT Samantha Collett	11	70.6 Overall	0:10.66 800m	0:58.34 [4] (0:13.25)	0:45.09 [2] (0:10.66)	0:34.43 [2] (0:11.06)	0:23.37 [2] (0:11.08)	0:12.29 [1] (0:12.29)	0.9L	0:34.43	-1
5	6	JUKEBOX GLOW Kyle Wilson-Taylor	2	69.1 Overall	0:10.57 800m	0:58.47 [5] (0:13.57)	0:44.90 [6] (0:10.57)	0:34.33 [6] (0:11.06)	0:23.27 [6] (0:11.04)	0:12.23 [5] (0:12.23)	1.7L	0:34.33	-1
6	2	OUR ROCKETMAN Nikita Beriman	3	69.2 800m	0:10.61 800m	0:58.57 [6] (0:13.60)	0:44.97 [7] (0:10.61)	0:34.36 [7] (0:11.07)	0:23.29 [7] (0:11.04)	0:12.25 [6] (0:12.25)	2.1L	0:34.36	+1
7	3	TRAITORS' GATE Bailey Wheeler	12	67.6 800m	0:10.88 800m	0:58.69 [7] (0:13.89)	0:44.80 [9] (0:10.88)	0:33.92 [9] (0:10.89)	0:23.03 [9] (0:11.13)	0:11.90 [9] (0:11.90)	2.6L	0:33.92	-1
8	12	KAKATIYA Kelly Gates	4	70.1 600m	0:10.69 800m	0:58.75 [8] (0:14.12)	0:44.63 [10] (0:10.69)	0:33.94 [10] (0:10.87)	0:23.07 [10] (0:11.06)	0:12.01 [8] (0:12.01)	2.8L	0:33.94	+4
9	7	LOST MEDIA Damien Thornton	6	69.2 800m	0:10.60 800m	0:58.76 [9] (0:13.69)	0:45.07 [8] (0:10.60)	0:34.47 [8] (0:11.12)	0:23.35 [8] (0:11.02)	0:12.33 [7] (0:12.33)	2.9L	0:34.47	+3
10	11	STARBOOK Sean Cormack	8	69.0 800m	0:10.65 800m	1:00.74 [10] (0:13.34)	0:47.40 [4] (0:10.65)	0:36.75 [4] (0:11.20)	0:25.55 [5] (0:11.84)	0:13.71 [10] (0:13.71)	14.4L	0:36.75	+1

Scratched: Point Break (#4), Everlasting Stars (#9)

Report Created: Fri 24 March 2023 20:33 GMT+10 (Note: Timing is based on position data)

Page 1/11

[] Ranking at each section and finish
 -:-:- No data available at this section
 NA No data available

SCN Saddle cloth number
 DNF Did not finish
 DNT Did not track

data processed by TRIPLESDATA



Horse/Jockey Name	Barbary Royale
Final Rank	1
Fastest Section Time (Section)	0:10.70 (800m)
Top Speed [km/h] (Section)	68.3 (800m)
Race State	Finished



Sunshine Coast QLD Professional

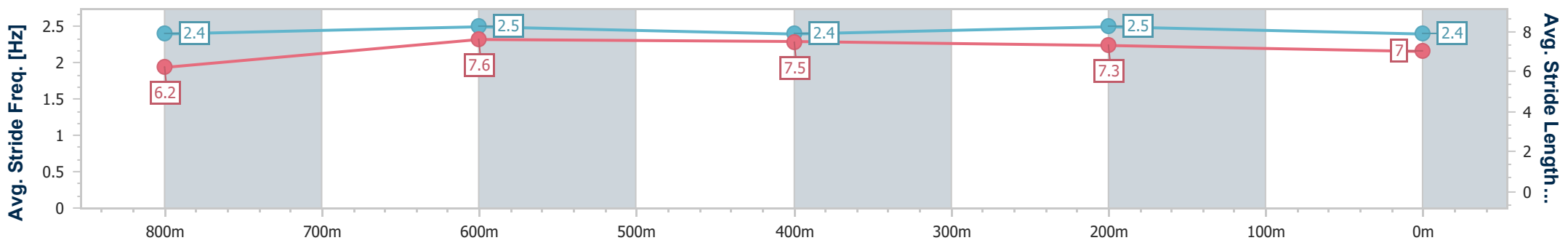
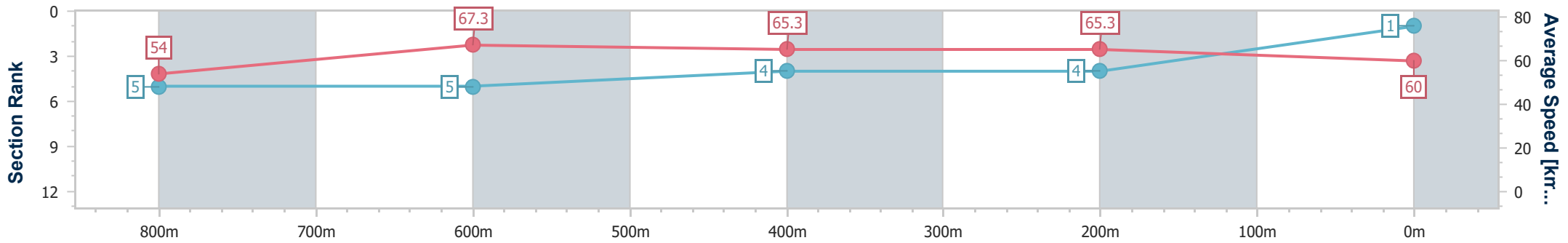
Race 6: HIGGINS Class 1 Handicap - 1000m

24 March 2023 - 20:00

Track Rating: Good 4, Weather: Fine, Rail Position: +7m



Section	Overall	800m	600m	400m	200m
Section Times	0:58.12 [1] (0:13.35)	0:44.77 [5] (0:10.70)	0:34.07 [5] (0:11.04)	0:23.03 [4] (0:11.03)	0:12.00 [4] (0:12.00)
Average Speed [km/h]	54.0	67.3	65.3	65.3	60.0
Top Speed [km/h]	68.1	68.3	66.3	66.6	63.6
Avg. Dist. to Rail [m]	1.5	0.6	0.5	4.2	5.7
Avg. Stride Freq. [Hz]	2.4	2.5	2.4	2.5	2.4
Avg. Stride Length [m]	6.2	7.6	7.5	7.3	7.0



- [] Ranking at each section and finish
- .-.- No data available at this section
- NA No data available



Horse/Jockey Name	Immoral
Final Rank	2
Fastest Section Time (Section)	0:10.68 (800m)
Top Speed [km/h] (Section)	68.7 (Overall)
Race State	Finished



Sunshine Coast QLD Professional

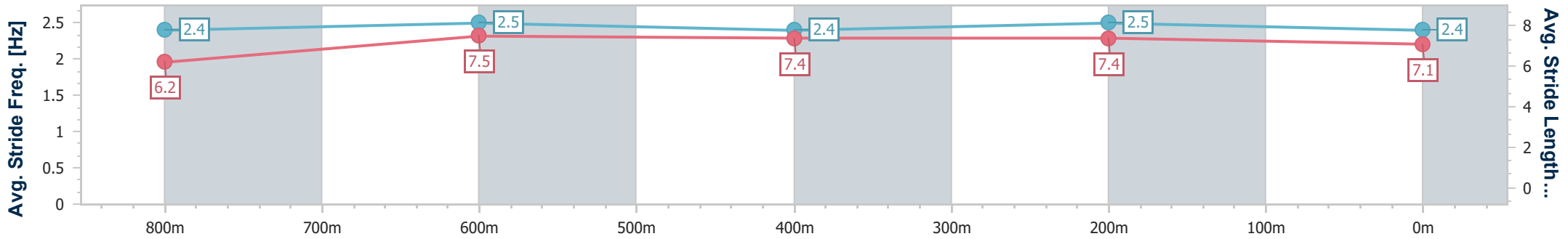
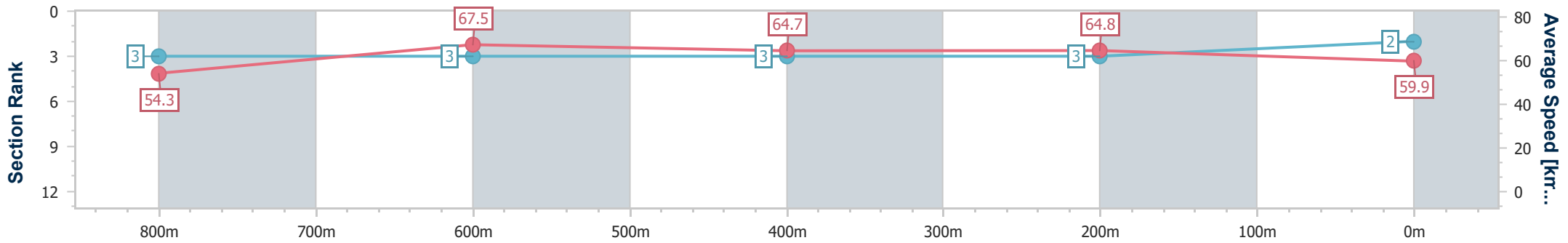
Race 6: HIGGINS Class 1 Handicap - 1000m

24 March 2023 - 20:00

Track Rating: Good 4, Weather: Fine, Rail Position: +7m



Section	Overall	800m	600m	400m	200m
Section Times	0:58.17 [2] (0:13.26)	0:44.91 [3] (0:10.68)	0:34.23 [3] (0:11.11)	0:23.12 [3] (0:11.10)	0:12.02 [3] (0:12.02)
Average Speed [km/h]	54.3	67.5	64.7	64.8	59.9
Top Speed [km/h]	68.7	68.6	65.6	65.6	63.1
Avg. Dist. to Rail [m]	2.1	1.2	0.4	2.1	3.0
Avg. Stride Freq. [Hz]	2.4	2.5	2.4	2.5	2.4
Avg. Stride Length [m]	6.2	7.5	7.4	7.4	7.1



- [] Ranking at each section and finish
- .-.- No data available at this section
- NA No data available



Horse/Jockey Name	On Hold
Final Rank	3
Fastest Section Time (Section)	0:10.67 (800m)
Top Speed [km/h] (Section)	69.4 (800m)
Race State	Finished



Sunshine Coast QLD Professional

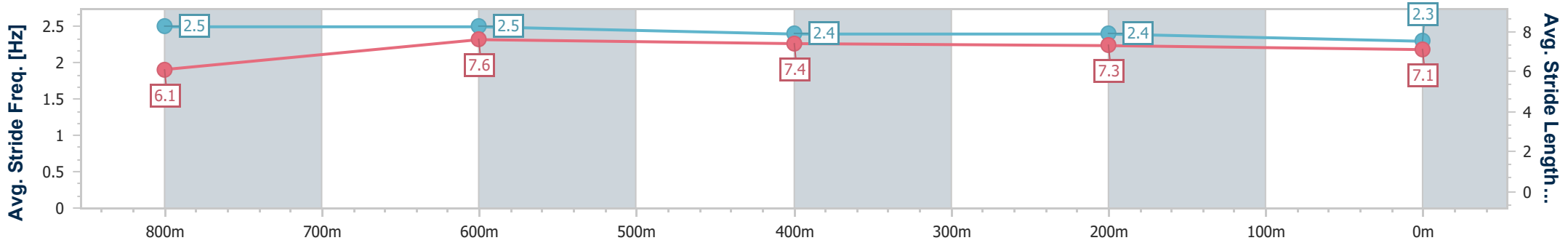
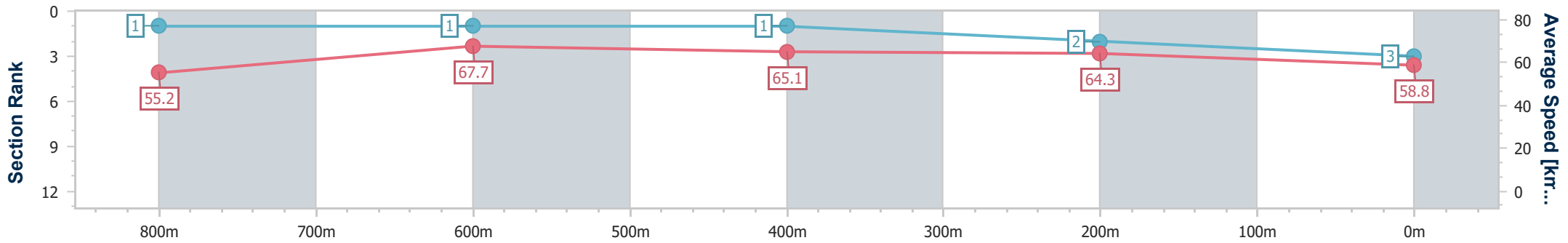
Race 6: HIGGINS Class 1 Handicap - 1000m

24 March 2023 - 20:00

Track Rating: Good 4, Weather: Fine, Rail Position: +7m



Section	Overall	800m	600m	400m	200m
Section Times	0:58.21 [3] (0:13.05)	0:45.16 [1] (0:10.67)	0:34.49 [1] (0:11.06)	0:23.43 [1] (0:11.20)	0:12.23 [2] (0:12.23)
Average Speed [km/h]	55.2	67.7	65.1	64.3	58.8
Top Speed [km/h]	69.4	69.4	66.2	65.8	62.9
Avg. Dist. to Rail [m]	6.4	1.2	0.3	0.3	0.6
Avg. Stride Freq. [Hz]	2.5	2.5	2.4	2.4	2.3
Avg. Stride Length [m]	6.1	7.6	7.4	7.3	7.1



- [] Ranking at each section and finish
- .-.- No data available at this section
- NA No data available



Horse/Jockey Name	Martini Moment
Final Rank	4
Fastest Section Time (Section)	0:10.66 (800m)
Top Speed [km/h] (Section)	70.6 (Overall)
Race State	Finished



Sunshine Coast QLD Professional

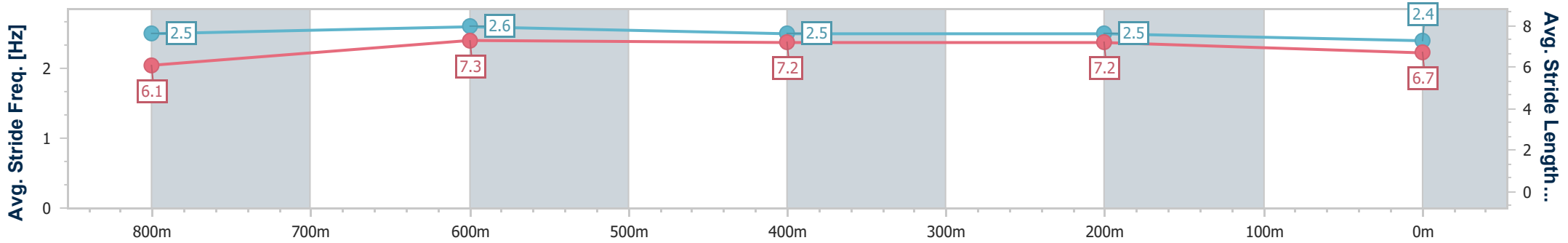
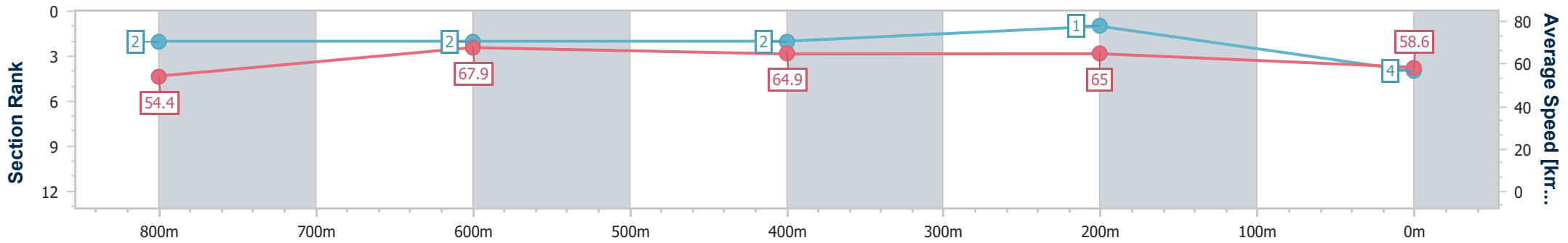
Race 6: HIGGINS Class 1 Handicap - 1000m

24 March 2023 - 20:00

Track Rating: Good 4, Weather: Fine, Rail Position: +7m



Section	Overall	800m	600m	400m	200m
Section Times	0:58.34 [4] (0:13.25)	0:45.09 [2] (0:10.66)	0:34.43 [2] (0:11.06)	0:23.37 [2] (0:11.08)	0:12.29 [1] (0:12.29)
Average Speed [km/h]	54.4	67.9	64.9	65.0	58.6
Top Speed [km/h]	70.6	70.3	66.3	68.4	63.2
Avg. Dist. to Rail [m]	7.6	2.5	0.8	0.5	1.2
Avg. Stride Freq. [Hz]	2.5	2.6	2.5	2.5	2.4
Avg. Stride Length [m]	6.1	7.3	7.2	7.2	6.7



- [] Ranking at each section and finish
- .-.- No data available at this section
- NA No data available



Horse/Jockey Name	Jukebox Glow
Final Rank	5
Fastest Section Time (Section)	0:10.57 (800m)
Top Speed [km/h] (Section)	69.1 (Overall)
Race State	Finished



Sunshine Coast QLD Professional

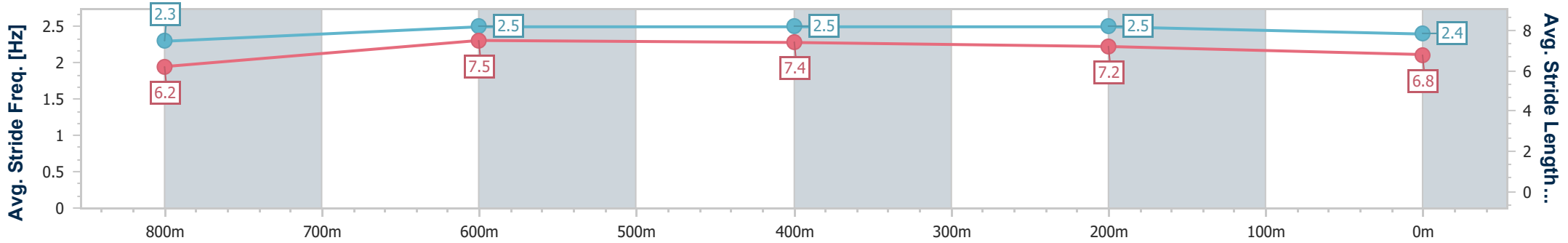
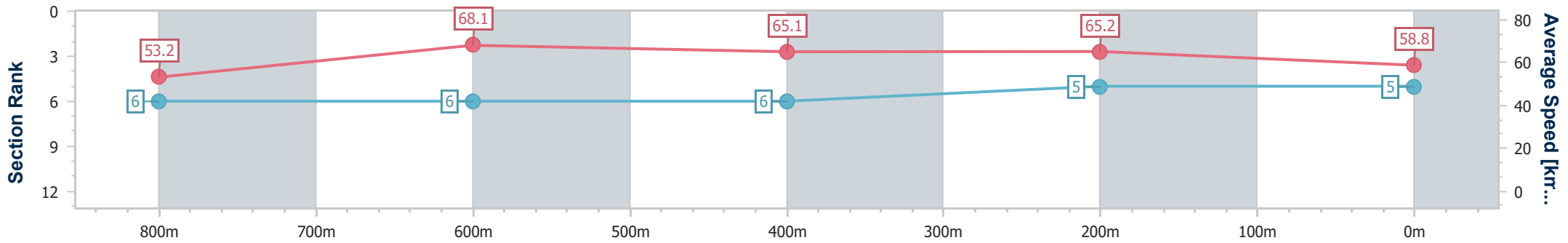
Race 6: HIGGINS Class 1 Handicap - 1000m

24 March 2023 - 20:00

Track Rating: Good 4, Weather: Fine, Rail Position: +7m



Section	Overall	800m	600m	400m	200m
Section Times	0:58.47 [5] (0:13.57)	0:44.90 [6] (0:10.57)	0:34.33 [6] (0:11.06)	0:23.27 [6] (0:11.04)	0:12.23 [5] (0:12.23)
Average Speed [km/h]	53.2	68.1	65.1	65.2	58.8
Top Speed [km/h]	69.1	69.1	66.7	66.2	64.3
Avg. Dist. to Rail [m]	1.9	0.6	0.2	0.8	1.0
Avg. Stride Freq. [Hz]	2.3	2.5	2.5	2.5	2.4
Avg. Stride Length [m]	6.2	7.5	7.4	7.2	6.8



- [] Ranking at each section and finish
- .-.- No data available at this section
- NA No data available



Horse/Jockey Name	Our Rocketman
Final Rank	6
Fastest Section Time (Section)	0:10.61 (800m)
Top Speed [km/h] (Section)	69.2 (800m)
Race State	Finished



Sunshine Coast QLD Professional

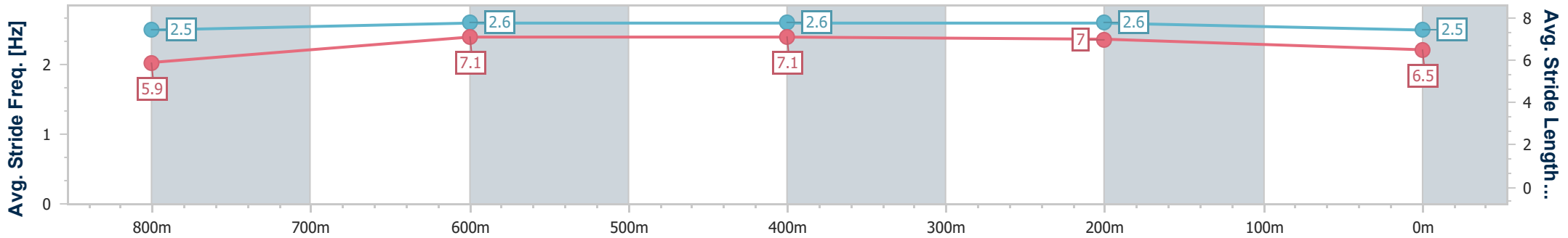
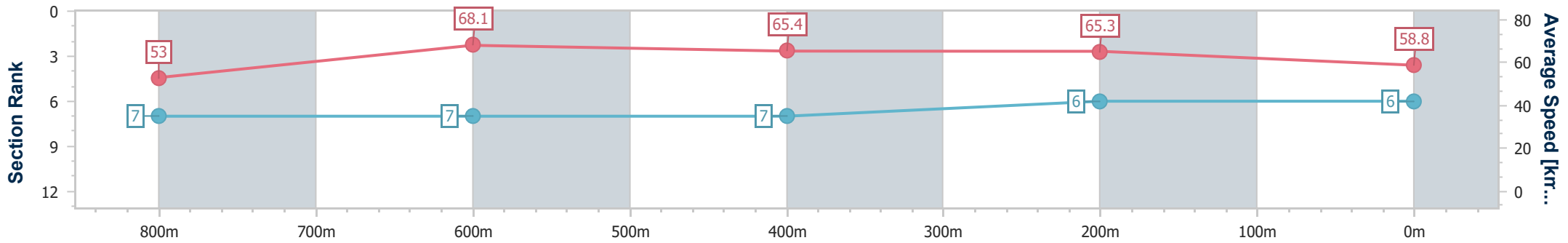
Race 6: HIGGINS Class 1 Handicap - 1000m

24 March 2023 - 20:00

Track Rating: Good 4, Weather: Fine, Rail Position: +7m



Section	Overall	800m	600m	400m	200m
Section Times	0:58.57 [6] (0:13.60)	0:44.97 [7] (0:10.61)	0:34.36 [7] (0:11.07)	0:23.29 [7] (0:11.04)	0:12.25 [6] (0:12.25)
Average Speed [km/h]	53.0	68.1	65.4	65.3	58.8
Top Speed [km/h]	68.1	69.2	67.0	66.7	63.3
Avg. Dist. to Rail [m]	2.5	1.6	0.8	4.2	6.8
Avg. Stride Freq. [Hz]	2.5	2.6	2.6	2.6	2.5
Avg. Stride Length [m]	5.9	7.1	7.1	7.0	6.5



- [] Ranking at each section and finish
- .-.- No data available at this section
- NA No data available



Horse/Jockey Name	Traitors' Gate
Final Rank	7
Fastest Section Time (Section)	0:10.88 (800m)
Top Speed [km/h] (Section)	67.6 (800m)
Race State	Finished



Sunshine Coast QLD Professional

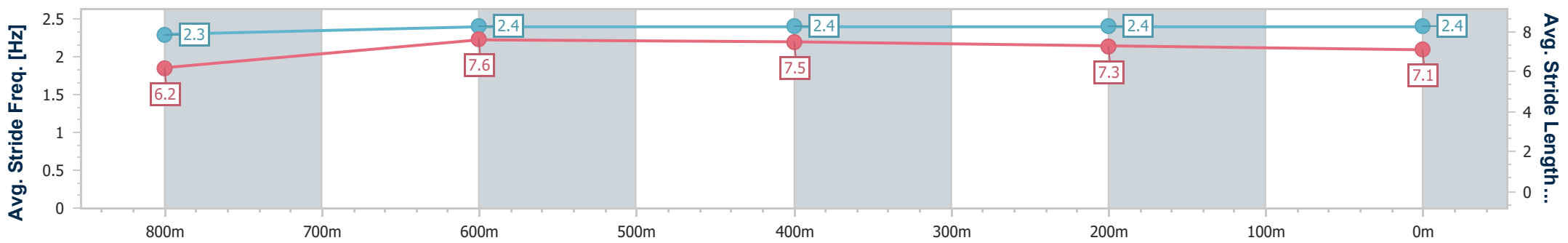
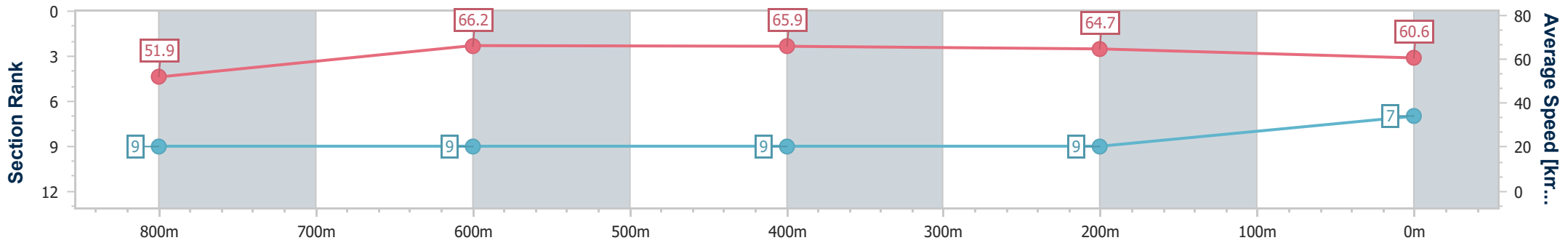
Race 6: HIGGINS Class 1 Handicap - 1000m

24 March 2023 - 20:00

Track Rating: Good 4, Weather: Fine, Rail Position: +7m



Section	Overall	800m	600m	400m	200m
Section Times	0:58.69 [7] (0:13.89)	0:44.80 [9] (0:10.88)	0:33.92 [9] (0:10.89)	0:23.03 [9] (0:11.13)	0:11.90 [9] (0:11.90)
Average Speed [km/h]	51.9	66.2	65.9	64.7	60.6
Top Speed [km/h]	66.3	67.6	67.3	66.2	63.1
Avg. Dist. to Rail [m]	8.0	1.9	0.5	1.6	4.5
Avg. Stride Freq. [Hz]	2.3	2.4	2.4	2.4	2.4
Avg. Stride Length [m]	6.2	7.6	7.5	7.3	7.1



- [] Ranking at each section and finish
- .-.- No data available at this section
- NA No data available



Horse/Jockey Name	Kakatiya
Final Rank	8
Fastest Section Time (Section)	0:10.69 (800m)
Top Speed [km/h] (Section)	70.1 (600m)
Race State	Finished



Sunshine Coast QLD Professional

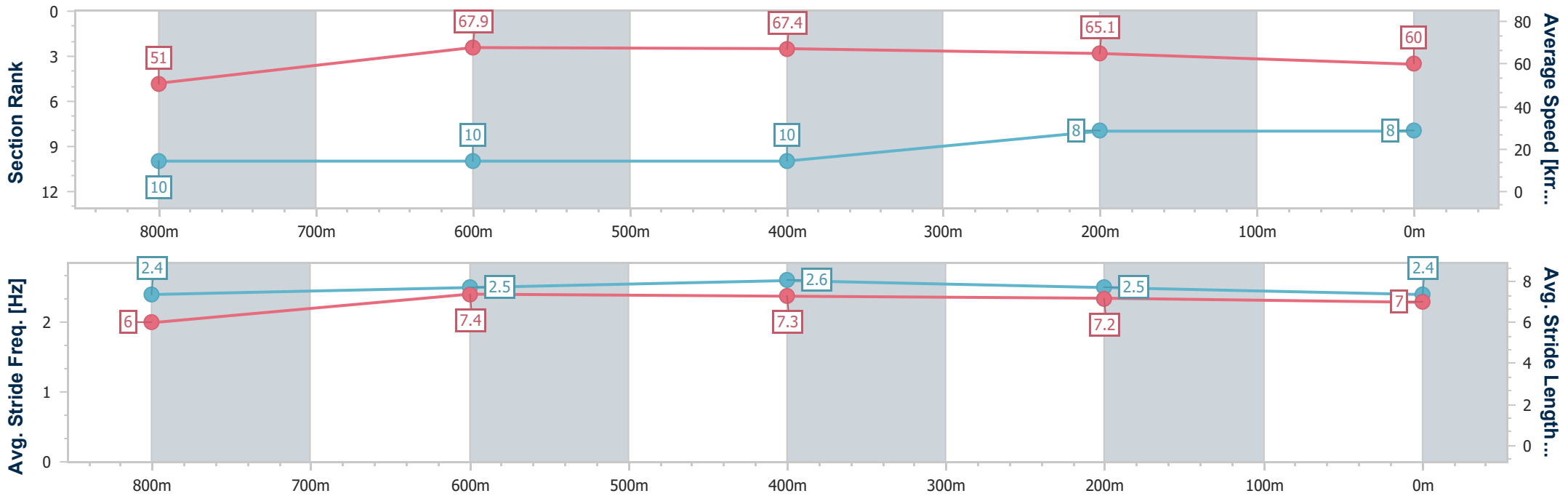
Race 6: HIGGINS Class 1 Handicap - 1000m

24 March 2023 - 20:00

Track Rating: Good 4, Weather: Fine, Rail Position: +7m



Section	Overall	800m	600m	400m	200m
Section Times	0:58.75 [8] (0:14.12)	0:44.63 [10] (0:10.69)	0:33.94 [10] (0:10.87)	0:23.07 [10] (0:11.06)	0:12.01 [8] (0:12.01)
Average Speed [km/h]	51.0	67.9	67.4	65.1	60.0
Top Speed [km/h]	67.1	70.1	70.1	66.2	62.7
Avg. Dist. to Rail [m]	4.3	2.3	3.2	4.9	4.5
Avg. Stride Freq. [Hz]	2.4	2.5	2.6	2.5	2.4
Avg. Stride Length [m]	6.0	7.4	7.3	7.2	7.0



- [] Ranking at each section and finish
- .-.- No data available at this section
- NA No data available



Horse/Jockey Name	Lost Media
Final Rank	9
Fastest Section Time (Section)	0:10.60 (800m)
Top Speed [km/h] (Section)	69.2 (800m)
Race State	Finished



Sunshine Coast QLD Professional

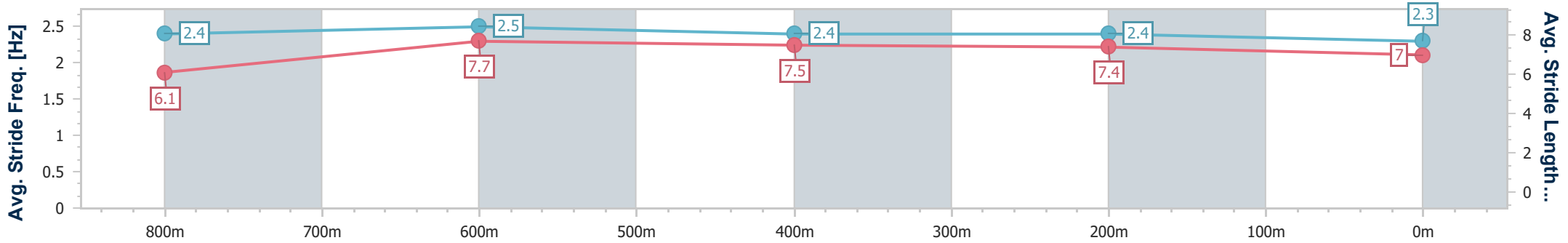
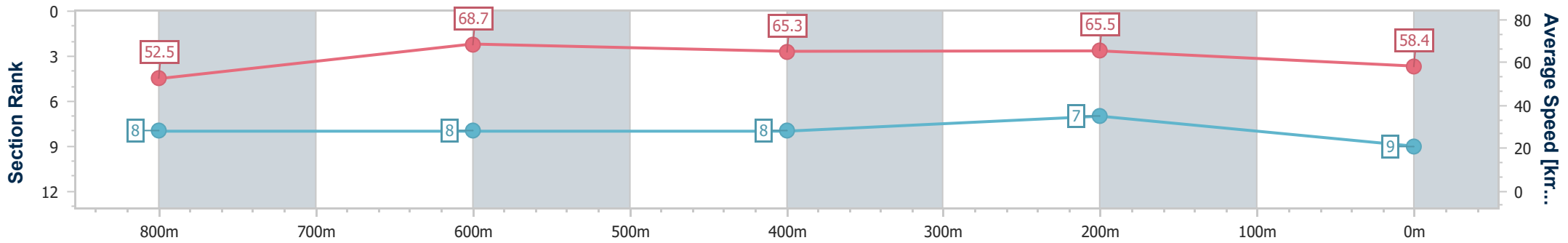
Race 6: HIGGINS Class 1 Handicap - 1000m

24 March 2023 - 20:00

Track Rating: Good 4, Weather: Fine, Rail Position: +7m



Section	Overall	800m	600m	400m	200m
Section Times	0:58.76 [9] (0:13.69)	0:45.07 [8] (0:10.60)	0:34.47 [8] (0:11.12)	0:23.35 [8] (0:11.02)	0:12.33 [7] (0:12.33)
Average Speed [km/h]	52.5	68.7	65.3	65.5	58.4
Top Speed [km/h]	69.0	69.2	67.4	67.2	62.9
Avg. Dist. to Rail [m]	5.1	2.9	1.8	5.4	8.5
Avg. Stride Freq. [Hz]	2.4	2.5	2.4	2.4	2.3
Avg. Stride Length [m]	6.1	7.7	7.5	7.4	7.0



- [] Ranking at each section and finish
- .-.- No data available at this section
- NA No data available



Horse/Jockey Name	Starbook
Final Rank	10
Fastest Section Time (Section)	0:10.65 (800m)
Top Speed [km/h] (Section)	69.0 (800m)
Race State	Finished



Sunshine Coast QLD Professional

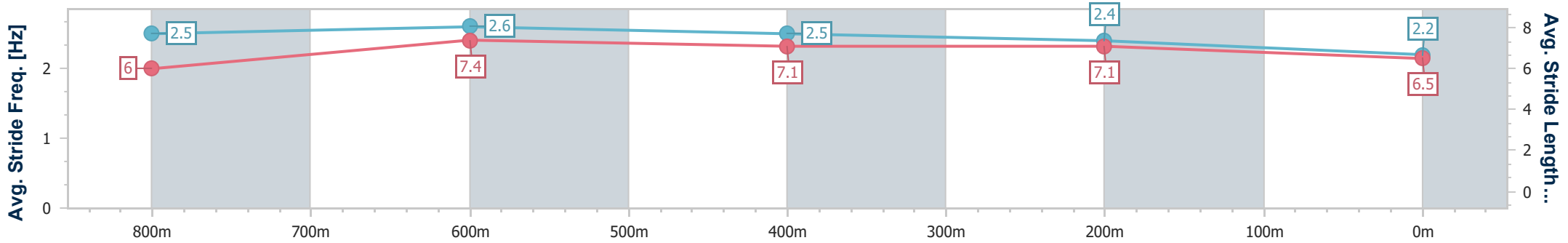
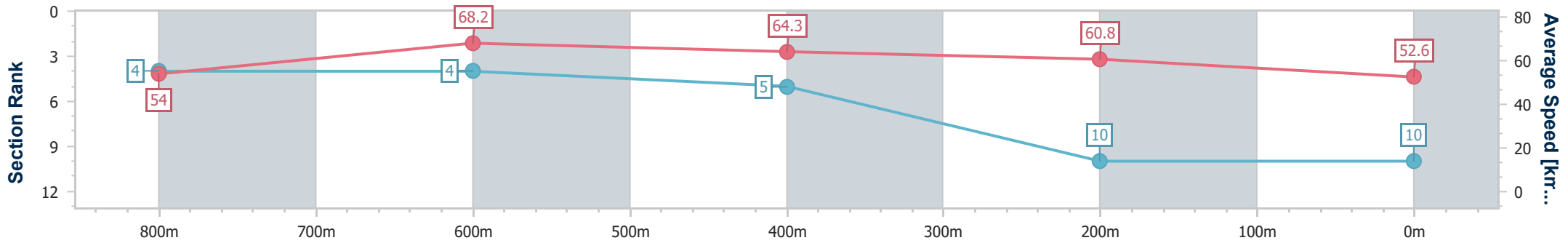
Race 6: HIGGINS Class 1 Handicap - 1000m

24 March 2023 - 20:00

Track Rating: Good 4, Weather: Fine, Rail Position: +7m



Section	Overall	800m	600m	400m	200m
Section Times	1:00.74 [10] (0:13.34)	0:47.40 [4] (0:10.65)	0:36.75 [4] (0:11.20)	0:25.55 [5] (0:11.84)	0:13.71 [10] (0:13.71)
Average Speed [km/h]	54.0	68.2	64.3	60.8	52.6
Top Speed [km/h]	68.9	69.0	67.3	63.0	57.5
Avg. Dist. to Rail [m]	5.8	2.6	0.4	3.9	2.5
Avg. Stride Freq. [Hz]	2.5	2.6	2.5	2.4	2.2
Avg. Stride Length [m]	6.0	7.4	7.1	7.1	6.5



- [] Ranking at each section and finish
- .-.- No data available at this section
- NA No data available