



**Sunshine Coast QLD Professional**  
**Race 1: BUTLER MCDERMOTT LAWYERS QTIS Two-Year-Old Maiden**  
**Handicap - 1200m**  
**26 March 2023 - 13:14**



Track Rating: Good 4, Weather: Fine, Rail Position: +7m Entire

Section		Overall	1000m	800m	600m	400m	200m	Last 600m					
Field Times		1:12.13 (0:13.54)	0:58.59 (0:11.34)	0:47.25 (0:11.74)	0:35.51 (0:11.67)	0:23.84 (0:11.61)	0:12.23 (0:12.23)	0:35.51					
Rank	TAB Horse/Jockey	Barrier	Top Speed [km/h]	Fastest Section	Margin							Distance Travelled [m]	
1	4 TORQUE BOSSANOVA James Orman	3	65.7 Overall	0:11.37 400m	1:12.13 [1] (0:13.95)	0:58.18 [5] (0:11.60)	0:46.58 [5] (0:11.65)	0:34.93 [5] (0:11.52)	0:23.41 [4] (0:11.37)	0:12.04 [3] (0:12.04)	1:12.13	0:34.93	
2	5 OBEROI PRINCESS Samantha Collett	5	65.1 1000m	0:11.32 1000m	1:12.41 [2] (0:13.56)	0:58.85 [2] (0:11.32)	0:47.53 [1] (0:11.74)	0:35.79 [2] (0:11.67)	0:24.12 [2] (0:11.61)	0:12.51 [1] (0:12.51)	1.5L	0:35.79	+1
3	7 COMBAT MISSION Cody Collis	6	66.4 Overall	0:11.60 600m	1:12.82 [3] (0:13.54)	0:59.28 [1] (0:11.63)	0:47.65 [3] (0:11.84)	0:35.81 [3] (0:11.60)	0:24.21 [3] (0:11.60)	0:12.61 [4] (0:12.61)	3.8L	0:35.81	+3
4	2 CONQUISTADORES Adin Thompson	4	64.8 400m	0:11.30 400m	1:12.87 [4] (0:14.19)	0:58.68 [7] (0:11.66)	0:47.02 [7] (0:11.78)	0:35.24 [7] (0:11.60)	0:23.64 [7] (0:11.30)	0:12.34 [5] (0:12.34)	4L	0:35.24	+1
5	1 CAPITAL CEE Bailey Wheeler	7	66.3 1000m	0:11.31 1000m	1:12.89 [5] (0:13.64)	0:59.25 [3] (0:11.31)	0:47.94 [2] (0:11.68)	0:36.26 [1] (0:11.70)	0:24.56 [1] (0:11.72)	0:12.84 [2] (0:12.84)	4.1L	0:36.26	+3
6	8 PACIFIC HARBOUR Luke Tarrant	1	65.1 Overall	0:11.59 1000m	1:13.33 [6] (0:13.82)	0:59.51 [4] (0:11.59)	0:47.92 [4] (0:11.75)	0:36.17 [4] (0:11.71)	0:24.46 [5] (0:11.82)	0:12.64 [7] (0:12.64)	6.6L	0:36.17	+0
7	3 NOBLE INTENT Justin Huxtable	8	65.3 1000m	0:11.54 600m	1:13.63 [7] (0:14.16)	0:59.47 [6] (0:11.55)	0:47.92 [6] (0:11.72)	0:36.20 [6] (0:11.54)	0:24.66 [6] (0:11.59)	0:13.07 [6] (0:13.07)	8.4L	0:36.20	+5

Scratched: Hot Peach (#6)

[ ] Ranking at each section and finish  
 -:-:- No data available at this section  
 NA No data available

SCN Saddle cloth number  
 DNF Did not finish  
 DNT Did not track



Horse/Jockey Name	Torque Bossanova
Final Rank	1
Fastest Section Time (Section)	0:11.37 (400m)
Top Speed [km/h] (Section)	65.7 (Overall)
Race State	Finished



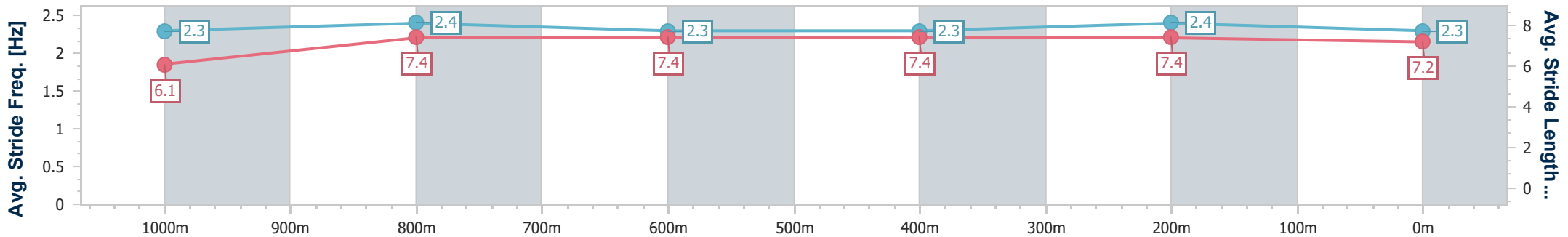
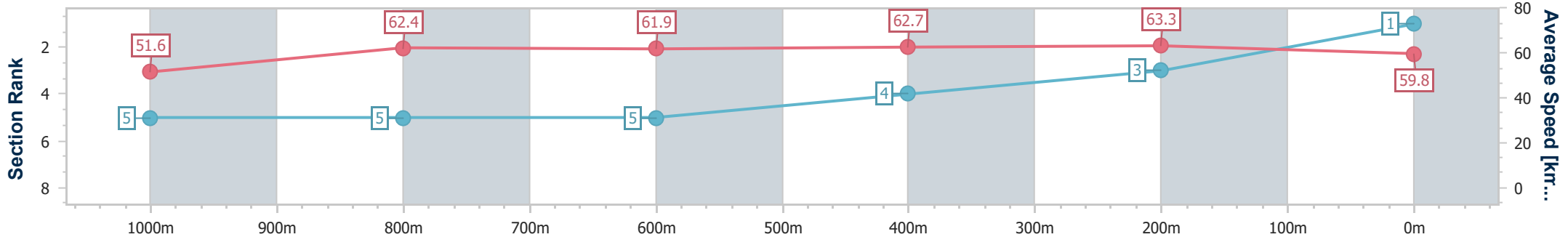
Sunshine Coast QLD Professional  
 Race 1: BUTLER MCDERMOTT LAWYERS QTIS Two-Year-Old  
 Maiden Handicap - 1200m



26 March 2023 - 13:14

Track Rating: Good 4, Weather: Fine, Rail Position: +7m Entire

Section	Overall	1000m	800m	600m	400m	200m
Section Times	1:12.13 [1] (0:13.95)	0:58.18 [5] (0:11.60)	0:46.58 [5] (0:11.65)	0:34.93 [5] (0:11.52)	0:23.41 [4] (0:11.37)	0:12.04 [3] (0:12.04)
Average Speed [km/h]	51.6	62.4	61.9	62.7	63.3	59.8
Top Speed [km/h]	65.7	65.5	63.6	64.2	64.3	63.3
Avg. Dist. to Rail [m]	3.1	1.9	0.4	0.7	2.6	2.1
Avg. Stride Freq. [Hz]	2.3	2.4	2.3	2.3	2.4	2.3
Avg. Stride Length [m]	6.1	7.4	7.4	7.4	7.4	7.2



- [ ] Ranking at each section and finish
- .-.- No data available at this section
- NA No data available



Horse/Jockey Name	Oberoi Princess
Final Rank	2
Fastest Section Time (Section)	0:11.32 (1000m)
Top Speed [km/h] (Section)	65.1 (1000m)
Race State	Finished



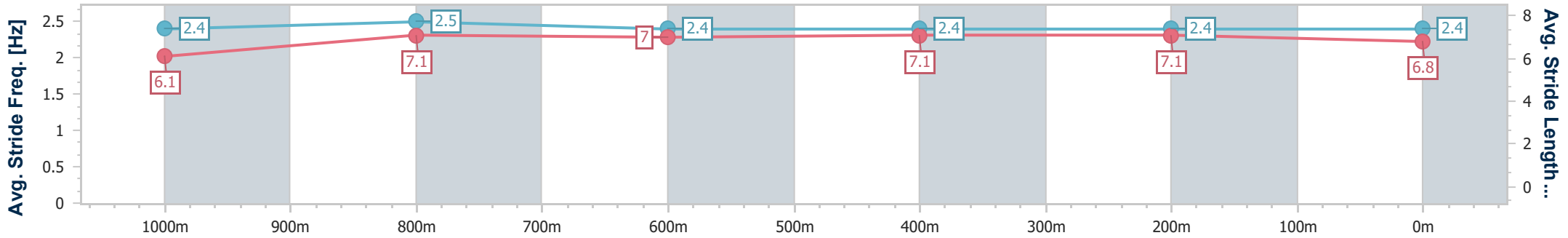
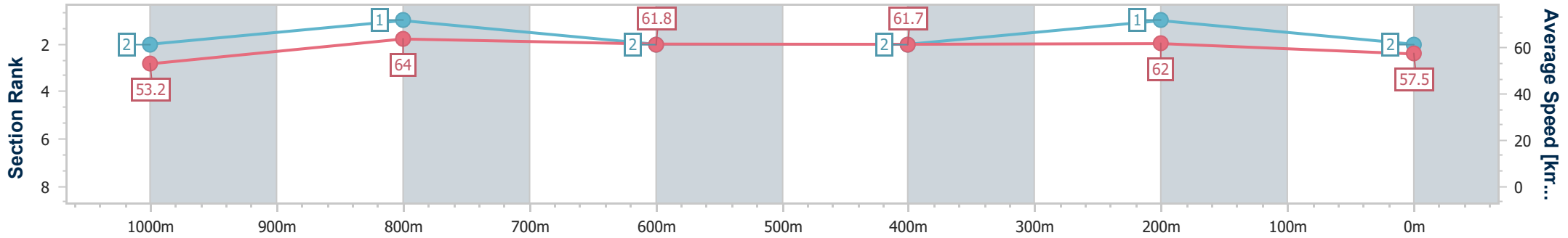
Sunshine Coast QLD Professional  
 Race 1: BUTLER MCDERMOTT LAWYERS QTIS Two-Year-Old  
 Maiden Handicap - 1200m



26 March 2023 - 13:14

Track Rating: Good 4, Weather: Fine, Rail Position: +7m Entire

Section	Overall	1000m	800m	600m	400m	200m
Section Times	1:12.41 [2] (0:13.56)	0:58.85 [2] (0:11.32)	0:47.53 [1] (0:11.74)	0:35.79 [2] (0:11.67)	0:24.12 [2] (0:11.61)	0:12.51 [1] (0:12.51)
Average Speed [km/h]	53.2	64.0	61.8	61.7	62.0	57.5
Top Speed [km/h]	64.6	65.1	63.1	63.4	63.2	60.4
Avg. Dist. to Rail [m]	4.1	2.1	1.2	0.2	0.3	0.4
Avg. Stride Freq. [Hz]	2.4	2.5	2.4	2.4	2.4	2.4
Avg. Stride Length [m]	6.1	7.1	7.0	7.1	7.1	6.8



- [ ] Ranking at each section and finish
- .-.- No data available at this section
- NA No data available



Horse/Jockey Name	Combat Mission
Final Rank	3
Fastest Section Time (Section)	0:11.60 (600m)
Top Speed [km/h] (Section)	66.4 (Overall)
Race State	Finished



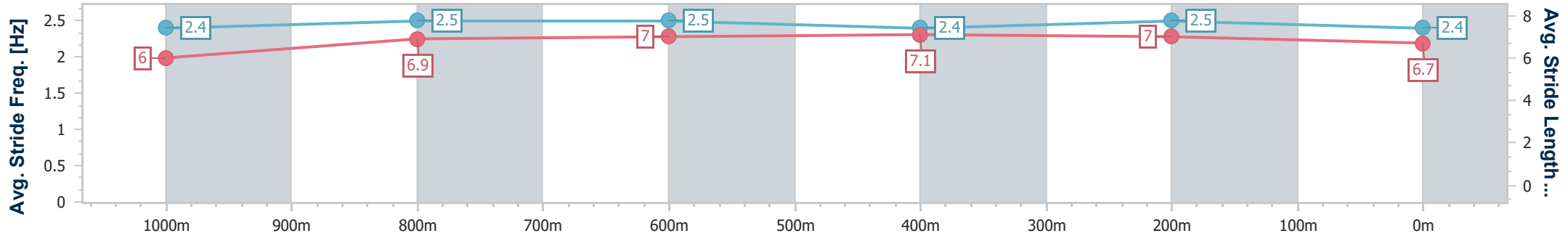
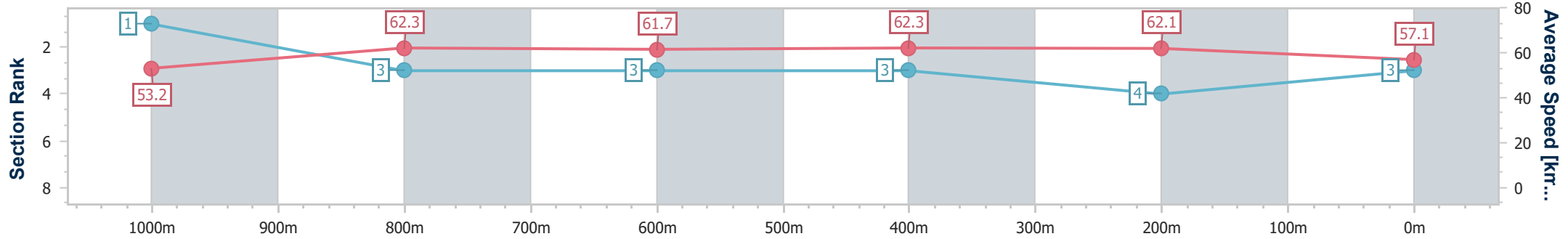
Sunshine Coast QLD Professional  
 Race 1: BUTLER MCDERMOTT LAWYERS QTIS Two-Year-Old  
 Maiden Handicap - 1200m



26 March 2023 - 13:14

Track Rating: Good 4, Weather: Fine, Rail Position: +7m Entire

Section	Overall	1000m	800m	600m	400m	200m
Section Times	1:12.82 [3] (0:13.54)	0:59.28 [1] (0:11.63)	0:47.65 [3] (0:11.84)	0:35.81 [3] (0:11.60)	0:24.21 [3] (0:11.60)	0:12.61 [4] (0:12.61)
Average Speed [km/h]	53.2	62.3	61.7	62.3	62.1	57.1
Top Speed [km/h]	66.4	64.4	62.7	63.5	63.6	59.7
Avg. Dist. to Rail [m]	5.2	3.0	2.4	0.8	1.6	2.4
Avg. Stride Freq. [Hz]	2.4	2.5	2.5	2.4	2.5	2.4
Avg. Stride Length [m]	6.0	6.9	7.0	7.1	7.0	6.7



- [ ] Ranking at each section and finish
- .-.- No data available at this section
- NA No data available



Horse/Jockey Name	Conquistadores
Final Rank	4
Fastest Section Time (Section)	0:11.30 (400m)
Top Speed [km/h] (Section)	64.8 (400m)
Race State	Finished



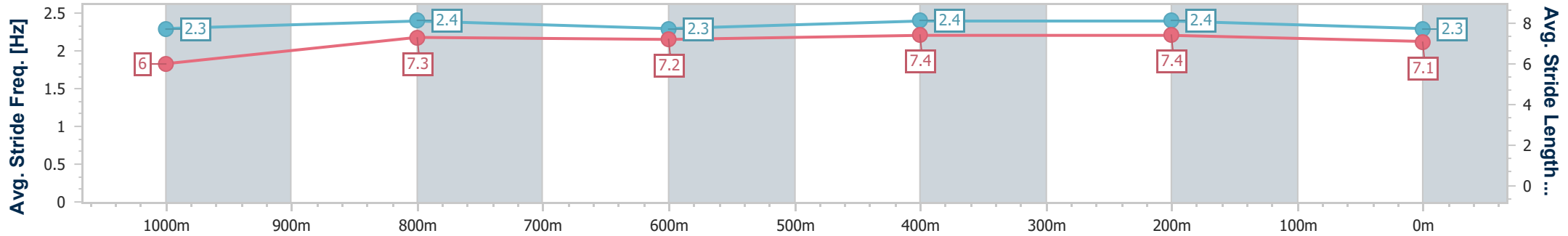
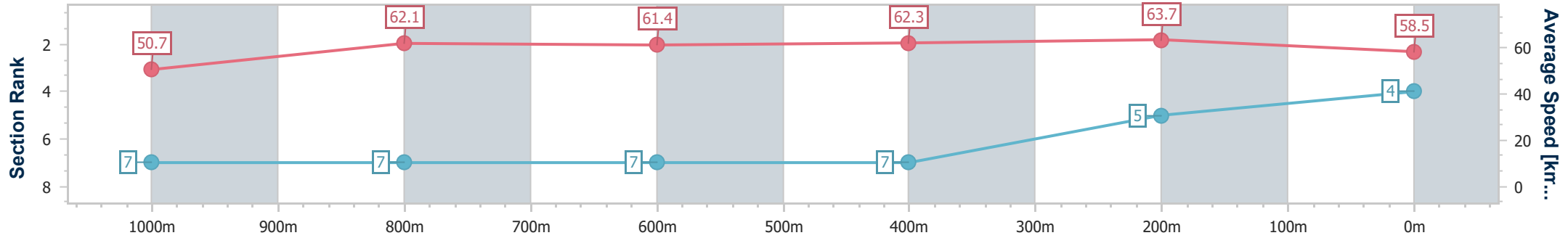
Sunshine Coast QLD Professional  
 Race 1: BUTLER MCDERMOTT LAWYERS QTIS Two-Year-Old  
 Maiden Handicap - 1200m



26 March 2023 - 13:14

Track Rating: Good 4, Weather: Fine, Rail Position: +7m Entire

Section	Overall	1000m	800m	600m	400m	200m
Section Times	1:12.87 [4] (0:14.19)	0:58.68 [7] (0:11.66)	0:47.02 [7] (0:11.78)	0:35.24 [7] (0:11.60)	0:23.64 [7] (0:11.30)	0:12.34 [5] (0:12.34)
Average Speed [km/h]	50.7	62.1	61.4	62.3	63.7	58.5
Top Speed [km/h]	64.7	64.7	62.5	63.9	64.8	62.9
Avg. Dist. to Rail [m]	4.4	1.9	0.7	0.9	2.3	4.2
Avg. Stride Freq. [Hz]	2.3	2.4	2.3	2.4	2.4	2.3
Avg. Stride Length [m]	6.0	7.3	7.2	7.4	7.4	7.1



- [ ] Ranking at each section and finish
- .-.- No data available at this section
- NA No data available



Horse/Jockey Name	Capital Cee
Final Rank	5
Fastest Section Time (Section)	0:11.31 (1000m)
Top Speed [km/h] (Section)	66.3 (1000m)
Race State	Finished



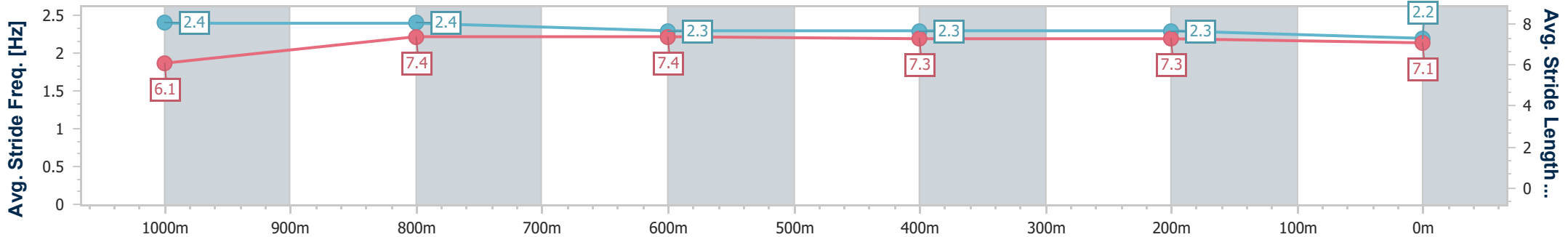
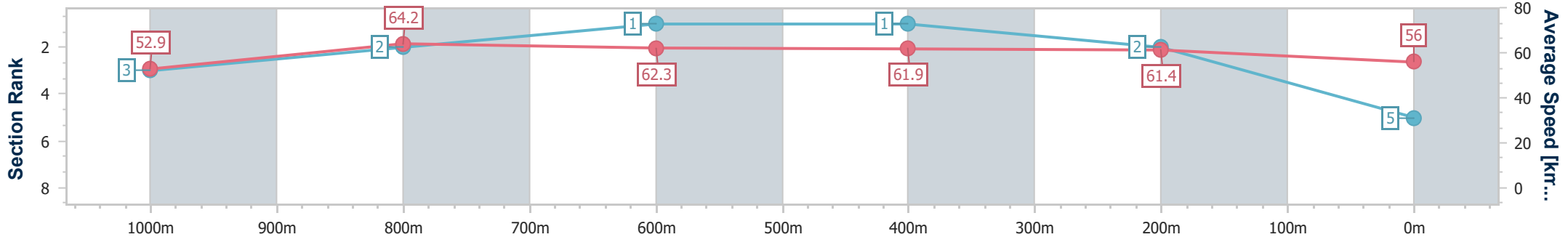
Sunshine Coast QLD Professional  
 Race 1: BUTLER MCDERMOTT LAWYERS QTIS Two-Year-Old  
 Maiden Handicap - 1200m



26 March 2023 - 13:14

Track Rating: Good 4, Weather: Fine, Rail Position: +7m Entire

Section	Overall	1000m	800m	600m	400m	200m
Section Times	1:12.89 [5] (0:13.64)	0:59.25 [3] (0:11.31)	0:47.94 [2] (0:11.68)	0:36.26 [1] (0:11.70)	0:24.56 [1] (0:11.72)	0:12.84 [2] (0:12.84)
Average Speed [km/h]	52.9	64.2	62.3	61.9	61.4	56.0
Top Speed [km/h]	64.7	66.3	63.3	62.5	62.8	59.6
Avg. Dist. to Rail [m]	6.1	3.1	2.1	0.9	1.7	2.0
Avg. Stride Freq. [Hz]	2.4	2.4	2.3	2.3	2.3	2.2
Avg. Stride Length [m]	6.1	7.4	7.4	7.3	7.3	7.1



- [ ] Ranking at each section and finish
- .-.- No data available at this section
- NA No data available



Horse/Jockey Name	Pacific Harbour
Final Rank	6
Fastest Section Time (Section)	0:11.59 (1000m)
Top Speed [km/h] (Section)	65.1 (Overall)
Race State	Finished



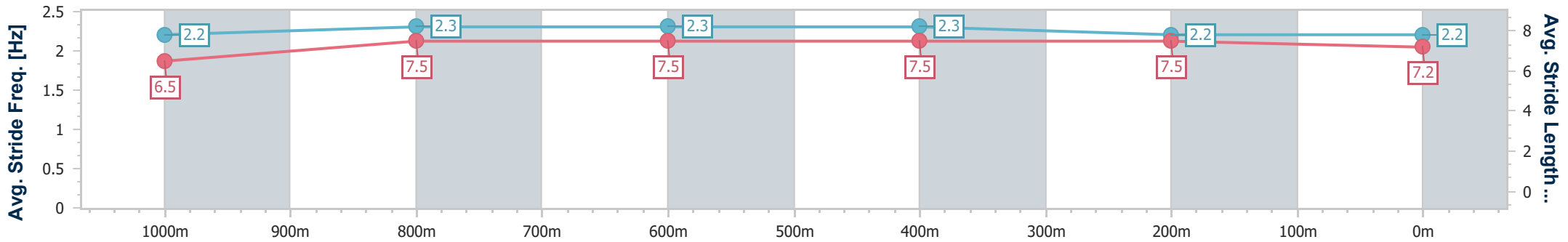
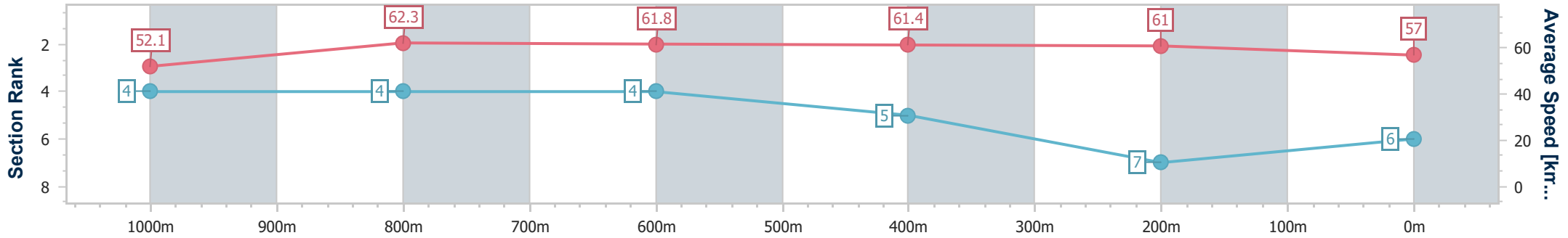
Sunshine Coast QLD Professional  
 Race 1: BUTLER MCDERMOTT LAWYERS QTIS Two-Year-Old  
 Maiden Handicap - 1200m



26 March 2023 - 13:14

Track Rating: Good 4, Weather: Fine, Rail Position: +7m Entire

Section	Overall	1000m	800m	600m	400m	200m
Section Times	1:13.33 [6] (0:13.82)	0:59.51 [4] (0:11.59)	0:47.92 [4] (0:11.75)	0:36.17 [4] (0:11.71)	0:24.46 [5] (0:11.82)	0:12.64 [7] (0:12.64)
Average Speed [km/h]	52.1	62.3	61.8	61.4	61.0	57.0
Top Speed [km/h]	65.1	64.9	62.7	62.4	62.3	59.3
Avg. Dist. to Rail [m]	2.1	1.3	1.4	0.4	0.8	1.8
Avg. Stride Freq. [Hz]	2.2	2.3	2.3	2.3	2.2	2.2
Avg. Stride Length [m]	6.5	7.5	7.5	7.5	7.5	7.2



- [ ] Ranking at each section and finish
- .-.- No data available at this section
- NA No data available



Horse/Jockey Name	Noble Intent
Final Rank	7
Fastest Section Time (Section)	0:11.54 (600m)
Top Speed [km/h] (Section)	65.3 (1000m)
Race State	Finished



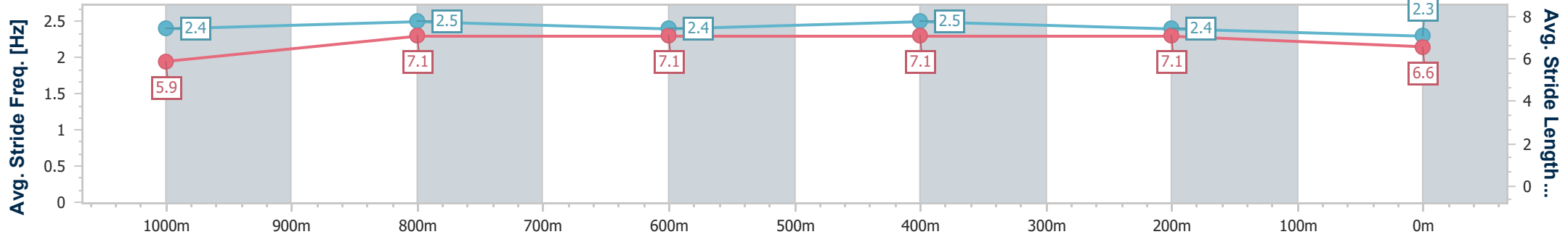
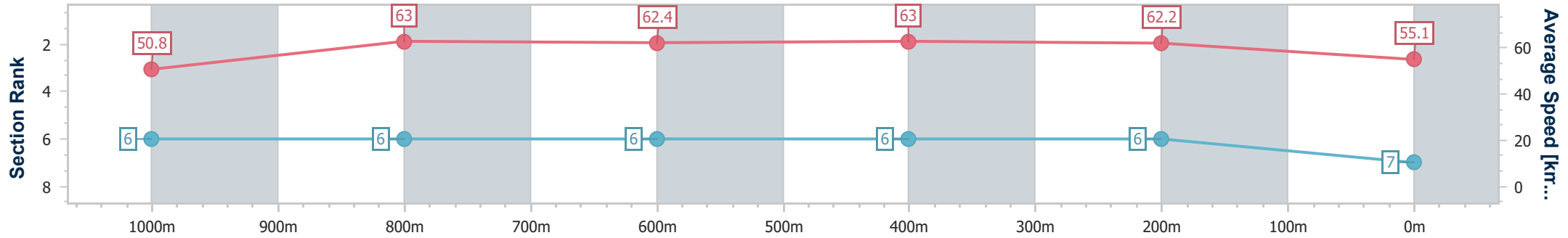
Sunshine Coast QLD Professional  
 Race 1: BUTLER MCDERMOTT LAWYERS QTIS Two-Year-Old  
 Maiden Handicap - 1200m



26 March 2023 - 13:14

Track Rating: Good 4, Weather: Fine, Rail Position: +7m Entire

Section	Overall	1000m	800m	600m	400m	200m
Section Times	1:13.63 [7] (0:14.16)	0:59.47 [6] (0:11.55)	0:47.92 [6] (0:11.72)	0:36.20 [6] (0:11.54)	0:24.66 [6] (0:11.59)	0:13.07 [6] (0:13.07)
Average Speed [km/h]	50.8	63.0	62.4	63.0	62.2	55.1
Top Speed [km/h]	65.1	65.3	64.5	64.1	63.7	59.5
Avg. Dist. to Rail [m]	6.1	3.3	2.8	1.8	4.0	5.1
Avg. Stride Freq. [Hz]	2.4	2.5	2.4	2.5	2.4	2.3
Avg. Stride Length [m]	5.9	7.1	7.1	7.1	7.1	6.6



- [ ] Ranking at each section and finish
- .-.- No data available at this section
- NA No data available