



Sunshine Coast QLD Professional

Race 3: H & H AIR CONDITIONING Maiden Plate - 1000m

26 March 2023 - 14:29



Track Rating: Good 4, Weather: Fine, Rail Position: +7m Entire

Section		Overall									Last 600m	
Field Times		0:57.74 (0:13.03)									0:33.91	
		800m			600m		400m		200m			
		0:44.71 (0:10.80)			0:33.91 (0:11.24)		0:22.67 (0:10.91)		0:11.76 (0:11.76)			
Rank	TAB	Horse/Jockey	Barrier	Top Speed [km/h]	Fastest Section	Overall	800m	600m	400m	200m	Margin	Distance Travelled [m]
1	8	ISLES OF AVALON Jim Byrne	6	70.5 800m	0:10.80 800m	0:57.74 [1] (0:13.03)	0:44.71 [1] (0:10.80)	0:33.91 [1] (0:11.24)	0:22.67 [1] (0:10.91)	0:11.76 [1] (0:11.76)	0:57.74	0:33.91
2	13	DEEP FIRE Sean Cormack	5	67.9 600m	0:10.95 400m	0:58.38 [2] (0:13.37)	0:45.01 [4] (0:11.00)	0:34.01 [6] (0:11.09)	0:22.92 [5] (0:10.95)	0:11.97 [2] (0:11.97)	3.5L	0:34.01 +1
3	6	MARCH AS ONE Nikita Beriman	3	68.7 800m	0:10.75 800m	0:58.38 [3] (0:13.37)	0:45.01 [5] (0:10.75)	0:34.26 [4] (0:11.24)	0:23.02 [3] (0:11.08)	0:11.94 [4] (0:11.94)	3.6L	0:34.26 -6
4	14	EASY COMPANY Tiffani Brooker	11	69.5 800m	0:10.83 800m	0:58.74 [4] (0:13.66)	0:45.08 [8] (0:10.83)	0:34.25 [8] (0:11.24)	0:23.01 [8] (0:11.02)	0:11.99 [6] (0:11.99)	5.6L	0:34.25 +2
5	1	CHANCE AT MIDNIGHT Morgan Butler	1	67.9 800m	0:10.86 800m	0:58.75 [5] (0:13.55)	0:45.20 [7] (0:10.86)	0:34.34 [7] (0:11.28)	0:23.06 [7] (0:11.09)	0:11.97 [8] (0:11.97)	5.7L	0:34.34 -6
6	11	UPPER CLASS GIRL Andrew Spinks	8	70.3 800m	0:10.78 800m	0:58.75 [6] (0:13.22)	0:45.53 [3] (0:10.78)	0:34.75 [3] (0:11.29)	0:23.46 [2] (0:11.04)	0:12.42 [3] (0:12.42)	5.8L	0:34.75 +0
7	4	DAINTREE DREAMING Jaden Lloyd	4	68.6 800m	0:10.83 800m	0:58.76 [7] (0:13.39)	0:45.37 [6] (0:10.83)	0:34.54 [5] (0:11.17)	0:23.37 [6] (0:11.27)	0:12.10 [7] (0:12.10)	5.9L	0:34.54 -5
8	12	BEMOTE Bailey Wheeler	13	70.1 Overall	0:10.80 800m	0:58.81 [8] (0:13.06)	0:45.75 [2] (0:10.80)	0:34.95 [2] (0:11.33)	0:23.62 [4] (0:11.11)	0:12.51 [5] (0:12.51)	6.1L	0:34.95 -5
9	10	TALANTINO Luke Tarrant	7	68.2 Overall	0:10.97 800m	0:59.08 [9] (0:13.76)	0:45.32 [9] (0:10.97)	0:34.35 [10] (0:11.14)	0:23.21 [10] (0:11.06)	0:12.15 [9] (0:12.15)	7.6L	0:34.35 -3
10	7	BIRDIE BELLE Angela Jones	10	68.2 800m	0:10.84 800m	0:59.18 [10] (0:13.76)	0:45.42 [10] (0:10.84)	0:34.58 [9] (0:11.12)	0:23.46 [9] (0:11.30)	0:12.16 [10] (0:12.16)	8L	0:34.58 -5

Scratched: Uno What I'm Sayin (#2), Marleedoone (#9), Berava (#3), I Am Artie (#5)

Report Created: Sun 26 March 2023 14:48 GMT+10 (Note: Timing is based on position data)

Page 1/11

[] Ranking at each section and finish
 -:-:- No data available at this section
 NA No data available

SCN Saddle cloth number
 DNF Did not finish
 DNT Did not track

data processed by TRIPLESDATA



Horse/Jockey Name	Isles Of Avalon
Final Rank	1
Fastest Section Time (Section)	0:10.80 (800m)
Top Speed [km/h] (Section)	70.5 (800m)
Race State	Finished



Sunshine Coast QLD Professional

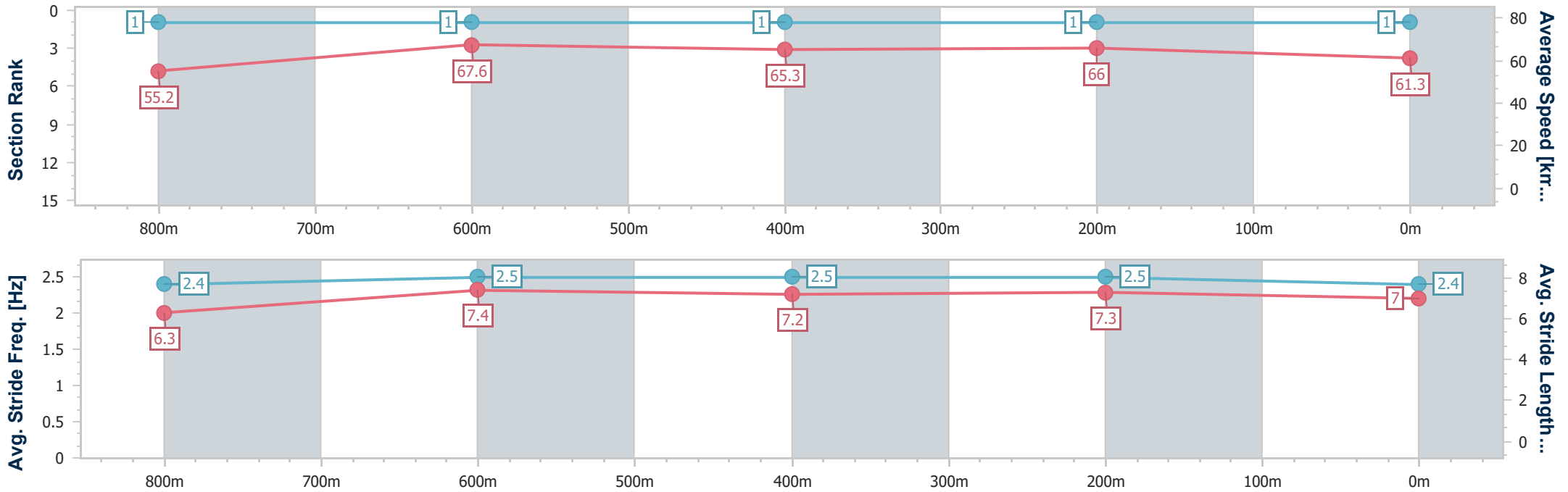
Race 3: H & H AIR CONDITIONING Maiden Plate - 1000m



26 March 2023 - 14:29

Track Rating: Good 4, Weather: Fine, Rail Position: +7m Entire

Section	Overall	800m	600m	400m	200m
Section Times	0:57.74 [1] (0:13.03)	0:44.71 [1] (0:10.80)	0:33.91 [1] (0:11.24)	0:22.67 [1] (0:10.91)	0:11.76 [1] (0:11.76)
Average Speed [km/h]	55.2	67.6	65.3	66.0	61.3
Top Speed [km/h]	70.5	70.5	66.7	66.8	64.3
Avg. Dist. to Rail [m]	5.6	3.3	3.4	4.5	4.8
Avg. Stride Freq. [Hz]	2.4	2.5	2.5	2.5	2.4
Avg. Stride Length [m]	6.3	7.4	7.2	7.3	7.0



- [] Ranking at each section and finish
- .-.- No data available at this section
- NA No data available



Horse/Jockey Name	Deep Fire
Final Rank	2
Fastest Section Time (Section)	0:10.95 (400m)
Top Speed [km/h] (Section)	67.9 (600m)
Race State	Finished



Sunshine Coast QLD Professional

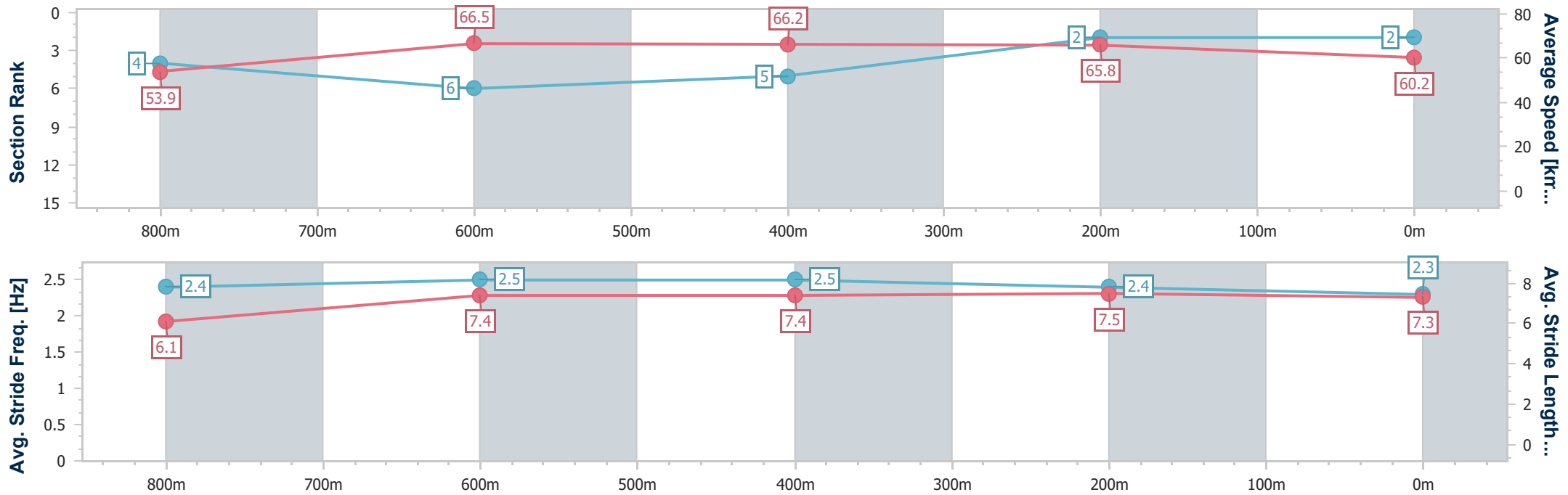
Race 3: H & H AIR CONDITIONING Maiden Plate - 1000m



26 March 2023 - 14:29

Track Rating: Good 4, Weather: Fine, Rail Position: +7m Entire

Section	Overall	800m	600m	400m	200m
Section Times	0:58.38 [2] (0:13.37)	0:45.01 [4] (0:11.00)	0:34.01 [6] (0:11.09)	0:22.92 [5] (0:10.95)	0:11.97 [2] (0:11.97)
Average Speed [km/h]	53.9	66.5	66.2	65.8	60.2
Top Speed [km/h]	67.8	67.8	67.9	67.9	63.5
Avg. Dist. to Rail [m]	4.8	3.8	3.7	5.9	5.5
Avg. Stride Freq. [Hz]	2.4	2.5	2.5	2.4	2.3
Avg. Stride Length [m]	6.1	7.4	7.4	7.5	7.3



- [] Ranking at each section and finish
- .-.- No data available at this section
- NA No data available



Horse/Jockey Name	March As One
Final Rank	3
Fastest Section Time (Section)	0:10.75 (800m)
Top Speed [km/h] (Section)	68.7 (800m)
Race State	Finished



Sunshine Coast QLD Professional

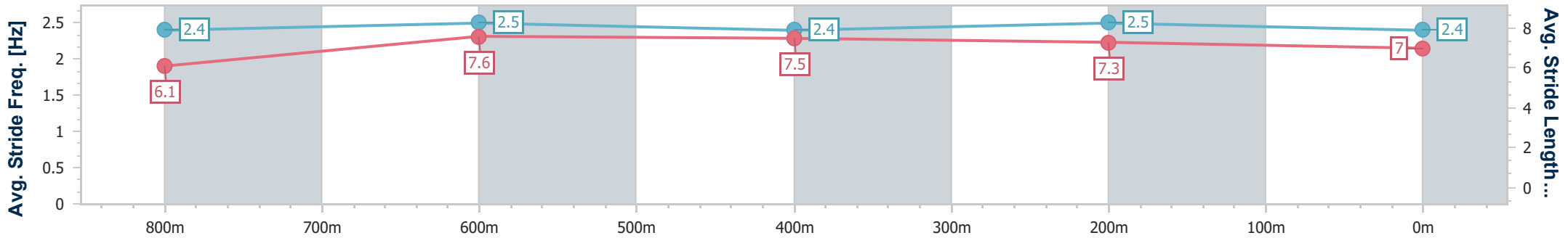
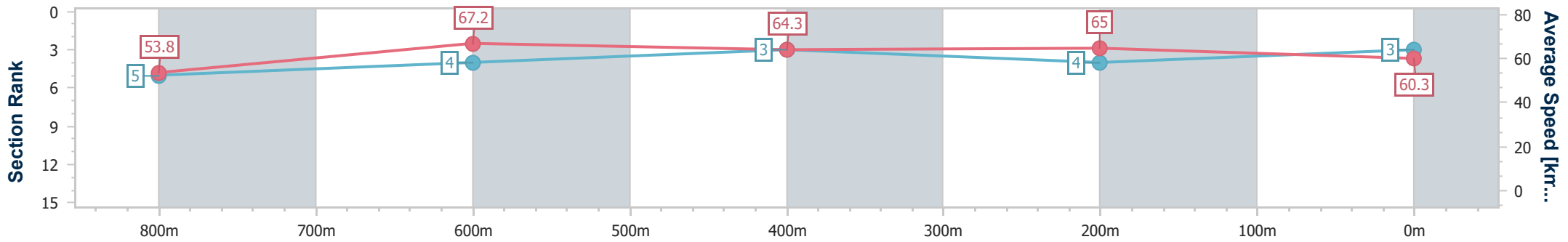
Race 3: H & H AIR CONDITIONING Maiden Plate - 1000m



26 March 2023 - 14:29

Track Rating: Good 4, Weather: Fine, Rail Position: +7m Entire

Section	Overall	800m	600m	400m	200m
Section Times	0:58.38 [3] (0:13.37)	0:45.01 [5] (0:10.75)	0:34.26 [4] (0:11.24)	0:23.02 [3] (0:11.08)	0:11.94 [4] (0:11.94)
Average Speed [km/h]	53.8	67.2	64.3	65.0	60.3
Top Speed [km/h]	68.6	68.7	65.8	65.9	63.5
Avg. Dist. to Rail [m]	3.4	1.3	0.6	3.0	1.9
Avg. Stride Freq. [Hz]	2.4	2.5	2.4	2.5	2.4
Avg. Stride Length [m]	6.1	7.6	7.5	7.3	7.0



- [] Ranking at each section and finish
- .-.- No data available at this section
- NA No data available



Horse/Jockey Name	Easy Company
Final Rank	4
Fastest Section Time (Section)	0:10.83 (800m)
Top Speed [km/h] (Section)	69.5 (800m)
Race State	Finished



Sunshine Coast QLD Professional

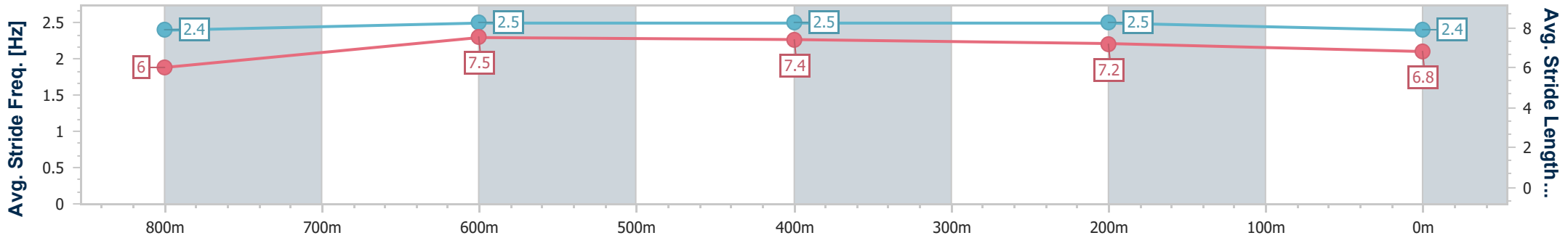
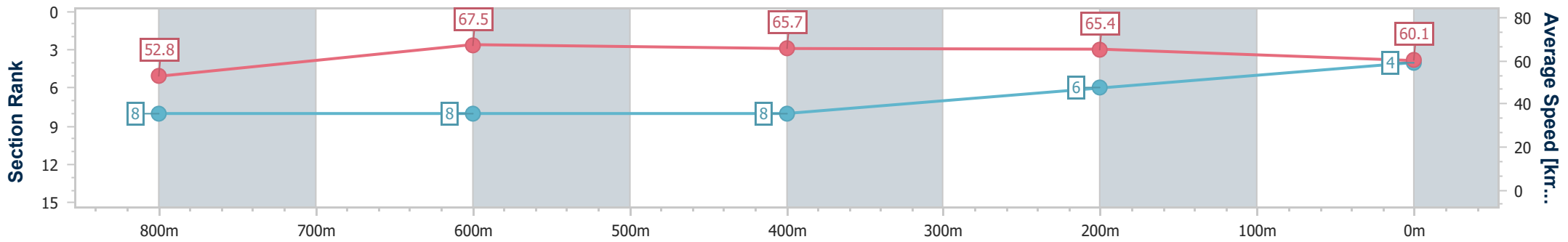
Race 3: H & H AIR CONDITIONING Maiden Plate - 1000m



26 March 2023 - 14:29

Track Rating: Good 4, Weather: Fine, Rail Position: +7m Entire

Section	Overall	800m	600m	400m	200m
Section Times	0:58.74 [4] (0:13.66)	0:45.08 [8] (0:10.83)	0:34.25 [8] (0:11.24)	0:23.01 [8] (0:11.02)	0:11.99 [6] (0:11.99)
Average Speed [km/h]	52.8	67.5	65.7	65.4	60.1
Top Speed [km/h]	67.0	69.5	67.7	67.3	62.6
Avg. Dist. to Rail [m]	6.9	3.1	4.7	6.0	6.3
Avg. Stride Freq. [Hz]	2.4	2.5	2.5	2.5	2.4
Avg. Stride Length [m]	6.0	7.5	7.4	7.2	6.8



- [] Ranking at each section and finish
- .-.- No data available at this section
- NA No data available



Horse/Jockey Name	Chance At Midnight
Final Rank	5
Fastest Section Time (Section)	0:10.86 (800m)
Top Speed [km/h] (Section)	67.9 (800m)
Race State	Finished



Sunshine Coast QLD Professional

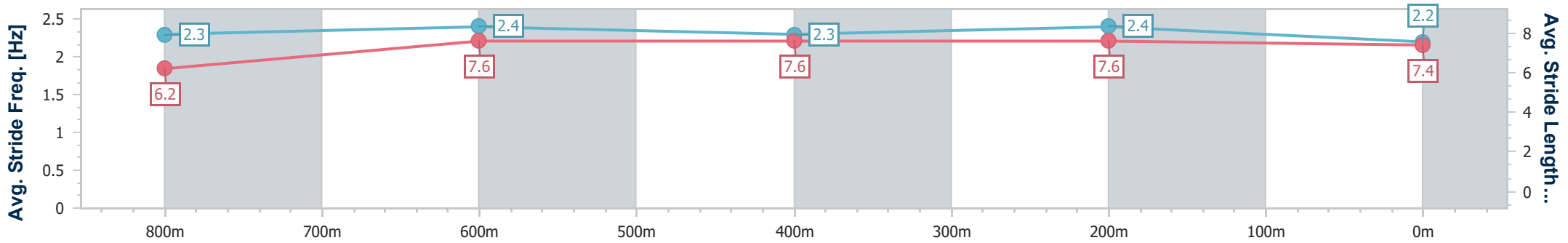
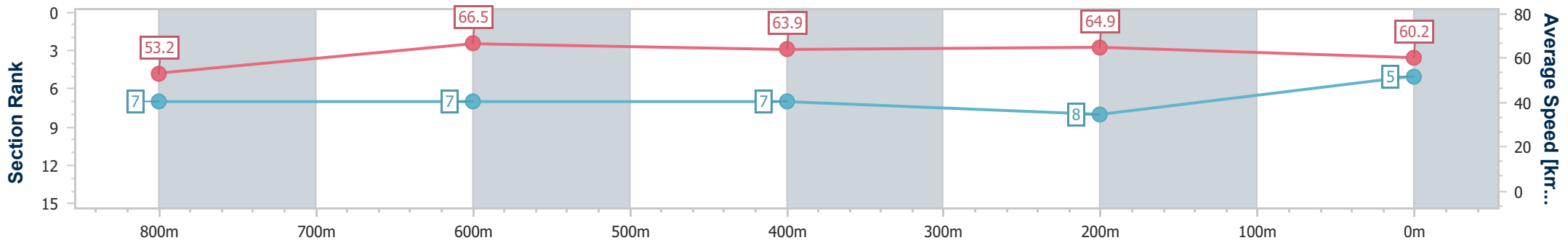
Race 3: H & H AIR CONDITIONING Maiden Plate - 1000m



26 March 2023 - 14:29

Track Rating: Good 4, Weather: Fine, Rail Position: +7m Entire

Section	Overall	800m	600m	400m	200m
Section Times	0:58.75 [5] (0:13.55)	0:45.20 [7] (0:10.86)	0:34.34 [7] (0:11.28)	0:23.06 [7] (0:11.09)	0:11.97 [8] (0:11.97)
Average Speed [km/h]	53.2	66.5	63.9	64.9	60.2
Top Speed [km/h]	65.9	67.9	65.7	66.3	63.3
Avg. Dist. to Rail [m]	1.7	1.0	0.3	1.6	1.0
Avg. Stride Freq. [Hz]	2.3	2.4	2.3	2.4	2.2
Avg. Stride Length [m]	6.2	7.6	7.6	7.6	7.4



- [] Ranking at each section and finish
- .-.- No data available at this section
- NA No data available



Horse/Jockey Name	Upper Class Girl
Final Rank	6
Fastest Section Time (Section)	0:10.78 (800m)
Top Speed [km/h] (Section)	70.3 (800m)
Race State	Finished



Sunshine Coast QLD Professional

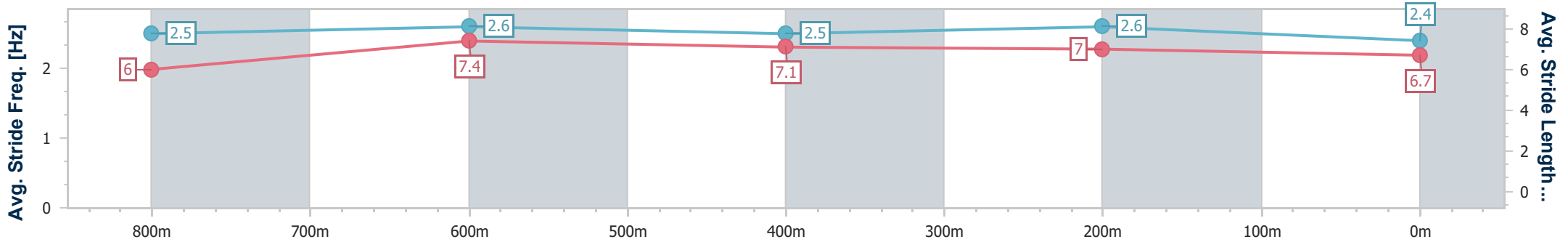
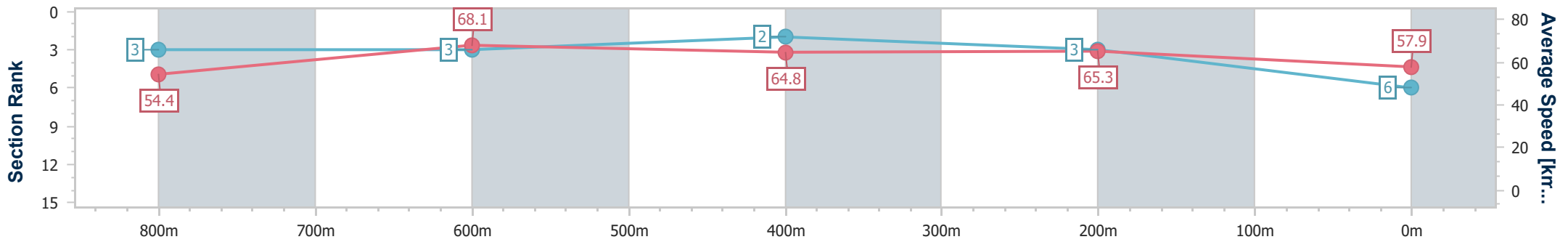
Race 3: H & H AIR CONDITIONING Maiden Plate - 1000m



26 March 2023 - 14:29

Track Rating: Good 4, Weather: Fine, Rail Position: +7m Entire

Section	Overall	800m	600m	400m	200m
Section Times	0:58.75 [6] (0:13.22)	0:45.53 [3] (0:10.78)	0:34.75 [3] (0:11.29)	0:23.46 [2] (0:11.04)	0:12.42 [3] (0:12.42)
Average Speed [km/h]	54.4	68.1	64.8	65.3	57.9
Top Speed [km/h]	68.8	70.3	66.4	67.4	62.3
Avg. Dist. to Rail [m]	7.3	4.8	3.1	5.0	3.0
Avg. Stride Freq. [Hz]	2.5	2.6	2.5	2.6	2.4
Avg. Stride Length [m]	6.0	7.4	7.1	7.0	6.7



- [] Ranking at each section and finish
- .-.- No data available at this section
- NA No data available



Horse/Jockey Name	Daintree Dreaming
Final Rank	7
Fastest Section Time (Section)	0:10.83 (800m)
Top Speed [km/h] (Section)	68.6 (800m)
Race State	Finished



Sunshine Coast QLD Professional

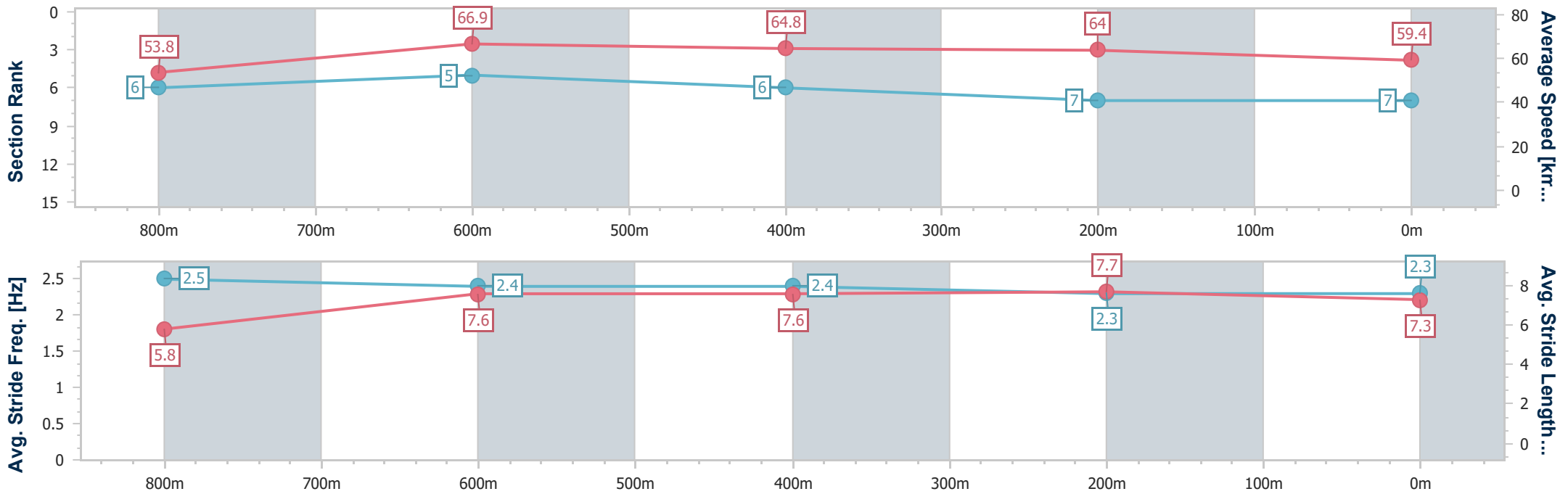
Race 3: H & H AIR CONDITIONING Maiden Plate - 1000m



26 March 2023 - 14:29

Track Rating: Good 4, Weather: Fine, Rail Position: +7m Entire

Section	Overall	800m	600m	400m	200m
Section Times	0:58.76 [7] (0:13.39)	0:45.37 [6] (0:10.83)	0:34.54 [5] (0:11.17)	0:23.37 [6] (0:11.27)	0:12.10 [7] (0:12.10)
Average Speed [km/h]	53.8	66.9	64.8	64.0	59.4
Top Speed [km/h]	67.8	68.6	65.6	65.6	62.0
Avg. Dist. to Rail [m]	3.5	1.8	1.1	3.8	5.5
Avg. Stride Freq. [Hz]	2.5	2.4	2.4	2.3	2.3
Avg. Stride Length [m]	5.8	7.6	7.6	7.7	7.3



- [] Ranking at each section and finish
- .-.- No data available at this section
- NA No data available



Horse/Jockey Name	Bemote
Final Rank	8
Fastest Section Time (Section)	0:10.80 (800m)
Top Speed [km/h] (Section)	70.1 (Overall)
Race State	Finished



Sunshine Coast QLD Professional

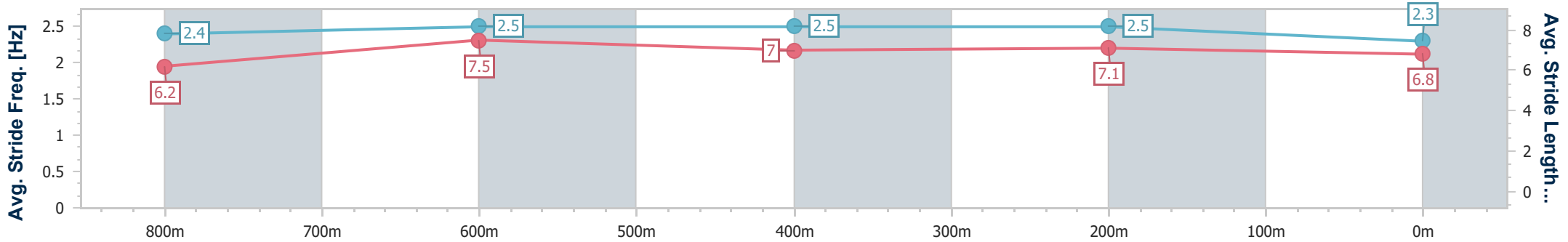
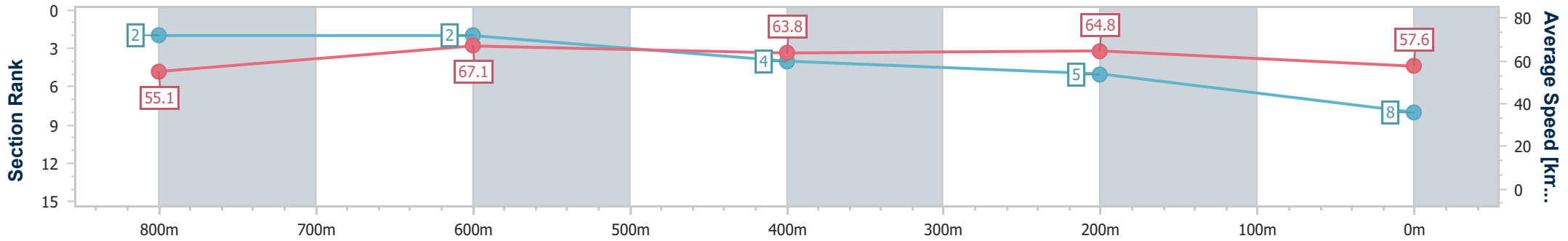
Race 3: H & H AIR CONDITIONING Maiden Plate - 1000m



26 March 2023 - 14:29

Track Rating: Good 4, Weather: Fine, Rail Position: +7m Entire

Section	Overall	800m	600m	400m	200m
Section Times	0:58.81 [8] (0:13.06)	0:45.75 [2] (0:10.80)	0:34.95 [2] (0:11.33)	0:23.62 [4] (0:11.11)	0:12.51 [5] (0:12.51)
Average Speed [km/h]	55.1	67.1	63.8	64.8	57.6
Top Speed [km/h]	70.1	70.1	65.7	66.3	63.3
Avg. Dist. to Rail [m]	8.0	2.1	0.7	2.2	1.7
Avg. Stride Freq. [Hz]	2.4	2.5	2.5	2.5	2.3
Avg. Stride Length [m]	6.2	7.5	7.0	7.1	6.8



- [] Ranking at each section and finish
- .-.- No data available at this section
- NA No data available



Horse/Jockey Name	Talantino
Final Rank	9
Fastest Section Time (Section)	0:10.97 (800m)
Top Speed [km/h] (Section)	68.2 (Overall)
Race State	Finished



Sunshine Coast QLD Professional

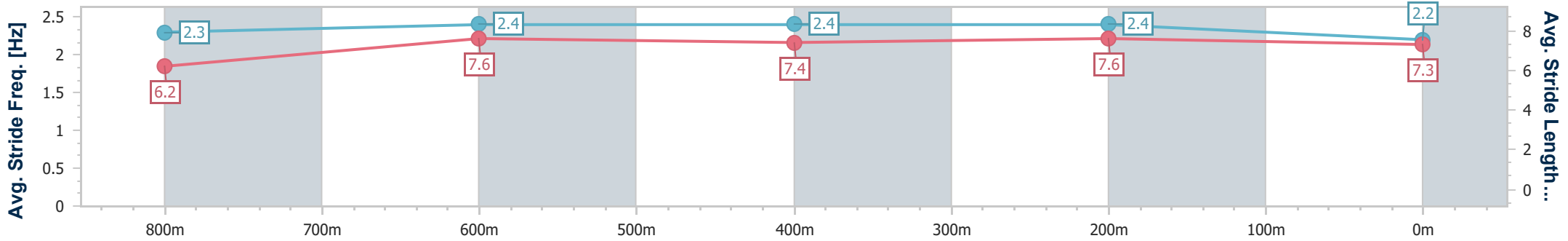
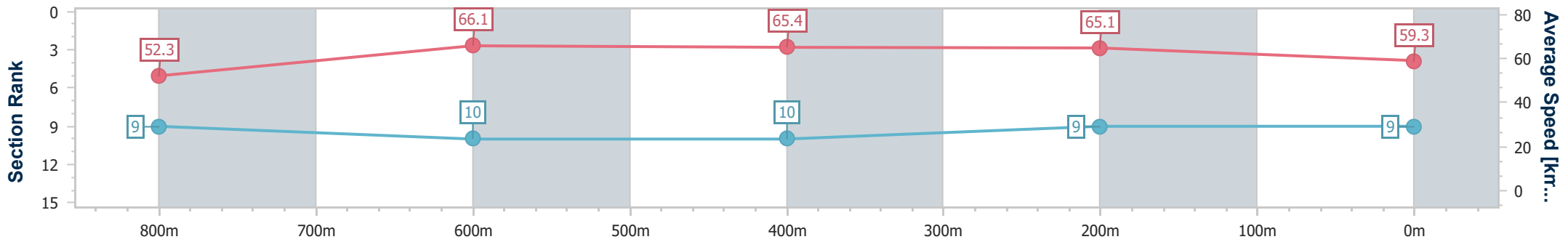
Race 3: H & H AIR CONDITIONING Maiden Plate - 1000m



26 March 2023 - 14:29

Track Rating: Good 4, Weather: Fine, Rail Position: +7m Entire

Section	Overall	800m	600m	400m	200m
Section Times	0:59.08 [9] (0:13.76)	0:45.32 [9] (0:10.97)	0:34.35 [10] (0:11.14)	0:23.21 [10] (0:11.06)	0:12.15 [9] (0:12.15)
Average Speed [km/h]	52.3	66.1	65.4	65.1	59.3
Top Speed [km/h]	68.2	67.6	66.8	66.1	62.8
Avg. Dist. to Rail [m]	5.0	1.8	2.1	3.9	4.7
Avg. Stride Freq. [Hz]	2.3	2.4	2.4	2.4	2.2
Avg. Stride Length [m]	6.2	7.6	7.4	7.6	7.3



- [] Ranking at each section and finish
- .-.- No data available at this section
- NA No data available



Horse/Jockey Name	Birdie Belle
Final Rank	10
Fastest Section Time (Section)	0:10.84 (800m)
Top Speed [km/h] (Section)	68.2 (800m)
Race State	Finished



Sunshine Coast QLD Professional

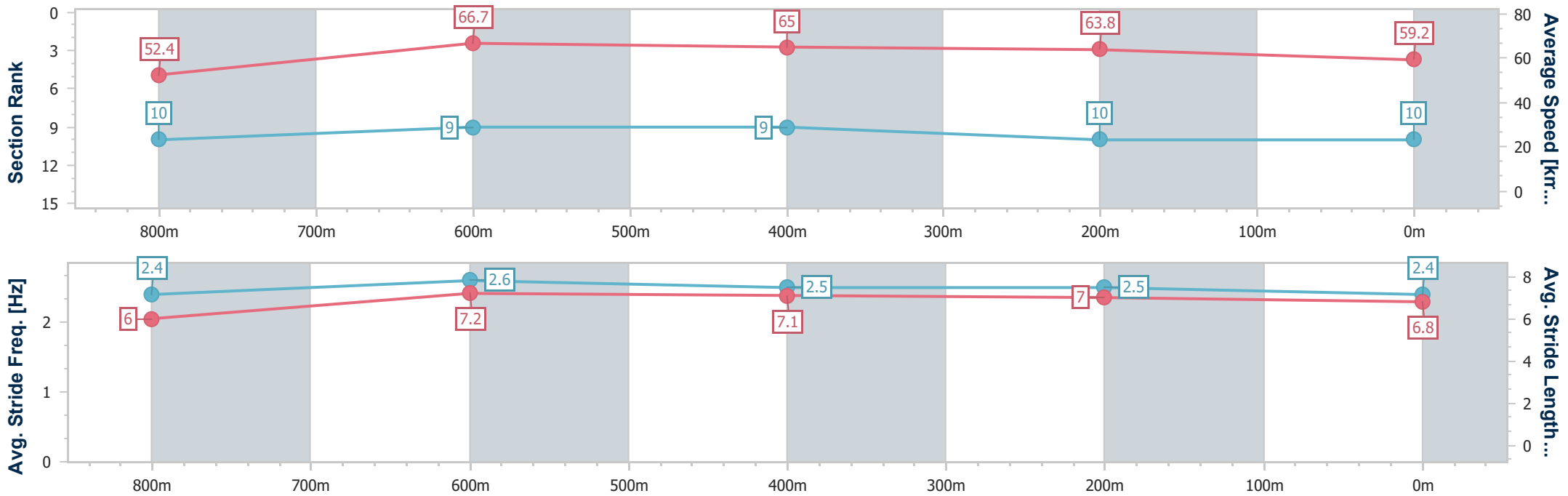
Race 3: H & H AIR CONDITIONING Maiden Plate - 1000m



26 March 2023 - 14:29

Track Rating: Good 4, Weather: Fine, Rail Position: +7m Entire

Section	Overall	800m	600m	400m	200m
Section Times	0:59.18 [10] (0:13.76)	0:45.42 [10] (0:10.84)	0:34.58 [9] (0:11.12)	0:23.46 [9] (0:11.30)	0:12.16 [10] (0:12.16)
Average Speed [km/h]	52.4	66.7	65.0	63.8	59.2
Top Speed [km/h]	68.1	68.2	66.5	65.0	62.7
Avg. Dist. to Rail [m]	6.1	0.9	0.9	2.9	2.8
Avg. Stride Freq. [Hz]	2.4	2.6	2.5	2.5	2.4
Avg. Stride Length [m]	6.0	7.2	7.1	7.0	6.8



- [] Ranking at each section and finish
- .-.- No data available at this section
- NA No data available