



# Sunshine Coast QLD Professional

## Race 5: OCEANVIEW HELICOPTERS BENCHMARK 68 Handicap - 1000m

26 March 2023 - 15:54



Track Rating: Good 4, Weather: Fine, Rail Position: +7m

Section												Last 600m	
Field Times		Overall	800m	600m	400m	200m						0:33.71	
		0:57.26 (0:12.97)	0:44.29 (0:10.58)	0:33.71 (0:10.96)	0:22.75 (0:11.10)	0:11.65 (0:11.65)							
Rank	TAB	Horse/Jockey	Barrier	Top Speed [km/h]	Fastest Section							Margin	Distance Travelled [m]
1	3	HIGHLAND SON James Orman	6	68.6 400m	0:10.67 400m	0:57.26 [1] (0:13.50)	0:43.76 [7] (0:10.81)	0:32.95 [7] (0:10.84)	0:22.11 [8] (0:10.67)	0:11.44 [5] (0:11.44)	0:57.26	0:32.95	
2	2	LEPREEZY Brodie Loy	5	69.8 800m	0:10.55 800m	0:57.65 [2] (0:13.10)	0:44.55 [4] (0:10.55)	0:34.00 [3] (0:10.99)	0:23.01 [3] (0:11.03)	0:11.98 [2] (0:11.98)	2.3L	0:34.00	-2
3	11	RUINART Nikita Beriman	2	68.8 800m	0:10.61 600m	0:57.66 [3] (0:13.84)	0:43.82 [9] (0:10.66)	0:33.16 [9] (0:10.61)	0:22.55 [7] (0:10.70)	0:11.85 [4] (0:11.85)	2.4L	0:33.16	-3
4	9	WHOSHOTTHEMAGICIAN Melea Castle	1	71.3 800m	0:10.53 800m	0:57.68 [4] (0:13.02)	0:44.66 [2] (0:10.53)	0:34.13 [1] (0:10.96)	0:23.17 [1] (0:11.10)	0:12.07 [1] (0:12.07)	2.6L	0:34.13	+0
5	4	GROOMED Cody Collis	9	69.6 600m	0:10.71 400m	0:57.75 [5] (0:13.93)	0:43.82 [10] (0:10.77)	0:33.05 [10] (0:10.74)	0:22.31 [10] (0:10.71)	0:11.60 [10] (0:11.60)	2.8L	0:33.05	+2
6	7	WIN BURN Bailey Wheeler	3	71.0 800m	0:10.58 800m	0:57.93 [6] (0:12.97)	0:44.96 [1] (0:10.58)	0:34.38 [2] (0:11.06)	0:23.32 [2] (0:11.08)	0:12.24 [3] (0:12.24)	3.8L	0:34.38	+4
7	12	DEVINE FACTOR Alisha Donald	10	68.3 800m	0:10.75 800m	0:57.93 [7] (0:13.72)	0:44.21 [8] (0:10.75)	0:33.46 [8] (0:10.84)	0:22.62 [9] (0:10.80)	0:11.82 [8] (0:11.82)	3.9L	0:33.46	+1
8	6	KOKOPO KITTY Tiffani Brooker	4	68.6 800m	0:10.65 600m	0:58.01 [8] (0:14.06)	0:43.95 [11] (0:10.73)	0:33.22 [11] (0:10.65)	0:22.57 [11] (0:10.72)	0:11.85 [11] (0:11.85)	4.2L	0:33.22	+0
9	1	HARD LANDING Justin Stanley	8	70.7 800m	0:10.48 800m	0:58.18 [9] (0:13.38)	0:44.80 [6] (0:10.48)	0:34.32 [5] (0:10.95)	0:23.37 [4] (0:11.03)	0:12.34 [6] (0:12.34)	5.2L	0:34.32	-2
10	5	POTENT VIEW Dale Smith	12	69.7 800m	0:10.64 800m	0:58.46 [10] (0:13.36)	0:45.10 [5] (0:10.64)	0:34.46 [6] (0:11.01)	0:23.45 [6] (0:11.13)	0:12.32 [9] (0:12.32)	6.7L	0:34.46	+6

Scratched: I Am Winkles (#13), Bad Education (#8)

[ ] Ranking at each section and finish  
 -:-:- No data available at this section  
 NA No data available

SCN Saddle cloth number  
 DNF Did not finish  
 DNT Did not track



# Sunshine Coast QLD Professional

## Race 5: OCEANVIEW HELICOPTERS BENCHMARK 68 Handicap - 1000m

26 March 2023 - 15:54



Track Rating: Good 4, Weather: Fine, Rail Position: +7m

Section	Overall	800m	600m	400m	200m	Last 600m
Field Times	0:57.26 (0:12.97)	0:44.29 (0:10.58)	0:33.71 (0:10.96)	0:22.75 (0:11.10)	0:11.65 (0:11.65)	0:33.71

Rank	TAB	Horse/Jockey	Barrier	Top Speed [km/h]	Fastest Section	Margin	Distance Travelled [m]
11	10	DEEP STATE	7	70.5	0:10.60	7.7L	+4
		Morgan Butler		Overall	800m		
					0:58.65 [11] (0:13.07)		
					0:45.58 [3] (0:10.60)		
					0:34.98 [4] (0:11.14)		
					0:23.84 [5] (0:11.22)		
					0:12.62 [7] (0:12.62)		

Scratched: I Am Winkles (#13), Bad Education (#8)

[ ] Ranking at each section and finish  
 -:-:-:- No data available at this section  
 NA No data available

SCN Saddle cloth number  
 DNF Did not finish  
 DNT Did not track



Horse/Jockey Name	Highland Son
Final Rank	1
Fastest Section Time (Section)	0:10.67 (400m)
Top Speed [km/h] (Section)	68.6 (400m)
Race State	Finished

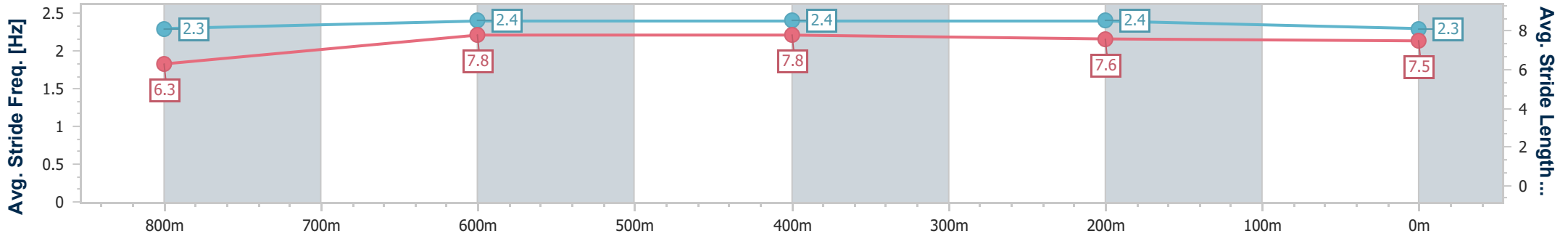
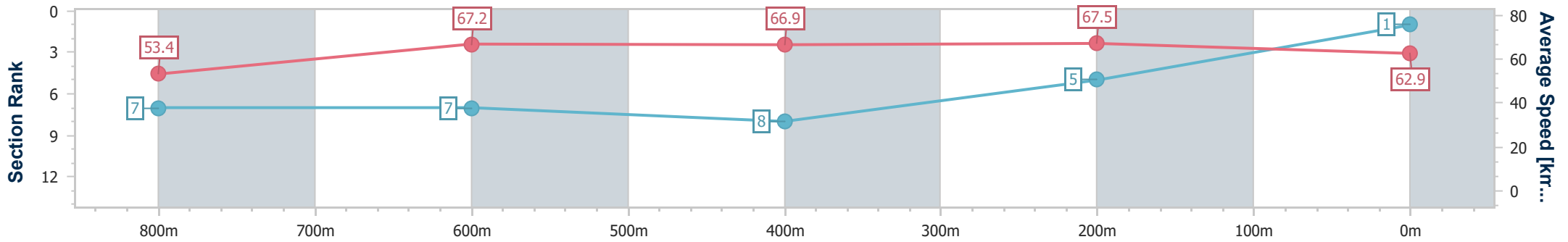


Sunshine Coast QLD Professional  
 Race 5: OCEANVIEW HELICOPTERS BENCHMARK 68  
 Handicap - 1000m  
 26 March 2023 - 15:54



Track Rating: Good 4, Weather: Fine, Rail Position: +7m

Section	Overall	800m	600m	400m	200m
Section Times	0:57.26 [1] (0:13.50)	0:43.76 [7] (0:10.81)	0:32.95 [7] (0:10.84)	0:22.11 [8] (0:10.67)	0:11.44 [5] (0:11.44)
Average Speed [km/h]	53.4	67.2	66.9	67.5	62.9
Top Speed [km/h]	67.7	68.5	67.8	68.6	66.2
Avg. Dist. to Rail [m]	5.5	2.5	1.0	3.1	3.7
Avg. Stride Freq. [Hz]	2.3	2.4	2.4	2.4	2.3
Avg. Stride Length [m]	6.3	7.8	7.8	7.6	7.5



- [ ] Ranking at each section and finish
- .-.- No data available at this section
- NA No data available



Horse/Jockey Name	Lepreezy
Final Rank	2
Fastest Section Time (Section)	0:10.55 (800m)
Top Speed [km/h] (Section)	69.8 (800m)
Race State	Finished

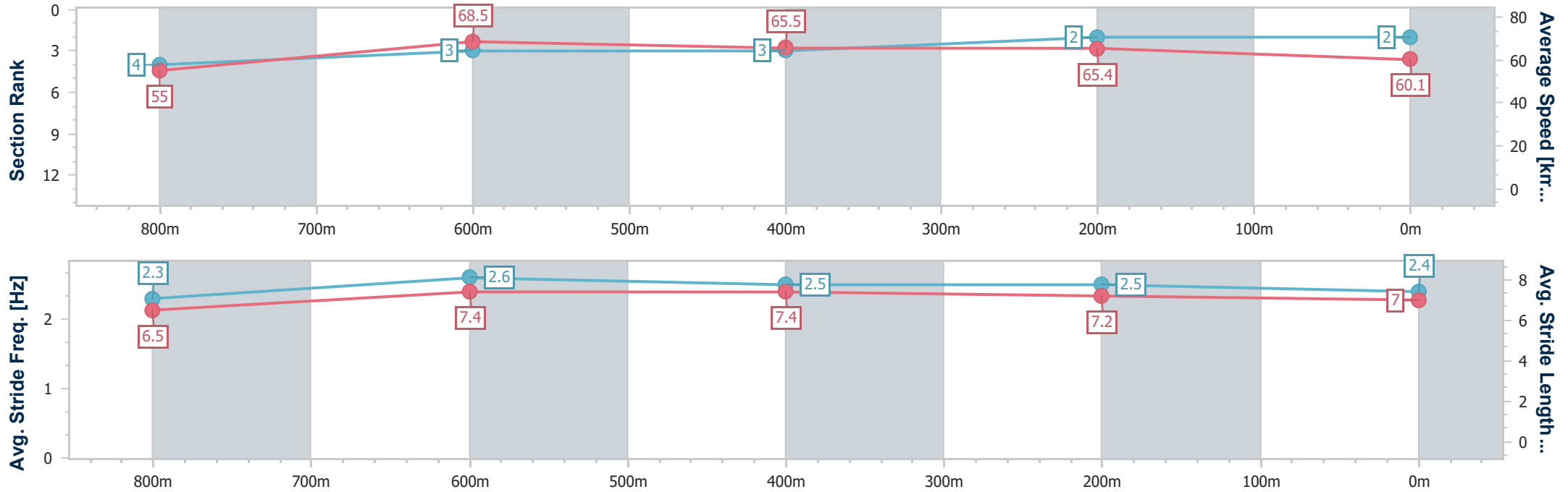


Sunshine Coast QLD Professional  
 Race 5: OCEANVIEW HELICOPTERS BENCHMARK 68  
 Handicap - 1000m  
 26 March 2023 - 15:54



Track Rating: Good 4, Weather: Fine, Rail Position: +7m

Section	Overall	800m	600m	400m	200m
Section Times	0:57.65 [2] (0:13.10)	0:44.55 [4] (0:10.55)	0:34.00 [3] (0:10.99)	0:23.01 [3] (0:11.03)	0:11.98 [2] (0:11.98)
Average Speed [km/h]	55.0	68.5	65.5	65.4	60.1
Top Speed [km/h]	69.8	69.8	67.1	66.6	63.4
Avg. Dist. to Rail [m]	3.9	1.6	0.3	1.8	2.5
Avg. Stride Freq. [Hz]	2.3	2.6	2.5	2.5	2.4
Avg. Stride Length [m]	6.5	7.4	7.4	7.2	7.0



- [ ] Ranking at each section and finish
- .-.- No data available at this section
- NA No data available



Horse/Jockey Name	Ruinart
Final Rank	3
Fastest Section Time (Section)	0:10.61 (600m)
Top Speed [km/h] (Section)	68.8 (800m)
Race State	Finished

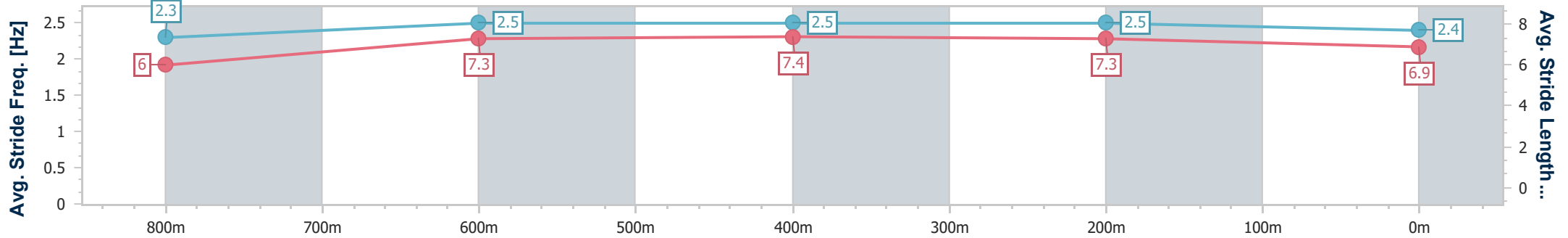
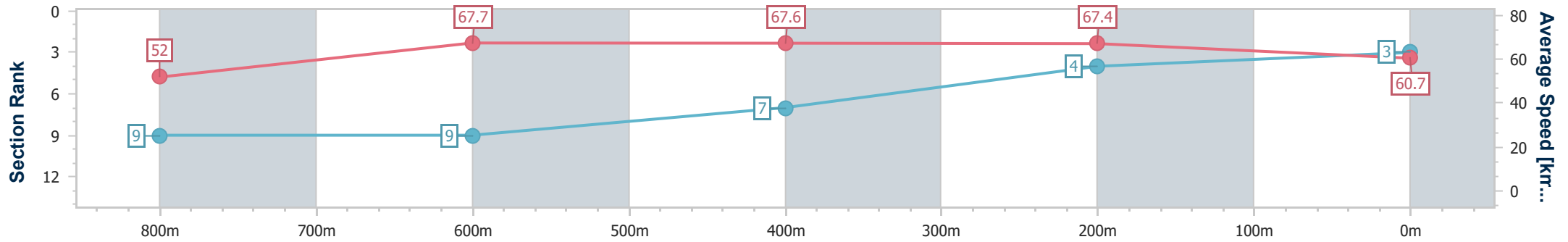


Sunshine Coast QLD Professional  
 Race 5: OCEANVIEW HELICOPTERS BENCHMARK 68  
 Handicap - 1000m  
 26 March 2023 - 15:54



Track Rating: Good 4, Weather: Fine, Rail Position: +7m

Section	Overall	800m	600m	400m	200m
Section Times	0:57.66 [3] (0:13.84)	0:43.82 [9] (0:10.66)	0:33.16 [9] (0:10.61)	0:22.55 [7] (0:10.70)	0:11.85 [4] (0:11.85)
Average Speed [km/h]	52.0	67.7	67.6	67.4	60.7
Top Speed [km/h]	67.1	68.8	68.6	68.0	65.3
Avg. Dist. to Rail [m]	2.9	0.7	0.4	2.4	2.4
Avg. Stride Freq. [Hz]	2.3	2.5	2.5	2.5	2.4
Avg. Stride Length [m]	6.0	7.3	7.4	7.3	6.9



- [ ] Ranking at each section and finish
- .-.- No data available at this section
- NA No data available



Horse/Jockey Name	Whoshotthemagician
Final Rank	4
Fastest Section Time (Section)	0:10.53 (800m)
Top Speed [km/h] (Section)	71.3 (800m)
Race State	Finished

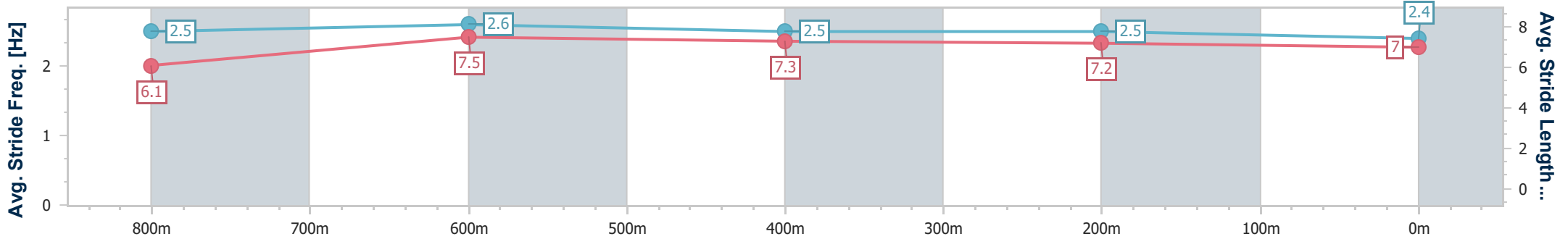
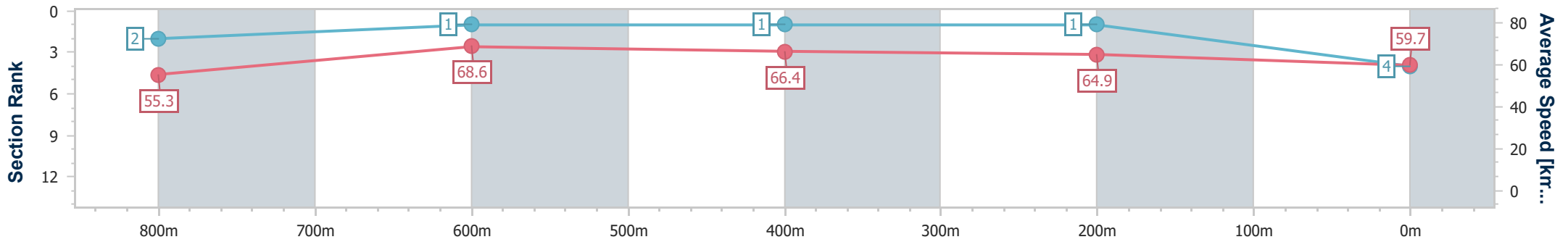


Sunshine Coast QLD Professional  
 Race 5: OCEANVIEW HELICOPTERS BENCHMARK 68  
 Handicap - 1000m  
 26 March 2023 - 15:54



Track Rating: Good 4, Weather: Fine, Rail Position: +7m

Section	Overall	800m	600m	400m	200m
Section Times	0:57.68 [4] (0:13.02)	0:44.66 [2] (0:10.53)	0:34.13 [1] (0:10.96)	0:23.17 [1] (0:11.10)	0:12.07 [1] (0:12.07)
Average Speed [km/h]	55.3	68.6	66.4	64.9	59.7
Top Speed [km/h]	71.3	71.3	67.0	65.7	63.8
Avg. Dist. to Rail [m]	2.1	0.9	2.1	1.3	0.4
Avg. Stride Freq. [Hz]	2.5	2.6	2.5	2.5	2.4
Avg. Stride Length [m]	6.1	7.5	7.3	7.2	7.0



- [ ] Ranking at each section and finish
- .-.- No data available at this section
- NA No data available



Horse/Jockey Name	Groomed
Final Rank	5
Fastest Section Time (Section)	0:10.71 (400m)
Top Speed [km/h] (Section)	69.6 (600m)
Race State	Finished



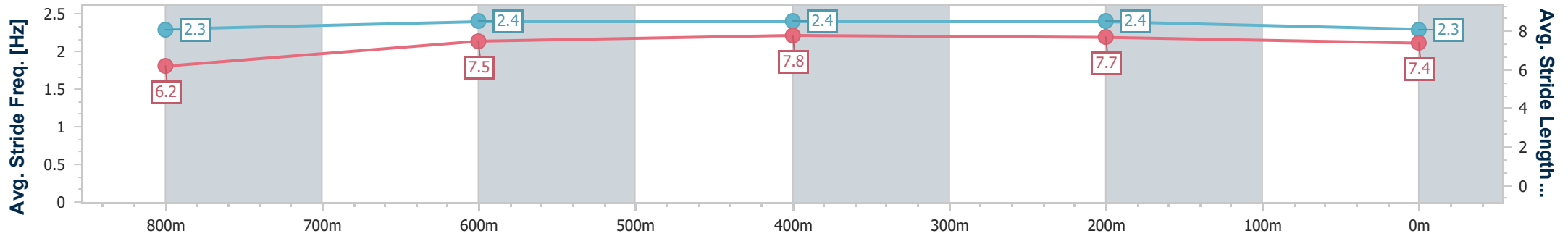
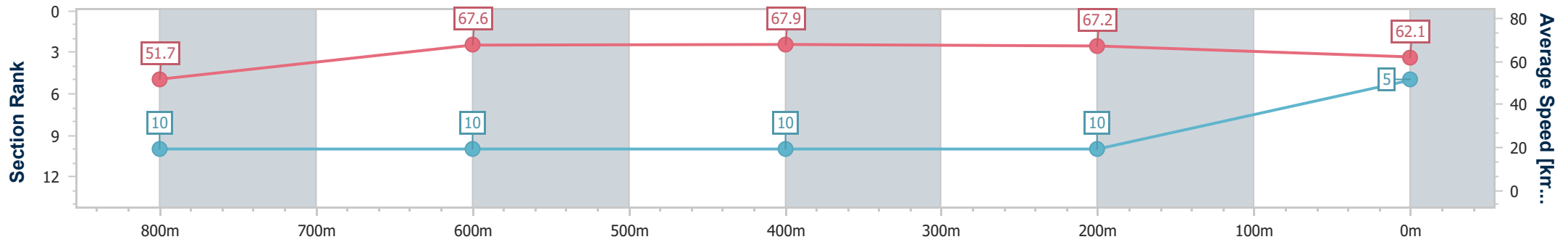
Sunshine Coast QLD Professional  
Race 5: OCEANVIEW HELICOPTERS BENCHMARK 68  
Handicap - 1000m



26 March 2023 - 15:54

Track Rating: Good 4, Weather: Fine, Rail Position: +7m

Section	Overall	800m	600m	400m	200m
Section Times	0:57.75 [5] (0:13.93)	0:43.82 [10] (0:10.77)	0:33.05 [10] (0:10.74)	0:22.31 [10] (0:10.71)	0:11.60 [10] (0:11.60)
Average Speed [km/h]	51.7	67.6	67.9	67.2	62.1
Top Speed [km/h]	66.3	69.2	69.6	68.6	65.1
Avg. Dist. to Rail [m]	7.2	2.9	2.3	2.8	3.8
Avg. Stride Freq. [Hz]	2.3	2.4	2.4	2.4	2.3
Avg. Stride Length [m]	6.2	7.5	7.8	7.7	7.4



- [ ] Ranking at each section and finish
- .-.- No data available at this section
- NA No data available



Horse/Jockey Name	Win Burn
Final Rank	6
Fastest Section Time (Section)	0:10.58 (800m)
Top Speed [km/h] (Section)	71.0 (800m)
Race State	Finished

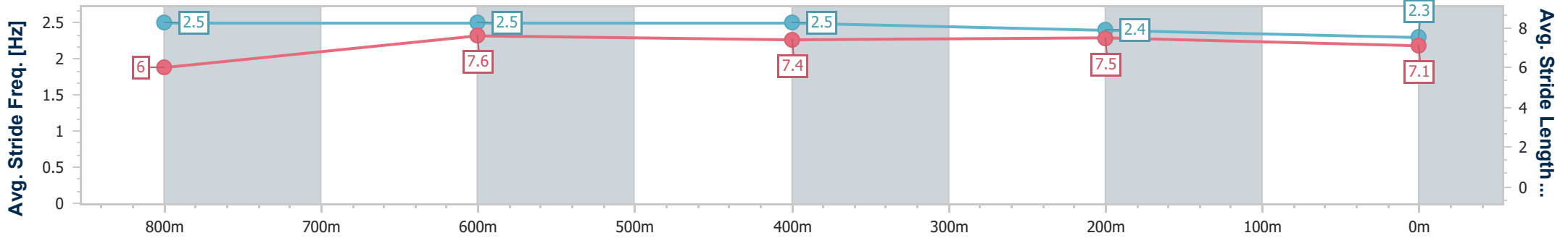
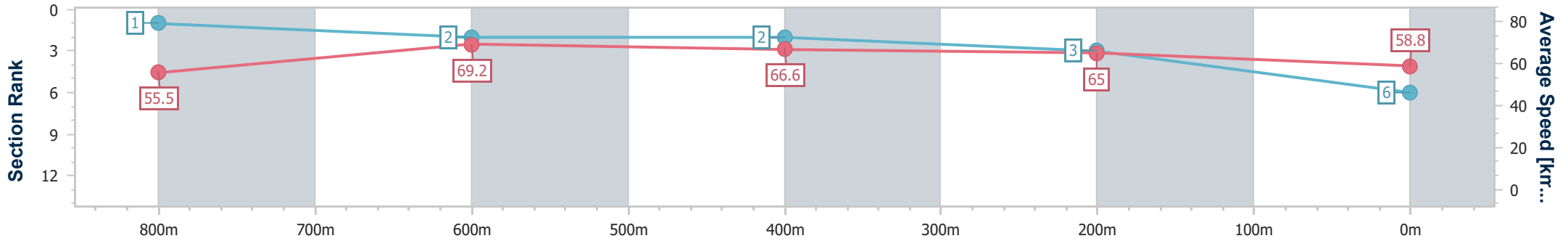


Sunshine Coast QLD Professional  
 Race 5: OCEANVIEW HELICOPTERS BENCHMARK 68  
 Handicap - 1000m  
 26 March 2023 - 15:54



Track Rating: Good 4, Weather: Fine, Rail Position: +7m

Section	Overall	800m	600m	400m	200m
Section Times	0:57.93 [6] (0:12.97)	0:44.96 [1] (0:10.58)	0:34.38 [2] (0:11.06)	0:23.32 [2] (0:11.08)	0:12.24 [3] (0:12.24)
Average Speed [km/h]	55.5	69.2	66.6	65.0	58.8
Top Speed [km/h]	71.0	71.0	67.8	66.5	62.7
Avg. Dist. to Rail [m]	3.7	3.4	4.0	3.6	3.5
Avg. Stride Freq. [Hz]	2.5	2.5	2.5	2.4	2.3
Avg. Stride Length [m]	6.0	7.6	7.4	7.5	7.1



- [ ] Ranking at each section and finish
- .-.- No data available at this section
- NA No data available





Horse/Jockey Name	Devine Factor
Final Rank	7
Fastest Section Time (Section)	0:10.75 (800m)
Top Speed [km/h] (Section)	68.3 (800m)
Race State	Finished

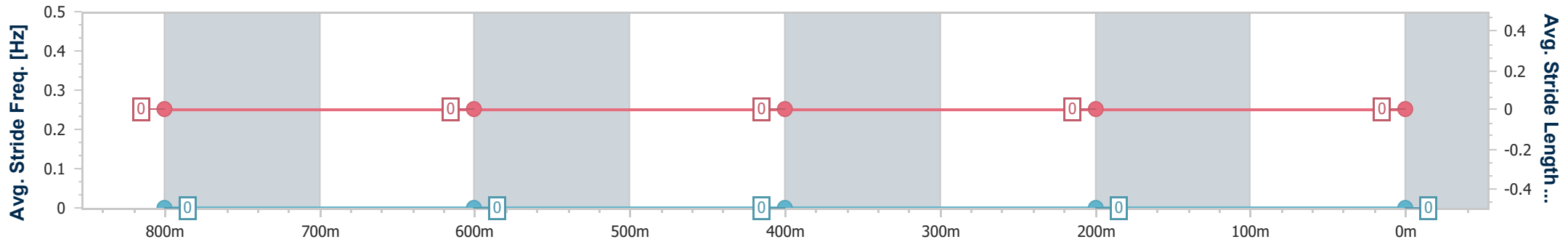
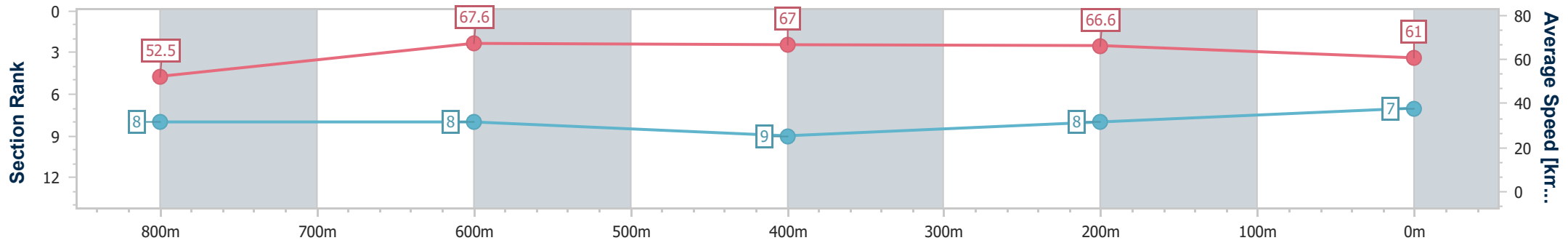


Sunshine Coast QLD Professional  
 Race 5: OCEANVIEW HELICOPTERS BENCHMARK 68  
 Handicap - 1000m  
 26 March 2023 - 15:54



Track Rating: Good 4, Weather: Fine, Rail Position: +7m

Section	Overall	800m	600m	400m	200m
Section Times	0:57.93 [7] (0:13.72)	0:44.21 [8] (0:10.75)	0:33.46 [8] (0:10.84)	0:22.62 [9] (0:10.80)	0:11.82 [8] (0:11.82)
Average Speed [km/h]	52.5	67.6	67.0	66.6	61.0
Top Speed [km/h]	67.3	68.3	67.7	67.7	65.0
Avg. Dist. to Rail [m]	7.4	2.2	1.6	4.5	5.5
Avg. Stride Freq. [Hz]	---	---	---	---	---
Avg. Stride Length [m]	---	---	---	---	---



- [ ] Ranking at each section and finish
- No data available at this section
- NA No data available



Horse/Jockey Name	Kokopo Kitty
Final Rank	8
Fastest Section Time (Section)	0:10.65 (600m)
Top Speed [km/h] (Section)	68.6 (800m)
Race State	Finished

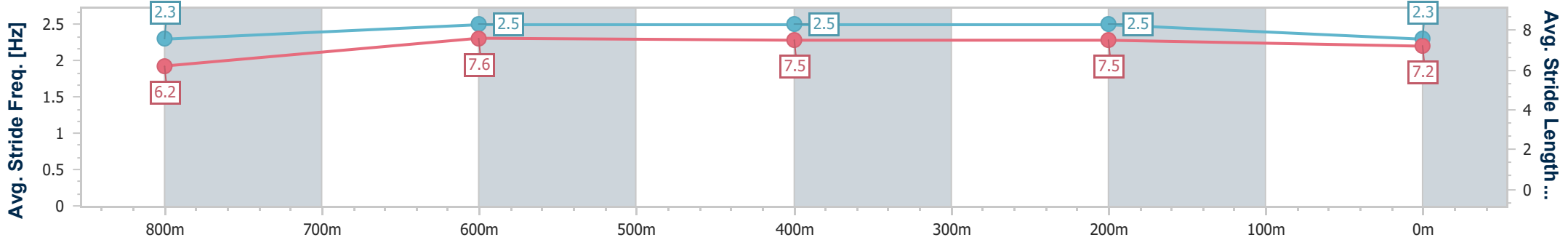
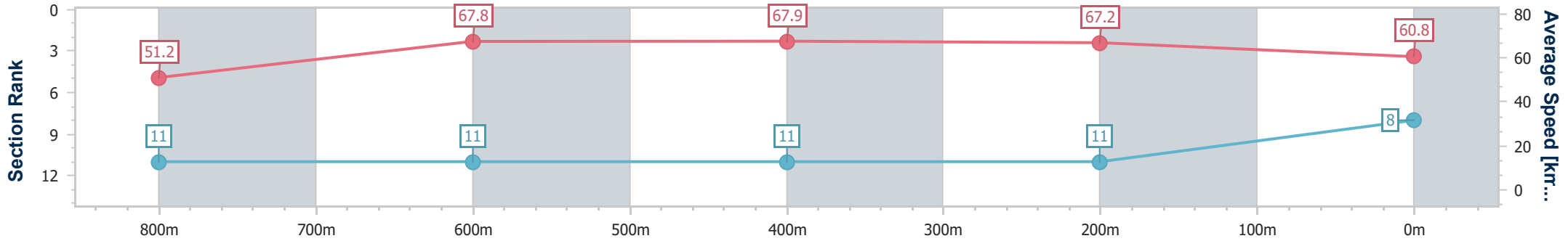


Sunshine Coast QLD Professional  
 Race 5: OCEANVIEW HELICOPTERS BENCHMARK 68  
 Handicap - 1000m  
 26 March 2023 - 15:54



Track Rating: Good 4, Weather: Fine, Rail Position: +7m

Section	Overall	800m	600m	400m	200m
Section Times	0:58.01 [8] (0:14.06)	0:43.95 [11] (0:10.73)	0:33.22 [11] (0:10.65)	0:22.57 [11] (0:10.72)	0:11.85 [11] (0:11.85)
Average Speed [km/h]	51.2	67.8	67.9	67.2	60.8
Top Speed [km/h]	67.8	68.6	68.2	68.2	65.1
Avg. Dist. to Rail [m]	3.9	2.1	0.9	0.9	1.8
Avg. Stride Freq. [Hz]	2.3	2.5	2.5	2.5	2.3
Avg. Stride Length [m]	6.2	7.6	7.5	7.5	7.2



- [ ] Ranking at each section and finish
- .-.- No data available at this section
- NA No data available



Horse/Jockey Name	Hard Landing
Final Rank	9
Fastest Section Time (Section)	0:10.48 (800m)
Top Speed [km/h] (Section)	70.7 (800m)
Race State	Finished



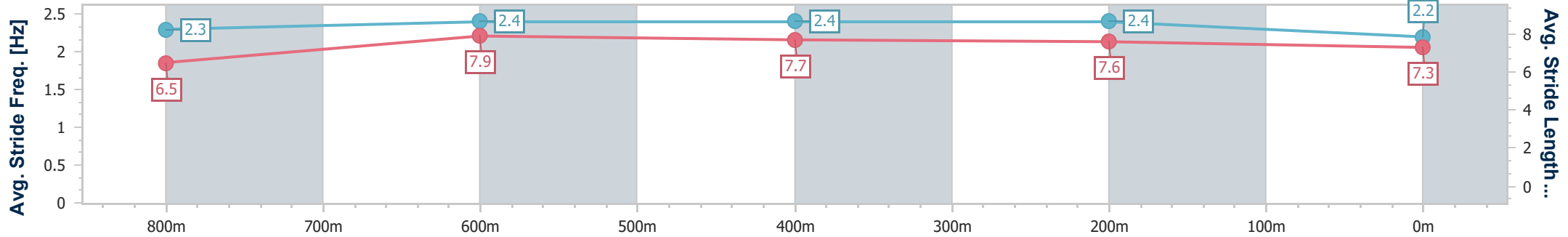
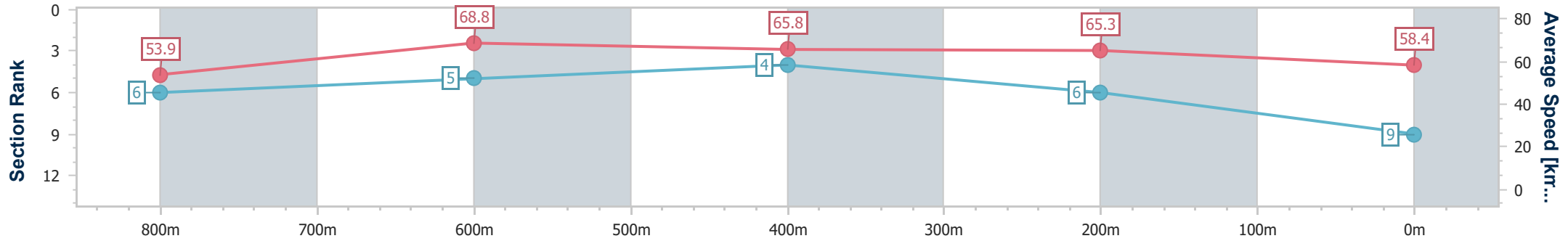
Sunshine Coast QLD Professional  
Race 5: OCEANVIEW HELICOPTERS BENCHMARK 68  
Handicap - 1000m



26 March 2023 - 15:54

Track Rating: Good 4, Weather: Fine, Rail Position: +7m

Section	Overall	800m	600m	400m	200m
Section Times	0:58.18 [9] (0:13.38)	0:44.80 [6] (0:10.48)	0:34.32 [5] (0:10.95)	0:23.37 [4] (0:11.03)	0:12.34 [6] (0:12.34)
Average Speed [km/h]	53.9	68.8	65.8	65.3	58.4
Top Speed [km/h]	69.6	70.7	68.1	66.5	63.1
Avg. Dist. to Rail [m]	7.0	1.2	0.2	1.0	0.3
Avg. Stride Freq. [Hz]	2.3	2.4	2.4	2.4	2.2
Avg. Stride Length [m]	6.5	7.9	7.7	7.6	7.3



- [ ] Ranking at each section and finish
- .-.- No data available at this section
- NA No data available



Horse/Jockey Name	Potent View
Final Rank	10
Fastest Section Time (Section)	0:10.64 (800m)
Top Speed [km/h] (Section)	69.7 (800m)
Race State	Finished

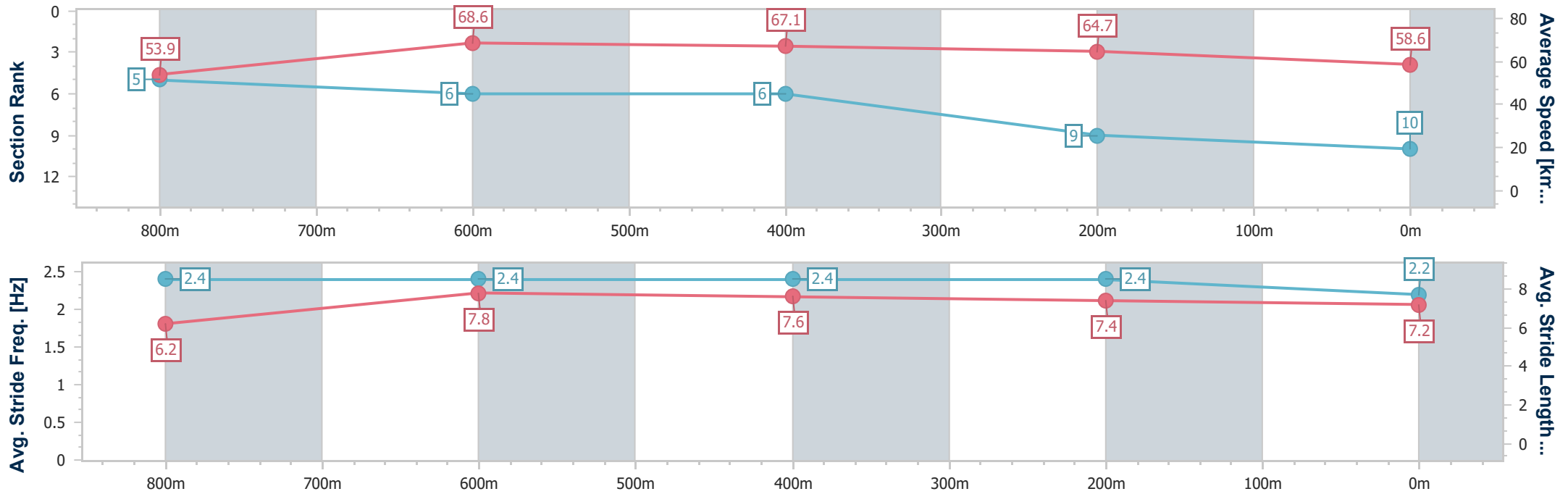


Sunshine Coast QLD Professional  
 Race 5: OCEANVIEW HELICOPTERS BENCHMARK 68  
 Handicap - 1000m  
 26 March 2023 - 15:54



Track Rating: Good 4, Weather: Fine, Rail Position: +7m

Section	Overall	800m	600m	400m	200m
Section Times	0:58.46 [10] (0:13.36)	0:45.10 [5] (0:10.64)	0:34.46 [6] (0:11.01)	0:23.45 [6] (0:11.13)	0:12.32 [9] (0:12.32)
Average Speed [km/h]	53.9	68.6	67.1	64.7	58.6
Top Speed [km/h]	68.7	69.7	67.8	66.0	62.6
Avg. Dist. to Rail [m]	9.7	3.5	4.5	6.8	6.6
Avg. Stride Freq. [Hz]	2.4	2.4	2.4	2.4	2.2
Avg. Stride Length [m]	6.2	7.8	7.6	7.4	7.2



- [ ] Ranking at each section and finish
- .-.- No data available at this section
- NA No data available



Horse/Jockey Name	Deep State
Final Rank	11
Fastest Section Time (Section)	0:10.60 (800m)
Top Speed [km/h] (Section)	70.5 (Overall)
Race State	Finished

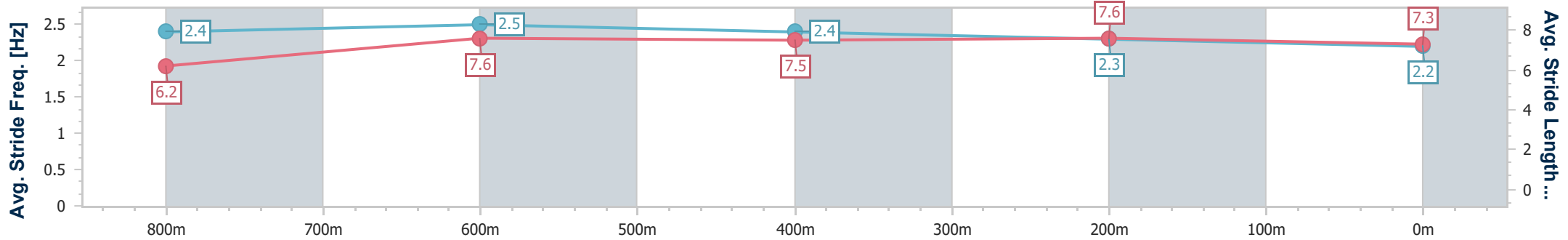
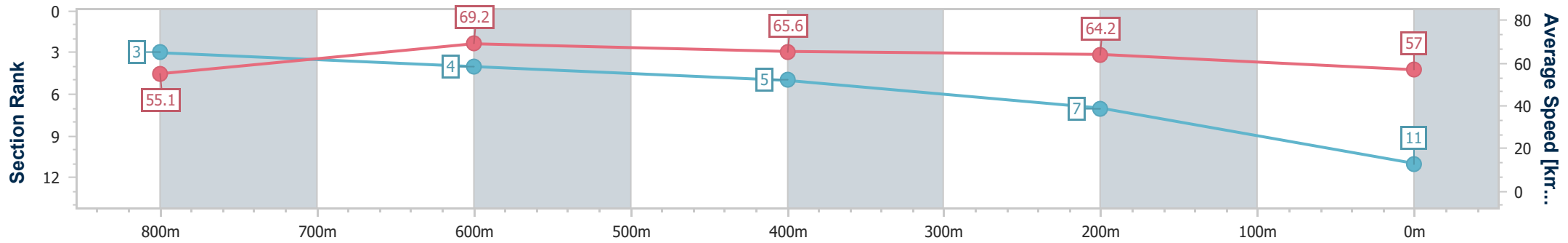


Sunshine Coast QLD Professional  
 Race 5: OCEANVIEW HELICOPTERS BENCHMARK 68  
 Handicap - 1000m  
 26 March 2023 - 15:54



Track Rating: Good 4, Weather: Fine, Rail Position: +7m

Section	Overall	800m	600m	400m	200m
Section Times	0:58.65 [11] (0:13.07)	0:45.58 [3] (0:10.60)	0:34.98 [4] (0:11.14)	0:23.84 [5] (0:11.22)	0:12.62 [7] (0:12.62)
Average Speed [km/h]	55.1	69.2	65.6	64.2	57.0
Top Speed [km/h]	70.5	70.4	67.1	66.1	62.1
Avg. Dist. to Rail [m]	6.4	4.4	3.0	3.4	3.4
Avg. Stride Freq. [Hz]	2.4	2.5	2.4	2.3	2.2
Avg. Stride Length [m]	6.2	7.6	7.5	7.6	7.3



- [ ] Ranking at each section and finish
- .-.- No data available at this section
- NA No data available