



**Sunshine Coast QLD Professional**  
**Race 6: BATTERY WISE SUNSHINE COAST BENCHMARK 65 Handicap - 1600m**  
**26 March 2023 - 16:38**



Track Rating: Good 4, Weather: Fine, Rail Position: +7m Entire

| Section     |  | Overall              | 1400m                | 1200m                | 1000m                     | 800m                      | 600m                      | 400m                      | Last 600m                 |                           |                           |         |                        |
|-------------|--|----------------------|----------------------|----------------------|---------------------------|---------------------------|---------------------------|---------------------------|---------------------------|---------------------------|---------------------------|---------|------------------------|
| Field Times |  | 1:36.30<br>(0:13.70) | 1:22.60<br>(0:11.66) | 1:10.94<br>(0:12.00) | 0:58.94<br>(0:11.95)      | 0:46.99<br>(0:12.32)      | 0:34.67<br>(0:11.83)      | 0:22.84<br>(0:11.21)      | 0:34.67                   |                           |                           |         |                        |
| Rank        | TAB Horse/Jockey                         | Barrier              | Top Speed [km/h]     | Fastest Section      |                           |                           |                           |                           |                           |                           |                           |         | Distance Travelled [m] |
| 1           | 10 HYDE<br>Micheal Hellyer               | 5                    | 67.5<br>400m         | 0:10.87<br>400m      | 1:36.30 [1]<br>(0:14.27)  | 1:22.03 [8]<br>(0:11.71)  | 1:10.32 [7]<br>(0:12.16)  | 0:58.16 [7]<br>(0:11.98)  | 0:46.18 [6]<br>(0:12.06)  | 0:34.12 [6]<br>(0:11.62)  | 0:22.50 [5]<br>(0:10.87)  | 0:34.12 |                        |
| 2           | 2 WHITEWATER<br>Jim Byrne                | 10                   | 65.9<br>400m         | 0:11.01<br>400m      | 1:36.62 [2]<br>(0:14.09)  | 1:22.53 [5]<br>(0:11.68)  | 1:10.85 [6]<br>(0:12.08)  | 0:58.77 [5]<br>(0:12.00)  | 0:46.77 [4]<br>(0:12.10)  | 0:34.67 [4]<br>(0:11.74)  | 0:22.93 [3]<br>(0:11.01)  | 0:34.67 | +0                     |
| 3           | 7 BUON ACQUISTO<br>Brodie Loy            | 11                   | 65.9<br>1400m        | 0:11.44<br>1400m     | 1:37.04 [3]<br>(0:14.15)  | 1:22.89 [6]<br>(0:11.44)  | 1:11.45 [4]<br>(0:11.77)  | 0:59.68 [1]<br>(0:11.95)  | 0:47.73 [1]<br>(0:12.32)  | 0:35.41 [1]<br>(0:11.83)  | 0:23.58 [1]<br>(0:11.49)  | 0:35.41 | -4                     |
| 4           | 8 ROMAN HEIR<br>Tegan Harrison           | 6                    | 64.3<br>Overall      | 0:11.55<br>400m      | 1:37.83 [4]<br>(0:13.78)  | 1:24.05 [2]<br>(0:11.76)  | 1:12.29 [3]<br>(0:12.26)  | 1:00.03 [4]<br>(0:12.09)  | 0:47.94 [5]<br>(0:12.19)  | 0:35.75 [5]<br>(0:11.94)  | 0:23.81 [6]<br>(0:11.55)  | 0:35.75 | -4                     |
| 5           | 12 EYELEFTIT<br>Angela Jones             | 8                    | 64.2<br>200m         | 0:11.47<br>400m      | 1:37.92 [5]<br>(0:14.72)  | 1:23.20 [11]<br>(0:11.88) | 1:11.32 [11]<br>(0:12.12) | 0:59.20 [10]<br>(0:12.21) | 0:46.99 [11]<br>(0:11.89) | 0:35.10 [11]<br>(0:11.99) | 0:23.11 [11]<br>(0:11.47) | 0:35.10 | -6                     |
| 6           | 13 MIDNIGHT BOOM<br>Alisha Donald        | 13                   | 64.8<br>1400m        | 0:11.65<br>1400m     | 1:37.95 [6]<br>(0:13.88)  | 1:24.07 [3]<br>(0:11.65)  | 1:12.42 [2]<br>(0:12.05)  | 1:00.37 [3]<br>(0:11.97)  | 0:48.40 [2]<br>(0:12.25)  | 0:36.15 [2]<br>(0:11.94)  | 0:24.21 [4]<br>(0:11.67)  | 0:36.15 | -3                     |
| 7           | 9 DAULAT TAI PANAZIZ<br>Samantha Collett | 3                    | 62.5<br>400m         | 0:11.61<br>400m      | 1:38.04 [7]<br>(0:14.18)  | 1:23.86 [7]<br>(0:11.88)  | 1:11.98 [8]<br>(0:12.33)  | 0:59.65 [8]<br>(0:12.09)  | 0:47.56 [8]<br>(0:12.08)  | 0:35.48 [9]<br>(0:12.00)  | 0:23.48 [9]<br>(0:11.61)  | 0:35.48 | -1                     |
| 8           | 1 DARING MAN<br>Nikita Beriman           | 7                    | 63.7<br>400m         | 0:11.46<br>400m      | 1:38.07 [8]<br>(0:14.51)  | 1:23.56 [10]<br>(0:11.75) | 1:11.81 [10]<br>(0:12.58) | 0:59.23 [11]<br>(0:12.08) | 0:47.15 [10]<br>(0:11.73) | 0:35.42 [10]<br>(0:11.75) | 0:23.67 [8]<br>(0:11.46)  | 0:35.42 | +0                     |
| 9           | 3 VYNER<br>Bailey Wheeler                | 1                    | 63.0<br>Overall      | 0:11.67<br>400m      | 1:38.07 [9]<br>(0:14.42)  | 1:23.65 [9]<br>(0:11.80)  | 1:11.85 [9]<br>(0:12.35)  | 0:59.50 [9]<br>(0:11.99)  | 0:47.51 [9]<br>(0:11.87)  | 0:35.64 [7]<br>(0:11.77)  | 0:23.87 [7]<br>(0:11.67)  | 0:35.64 | -2                     |
| 10          | 6 ALVIN THE BOLD<br>Justin Huxtable      | 9                    | 64.9<br>1400m        | 0:11.66<br>1400m     | 1:38.13 [10]<br>(0:13.70) | 1:24.43 [1]<br>(0:11.66)  | 1:12.77 [1]<br>(0:12.18)  | 1:00.59 [2]<br>(0:12.03)  | 0:48.56 [3]<br>(0:12.30)  | 0:36.26 [3]<br>(0:11.81)  | 0:24.45 [2]<br>(0:11.66)  | 0:36.26 | -6                     |

Scratched: Visual Element (#11), Choir Boy (#5)



**Sunshine Coast QLD Professional**  
**Race 6: BATTERY WISE SUNSHINE COAST BENCHMARK 65 Handicap - 1600m**  
**26 March 2023 - 16:38**



Track Rating: Good 4, Weather: Fine, Rail Position: +7m Entire

| Section     | Overall              | 1400m                | 1200m                | 1000m                | 800m                 | 600m                 | 400m                 | Last 600m |
|-------------|----------------------|----------------------|----------------------|----------------------|----------------------|----------------------|----------------------|-----------|
| Field Times | 1:36.30<br>(0:13.70) | 1:22.60<br>(0:11.66) | 1:10.94<br>(0:12.00) | 0:58.94<br>(0:11.95) | 0:46.99<br>(0:12.32) | 0:34.67<br>(0:11.83) | 0:22.84<br>(0:11.21) | 0:34.67   |

| Rank | TAB | Horse/Jockey   | Barrier | Top Speed [km/h] | Fastest Section | Overall      | 1400m       | 1200m       | 1000m       | 800m        | 600m        | 400m         | Last 600m | Distance Travelled [m] |
|------|-----|----------------|---------|------------------|-----------------|--------------|-------------|-------------|-------------|-------------|-------------|--------------|-----------|------------------------|
| 11   | 4   | ALATAR         | 4       | 63.4             | 0:11.78         | 1:39.86 [11] | 1:25.92 [4] | 1:14.14 [5] | 1:01.79 [6] | 0:49.74 [7] | 0:37.43 [8] | 0:25.19 [10] | 0:37.43   | +3                     |
|      |     | Rebecca Wilson |         | Overall          | 1400m           | (0:13.94)    | (0:11.78)   | (0:12.35)   | (0:12.05)   | (0:12.31)   | (0:12.24)   | (0:12.14)    |           |                        |

Scratched: Visual Element (#11), Choir Boy (#5)



**Sunshine Coast QLD Professional**  
**Race 6: BATTERY WISE SUNSHINE COAST BENCHMARK 65 Handicap - 1600m**  
 26 March 2023 - 16:38



Track Rating: Good 4, Weather: Fine, Rail Position: +7m Entire

| Section     |     |   |         | 200m                 |                  |                           |         | Last 600m |                        |
|-------------|-----|---|---------|----------------------|------------------|---------------------------|---------|-----------|------------------------|
| Field Times |     |   |         | 0:11.63<br>(0:11.63) |                  |                           |         | 0:34.67   |                        |
| Rank        | TAB | Horse/Jockey                                  | Barrier | Top Speed [km/h]     | Fastest Section  | Margin                    |         |           | Distance Travelled [m] |
| 1           | 10  | <b>HYDE</b><br>Micheal Hellyer                | 5       | 67.5<br>400m         | 0:10.87<br>400m  | 0:11.63 [1]<br>(0:11.63)  | 1:36.30 |           | 0:34.12                |
| 2           | 2   | <b>WHITEWATER</b><br>Jim Byrne                | 10      | 65.9<br>400m         | 0:11.01<br>400m  | 0:11.92 [2]<br>(0:11.92)  | 1.8L    |           | 0:34.67 +0             |
| 3           | 7   | <b>BUON ACQUISTO</b><br>Brodie Loy            | 11      | 65.9<br>1400m        | 0:11.44<br>1400m | 0:12.09 [3]<br>(0:12.09)  | 4.1L    |           | 0:35.41 -4             |
| 4           | 8   | <b>ROMAN HEIR</b><br>Tegan Harrison           | 6       | 64.3<br>Overall      | 0:11.55<br>400m  | 0:12.26 [6]<br>(0:12.26)  | 8.6L    |           | 0:35.75 -4             |
| 5           | 12  | <b>EYELEFTIT</b><br>Angela Jones              | 8       | 64.2<br>200m         | 0:11.47<br>400m  | 0:11.64 [10]<br>(0:11.64) | 9L      |           | 0:35.10 -6             |
| 6           | 13  | <b>MIDNIGHT BOOM</b><br>Alisha Donald         | 13      | 64.8<br>1400m        | 0:11.65<br>1400m | 0:12.54 [5]<br>(0:12.54)  | 9.2L    |           | 0:36.15 -3             |
| 7           | 9   | <b>DAULAT TAI PANAZIZ</b><br>Samantha Collett | 3       | 62.5<br>400m         | 0:11.61<br>400m  | 0:11.87 [9]<br>(0:11.87)  | 9.6L    |           | 0:35.48 -1             |
| 8           | 1   | <b>DARING MAN</b><br>Nikita Beriman           | 7       | 63.7<br>400m         | 0:11.46<br>400m  | 0:12.21 [8]<br>(0:12.21)  | 9.8L    |           | 0:35.42 +0             |
| 9           | 3   | <b>VYNER</b><br>Bailey Wheeler                | 1       | 63.0<br>Overall      | 0:11.67<br>400m  | 0:12.20 [7]<br>(0:12.20)  | 9.9L    |           | 0:35.64 -2             |
| 10          | 6   | <b>ALVIN THE BOLD</b><br>Justin Huxtable      | 9       | 64.9<br>1400m        | 0:11.66<br>1400m | 0:12.79 [4]<br>(0:12.79)  | 10.1L   |           | 0:36.26 -6             |

Scratched: Visual Element (#11), Choir Boy (#5)

[ ] Ranking at each section and finish  
 -:-:- No data available at this section  
 NA No data available

SCN Saddle cloth number  
 DNF Did not finish  
 DNT Did not track



**Sunshine Coast QLD Professional**  
**Race 6: BATTERY WISE SUNSHINE COAST BENCHMARK 65 Handicap - 1600m**  
 26 March 2023 - 16:38



Track Rating: Good 4, Weather: Fine, Rail Position: +7m Entire

| Section     |                  | 200m                 |                  | Last 600m       |              |                        |
|-------------|------------------|----------------------|------------------|-----------------|--------------|------------------------|
| Field Times |                  | 0:11.63<br>(0:11.63) |                  | 0:34.67         |              |                        |
| Rank        | TAB Horse/Jockey | Barrier              | Top Speed [km/h] | Fastest Section | Margin       | Distance Travelled [m] |
| 11          | 4 ALATAR         | 4                    | 63.4             | 0:11.78         | 0:13.05 [11] | 20.1L                  |
|             | Rebecca Wilson   |                      | Overall          | 1400m           | (0:13.05)    | 0:37.43 +3             |

Scratched: Visual Element (#11), Choir Boy (#5)

[ ] Ranking at each section and finish  
 -:-:- No data available at this section  
 NA No data available

SCN Saddle cloth number  
 DNF Did not finish  
 DNT Did not track



|                                |                |
|--------------------------------|----------------|
| Horse/Jockey Name              | Hyde           |
| Final Rank                     | 1              |
| Fastest Section Time (Section) | 0:10.87 (400m) |
| Top Speed [km/h] (Section)     | 67.5 (400m)    |
| Race State                     | Finished       |

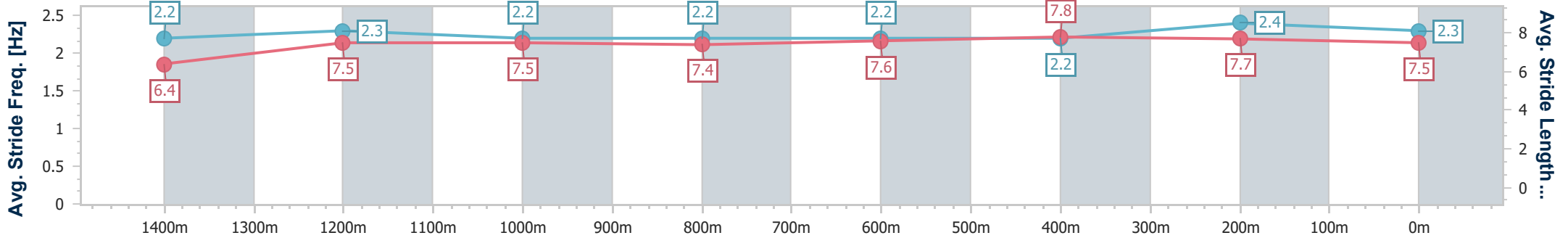
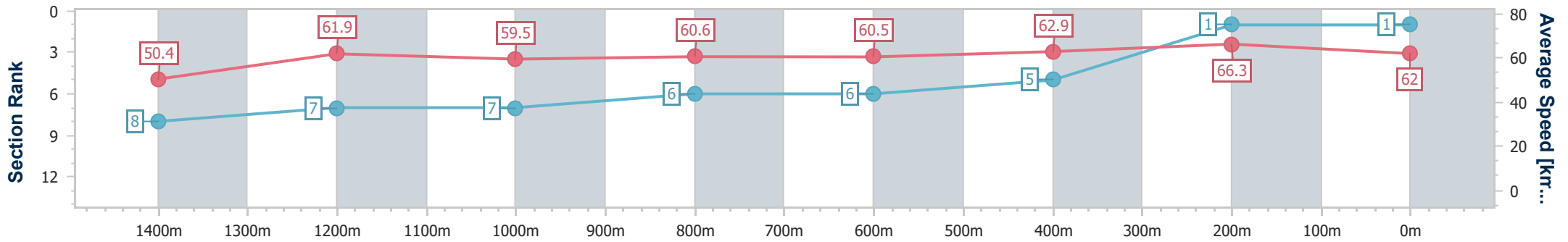


Sunshine Coast QLD Professional  
 Race 6: BATTERY WISE SUNSHINE COAST BENCHMARK 65  
 Handicap - 1600m  
 26 March 2023 - 16:38



Track Rating: Good 4, Weather: Fine, Rail Position: +7m Entire

| Section                | Overall                  | 1400m                    | 1200m                    | 1000m                    | 800m                     | 600m                     | 400m                     | 200m                     |
|------------------------|--------------------------|--------------------------|--------------------------|--------------------------|--------------------------|--------------------------|--------------------------|--------------------------|
| Section Times          | 1:36.30 [1]<br>(0:14.27) | 1:22.03 [8]<br>(0:11.71) | 1:10.32 [7]<br>(0:12.16) | 0:58.16 [7]<br>(0:11.98) | 0:46.18 [6]<br>(0:12.06) | 0:34.12 [6]<br>(0:11.62) | 0:22.50 [5]<br>(0:10.87) | 0:11.63 [1]<br>(0:11.63) |
| Average Speed [km/h]   | 50.4                     | 61.9                     | 59.5                     | 60.6                     | 60.5                     | 62.9                     | 66.3                     | 62.0                     |
| Top Speed [km/h]       | 61.7                     | 63.2                     | 60.2                     | 61.3                     | 61.3                     | 65.8                     | 67.5                     | 65.6                     |
| Avg. Dist. to Rail [m] | 3.8                      | 3.1                      | 3.4                      | 3.0                      | 2.5                      | 2.8                      | 5.1                      | 4.1                      |
| Avg. Stride Freq. [Hz] | 2.2                      | 2.3                      | 2.2                      | 2.2                      | 2.2                      | 2.2                      | 2.4                      | 2.3                      |
| Avg. Stride Length [m] | 6.4                      | 7.5                      | 7.5                      | 7.4                      | 7.6                      | 7.8                      | 7.7                      | 7.5                      |



- [ ] Ranking at each section and finish
- .-.- No data available at this section
- NA No data available



|                                |                |
|--------------------------------|----------------|
| Horse/Jockey Name              | Whitewater     |
| Final Rank                     | 2              |
| Fastest Section Time (Section) | 0:11.01 (400m) |
| Top Speed [km/h] (Section)     | 65.9 (400m)    |
| Race State                     | Finished       |

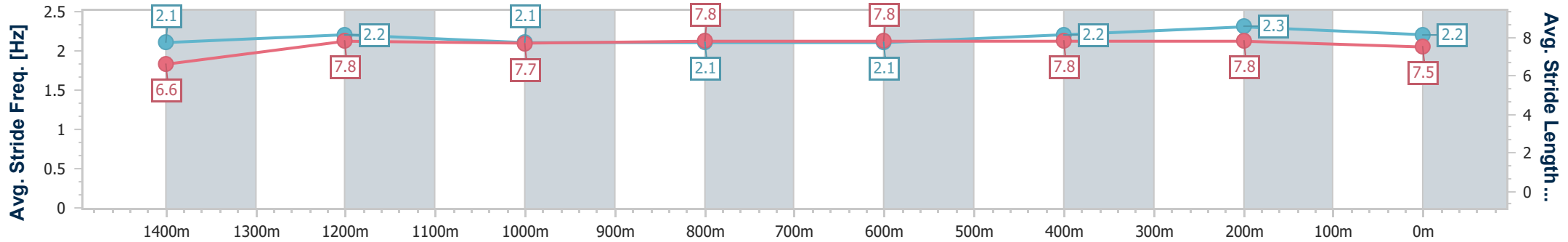
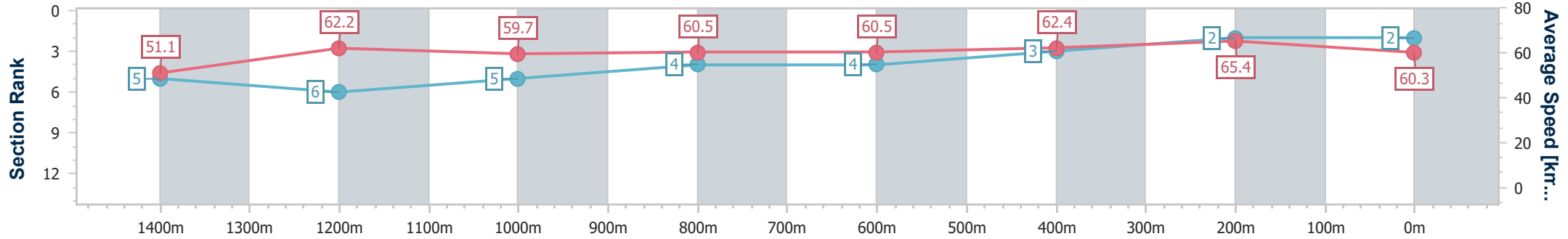


Sunshine Coast QLD Professional  
 Race 6: BATTERY WISE SUNSHINE COAST BENCHMARK 65  
 Handicap - 1600m  
 26 March 2023 - 16:38



Track Rating: Good 4, Weather: Fine, Rail Position: +7m Entire

| Section                | Overall                  | 1400m                    | 1200m                    | 1000m                    | 800m                     | 600m                     | 400m                     | 200m                     |
|------------------------|--------------------------|--------------------------|--------------------------|--------------------------|--------------------------|--------------------------|--------------------------|--------------------------|
| Section Times          | 1:36.62 [2]<br>(0:14.09) | 1:22.53 [5]<br>(0:11.68) | 1:10.85 [6]<br>(0:12.08) | 0:58.77 [5]<br>(0:12.00) | 0:46.77 [4]<br>(0:12.10) | 0:34.67 [4]<br>(0:11.74) | 0:22.93 [3]<br>(0:11.01) | 0:11.92 [2]<br>(0:11.92) |
| Average Speed [km/h]   | 51.1                     | 62.2                     | 59.7                     | 60.5                     | 60.5                     | 62.4                     | 65.4                     | 60.3                     |
| Top Speed [km/h]       | 62.5                     | 63.1                     | 60.5                     | 61.0                     | 60.9                     | 64.0                     | 65.9                     | 64.4                     |
| Avg. Dist. to Rail [m] | 6.9                      | 3.0                      | 2.8                      | 2.7                      | 2.6                      | 3.0                      | 3.7                      | 2.5                      |
| Avg. Stride Freq. [Hz] | 2.1                      | 2.2                      | 2.1                      | 2.1                      | 2.1                      | 2.2                      | 2.3                      | 2.2                      |
| Avg. Stride Length [m] | 6.6                      | 7.8                      | 7.7                      | 7.8                      | 7.8                      | 7.8                      | 7.8                      | 7.5                      |



- [ ] Ranking at each section and finish
- .-.- No data available at this section
- NA No data available



|                                |                 |
|--------------------------------|-----------------|
| Horse/Jockey Name              | Buon Acquisto   |
| Final Rank                     | 3               |
| Fastest Section Time (Section) | 0:11.44 (1400m) |
| Top Speed [km/h] (Section)     | 65.9 (1400m)    |
| Race State                     | Finished        |



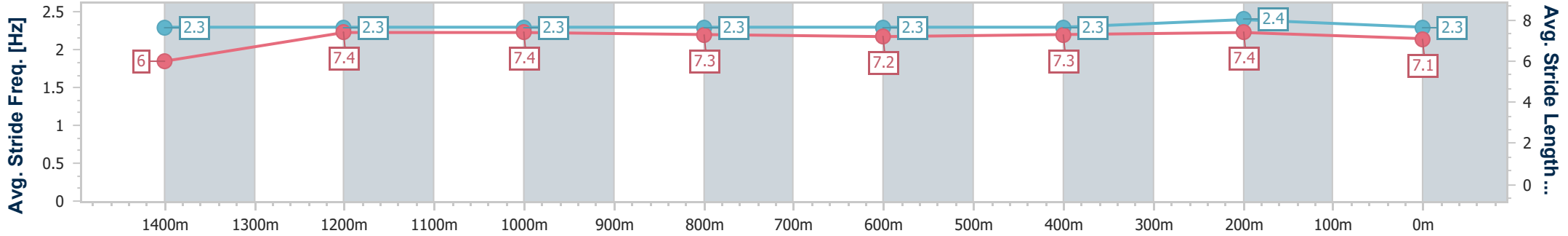
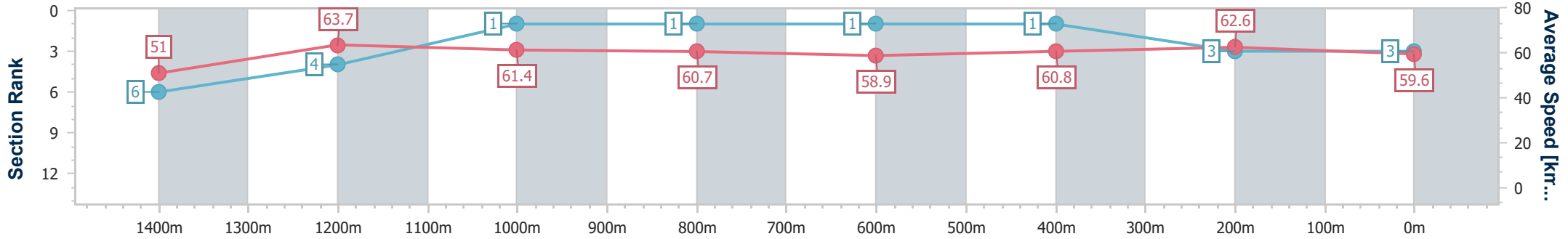
Sunshine Coast QLD Professional  
Race 6: BATTERY WISE SUNSHINE COAST BENCHMARK 65  
Handicap - 1600m



26 March 2023 - 16:38

Track Rating: Good 4, Weather: Fine, Rail Position: +7m Entire

| Section                | Overall                  | 1400m                    | 1200m                    | 1000m                    | 800m                     | 600m                     | 400m                     | 200m                     |
|------------------------|--------------------------|--------------------------|--------------------------|--------------------------|--------------------------|--------------------------|--------------------------|--------------------------|
| Section Times          | 1:37.04 [3]<br>(0:14.15) | 1:22.89 [6]<br>(0:11.44) | 1:11.45 [4]<br>(0:11.77) | 0:59.68 [1]<br>(0:11.95) | 0:47.73 [1]<br>(0:12.32) | 0:35.41 [1]<br>(0:11.83) | 0:23.58 [1]<br>(0:11.49) | 0:12.09 [3]<br>(0:12.09) |
| Average Speed [km/h]   | 51.0                     | 63.7                     | 61.4                     | 60.7                     | 58.9                     | 60.8                     | 62.6                     | 59.6                     |
| Top Speed [km/h]       | 64.1                     | 65.9                     | 62.3                     | 62.3                     | 59.7                     | 64.4                     | 64.4                     | 62.0                     |
| Avg. Dist. to Rail [m] | 8.1                      | 4.1                      | 4.7                      | 2.6                      | 1.5                      | 0.7                      | 0.4                      | 1.6                      |
| Avg. Stride Freq. [Hz] | 2.3                      | 2.3                      | 2.3                      | 2.3                      | 2.3                      | 2.3                      | 2.4                      | 2.3                      |
| Avg. Stride Length [m] | 6.0                      | 7.4                      | 7.4                      | 7.3                      | 7.2                      | 7.3                      | 7.4                      | 7.1                      |



- [ ] Ranking at each section and finish
- .-.- No data available at this section
- NA No data available



|                                |                |
|--------------------------------|----------------|
| Horse/Jockey Name              | Roman Heir     |
| Final Rank                     | 4              |
| Fastest Section Time (Section) | 0:11.55 (400m) |
| Top Speed [km/h] (Section)     | 64.3 (Overall) |
| Race State                     | Finished       |



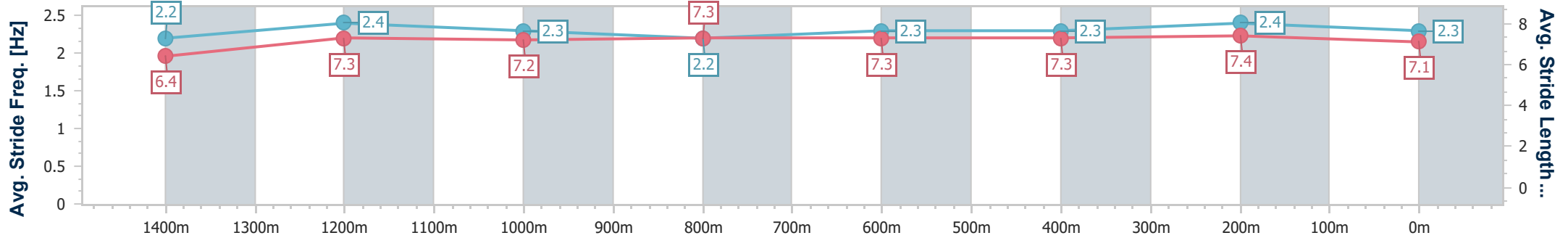
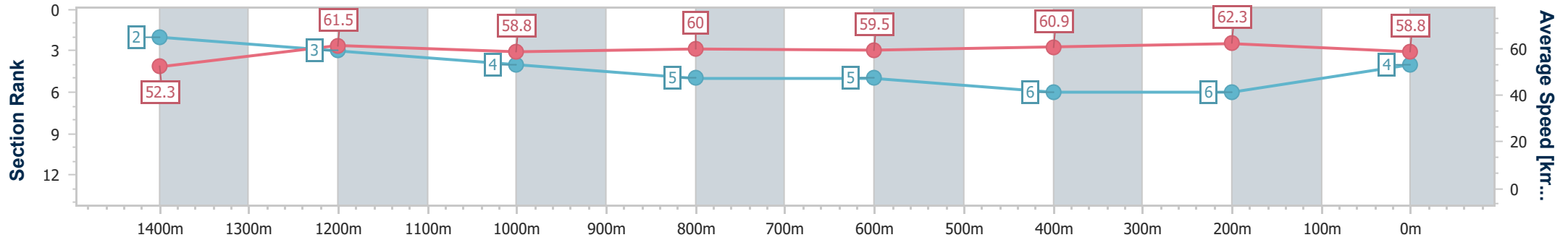
Sunshine Coast QLD Professional  
Race 6: BATTERY WISE SUNSHINE COAST BENCHMARK 65  
Handicap - 1600m



26 March 2023 - 16:38

Track Rating: Good 4, Weather: Fine, Rail Position: +7m Entire

| Section                | Overall                  | 1400m                    | 1200m                    | 1000m                    | 800m                     | 600m                     | 400m                     | 200m                     |
|------------------------|--------------------------|--------------------------|--------------------------|--------------------------|--------------------------|--------------------------|--------------------------|--------------------------|
| Section Times          | 1:37.83 [4]<br>(0:13.78) | 1:24.05 [2]<br>(0:11.76) | 1:12.29 [3]<br>(0:12.26) | 1:00.03 [4]<br>(0:12.09) | 0:47.94 [5]<br>(0:12.19) | 0:35.75 [5]<br>(0:11.94) | 0:23.81 [6]<br>(0:11.55) | 0:12.26 [6]<br>(0:12.26) |
| Average Speed [km/h]   | 52.3                     | 61.5                     | 58.8                     | 60.0                     | 59.5                     | 60.9                     | 62.3                     | 58.8                     |
| Top Speed [km/h]       | 64.3                     | 63.2                     | 59.3                     | 60.9                     | 59.9                     | 62.5                     | 62.8                     | 61.6                     |
| Avg. Dist. to Rail [m] | 5.4                      | 2.2                      | 1.7                      | 1.9                      | 1.3                      | 1.6                      | 3.2                      | 5.3                      |
| Avg. Stride Freq. [Hz] | 2.2                      | 2.4                      | 2.3                      | 2.2                      | 2.3                      | 2.3                      | 2.4                      | 2.3                      |
| Avg. Stride Length [m] | 6.4                      | 7.3                      | 7.2                      | 7.3                      | 7.3                      | 7.3                      | 7.4                      | 7.1                      |



- [ ] Ranking at each section and finish
- .-.- No data available at this section
- NA No data available





|                                |                |
|--------------------------------|----------------|
| Horse/Jockey Name              | Eyeleftit      |
| Final Rank                     | 5              |
| Fastest Section Time (Section) | 0:11.47 (400m) |
| Top Speed [km/h] (Section)     | 64.2 (200m)    |
| Race State                     | Finished       |



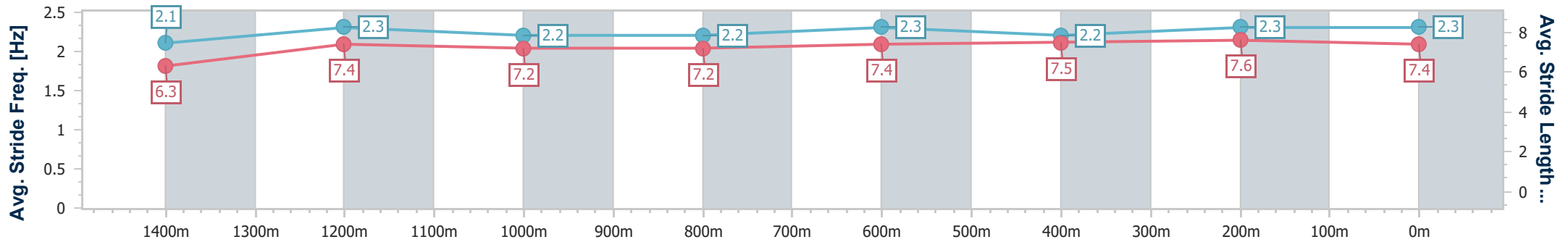
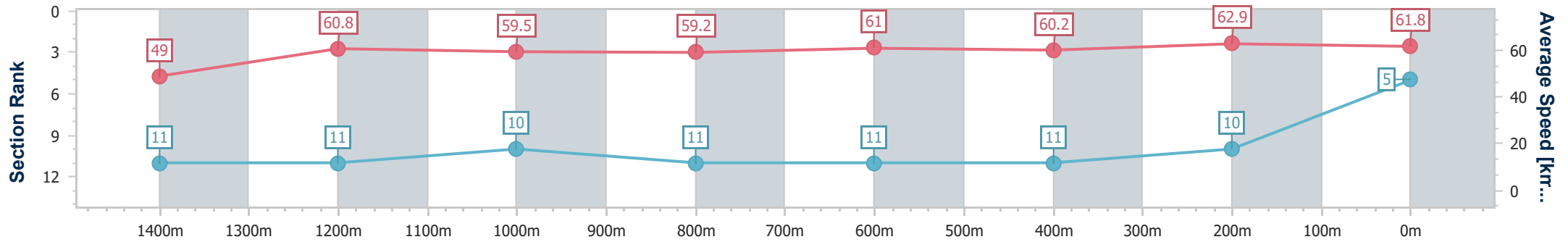
Sunshine Coast QLD Professional  
Race 6: BATTERY WISE SUNSHINE COAST BENCHMARK 65  
Handicap - 1600m



26 March 2023 - 16:38

Track Rating: Good 4, Weather: Fine, Rail Position: +7m Entire

| Section                | Overall                  | 1400m                     | 1200m                     | 1000m                     | 800m                      | 600m                      | 400m                      | 200m                      |
|------------------------|--------------------------|---------------------------|---------------------------|---------------------------|---------------------------|---------------------------|---------------------------|---------------------------|
| Section Times          | 1:37.92 [5]<br>(0:14.72) | 1:23.20 [11]<br>(0:11.88) | 1:11.32 [11]<br>(0:12.12) | 0:59.20 [10]<br>(0:12.21) | 0:46.99 [11]<br>(0:11.89) | 0:35.10 [11]<br>(0:11.99) | 0:23.11 [11]<br>(0:11.47) | 0:11.64 [10]<br>(0:11.64) |
| Average Speed [km/h]   | 49.0                     | 60.8                      | 59.5                      | 59.2                      | 61.0                      | 60.2                      | 62.9                      | 61.8                      |
| Top Speed [km/h]       | 59.9                     | 61.9                      | 61.8                      | 61.8                      | 62.0                      | 61.1                      | 63.5                      | 64.2                      |
| Avg. Dist. to Rail [m] | 5.7                      | 1.7                       | 2.0                       | 2.1                       | 1.1                       | 0.4                       | 3.9                       | 6.0                       |
| Avg. Stride Freq. [Hz] | 2.1                      | 2.3                       | 2.2                       | 2.2                       | 2.3                       | 2.2                       | 2.3                       | 2.3                       |
| Avg. Stride Length [m] | 6.3                      | 7.4                       | 7.2                       | 7.2                       | 7.4                       | 7.5                       | 7.6                       | 7.4                       |



- [ ] Ranking at each section and finish
- .-.- No data available at this section
- NA No data available



|                                |                 |
|--------------------------------|-----------------|
| Horse/Jockey Name              | Midnight Boom   |
| Final Rank                     | 6               |
| Fastest Section Time (Section) | 0:11.65 (1400m) |
| Top Speed [km/h] (Section)     | 64.8 (1400m)    |
| Race State                     | Finished        |



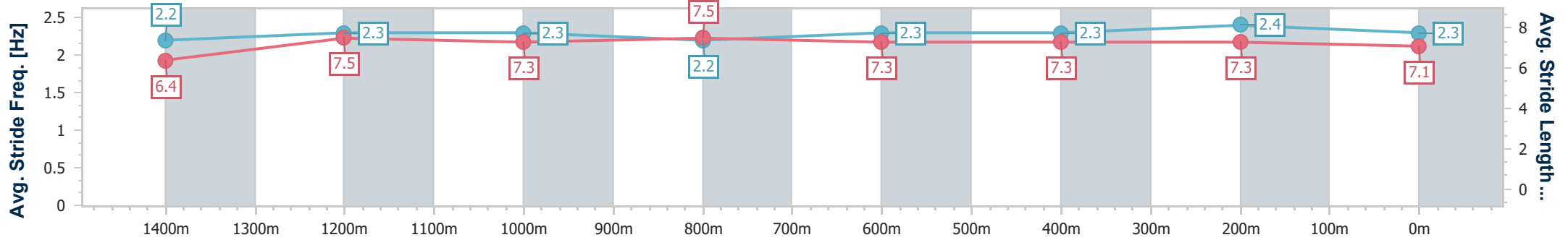
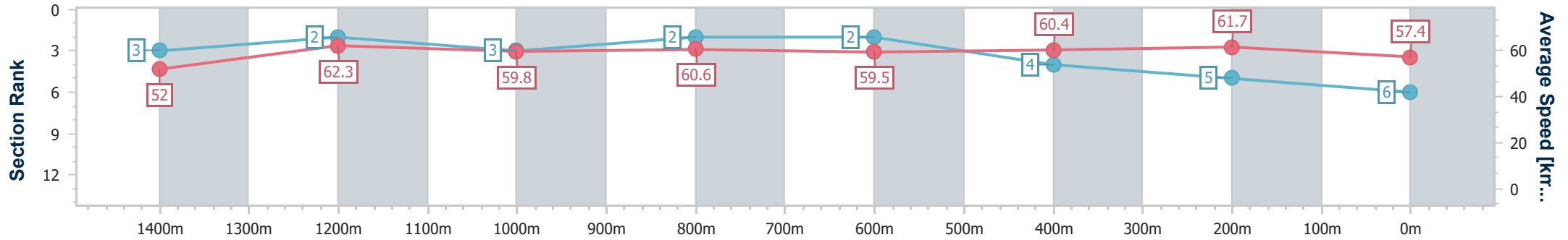
Sunshine Coast QLD Professional  
Race 6: BATTERY WISE SUNSHINE COAST BENCHMARK 65  
Handicap - 1600m



26 March 2023 - 16:38

Track Rating: Good 4, Weather: Fine, Rail Position: +7m Entire

| Section                | Overall                  | 1400m                    | 1200m                    | 1000m                    | 800m                     | 600m                     | 400m                     | 200m                     |
|------------------------|--------------------------|--------------------------|--------------------------|--------------------------|--------------------------|--------------------------|--------------------------|--------------------------|
| Section Times          | 1:37.95 [6]<br>(0:13.88) | 1:24.07 [3]<br>(0:11.65) | 1:12.42 [2]<br>(0:12.05) | 1:00.37 [3]<br>(0:11.97) | 0:48.40 [2]<br>(0:12.25) | 0:36.15 [2]<br>(0:11.94) | 0:24.21 [4]<br>(0:11.67) | 0:12.54 [5]<br>(0:12.54) |
| Average Speed [km/h]   | 52.0                     | 62.3                     | 59.8                     | 60.6                     | 59.5                     | 60.4                     | 61.7                     | 57.4                     |
| Top Speed [km/h]       | 64.0                     | 64.8                     | 60.7                     | 61.5                     | 60.7                     | 61.6                     | 62.9                     | 60.2                     |
| Avg. Dist. to Rail [m] | 8.9                      | 3.5                      | 3.3                      | 2.5                      | 2.2                      | 0.6                      | 1.2                      | 2.9                      |
| Avg. Stride Freq. [Hz] | 2.2                      | 2.3                      | 2.3                      | 2.2                      | 2.3                      | 2.3                      | 2.4                      | 2.3                      |
| Avg. Stride Length [m] | 6.4                      | 7.5                      | 7.3                      | 7.5                      | 7.3                      | 7.3                      | 7.3                      | 7.1                      |



- [ ] Ranking at each section and finish
- .-.- No data available at this section
- NA No data available



|                                |                    |
|--------------------------------|--------------------|
| Horse/Jockey Name              | Daulat Tai Panaziz |
| Final Rank                     | 7                  |
| Fastest Section Time (Section) | 0:11.61 (400m)     |
| Top Speed [km/h] (Section)     | 62.5 (400m)        |
| Race State                     | Finished           |



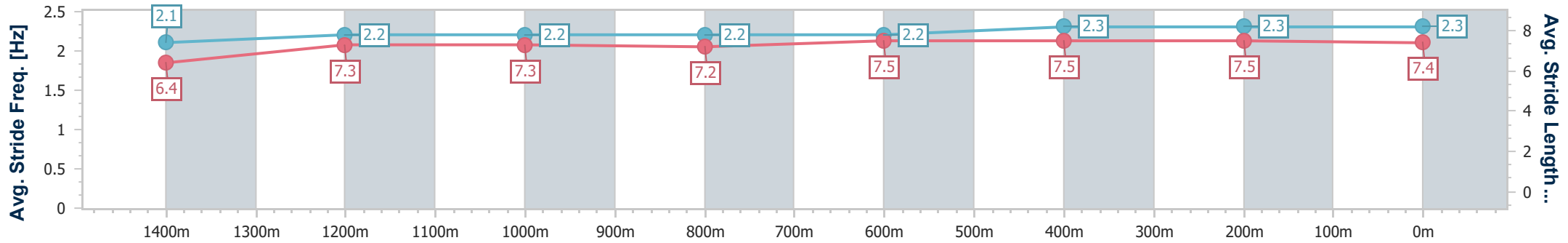
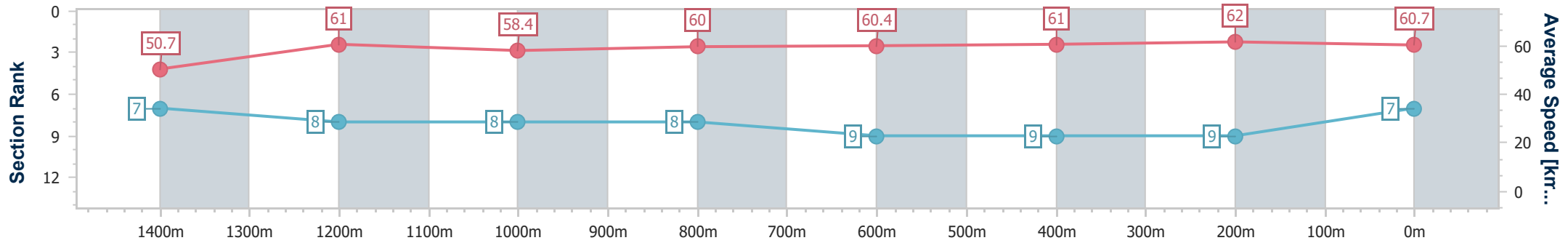
Sunshine Coast QLD Professional  
Race 6: BATTERY WISE SUNSHINE COAST BENCHMARK 65  
Handicap - 1600m



26 March 2023 - 16:38

Track Rating: Good 4, Weather: Fine, Rail Position: +7m Entire

| Section                | Overall                  | 1400m                    | 1200m                    | 1000m                    | 800m                     | 600m                     | 400m                     | 200m                     |  |  |  |  |  |
|------------------------|--------------------------|--------------------------|--------------------------|--------------------------|--------------------------|--------------------------|--------------------------|--------------------------|--|--|--|--|--|
| Section Times          | 1:38.04 [7]<br>(0:14.18) | 1:23.86 [7]<br>(0:11.88) | 1:11.98 [8]<br>(0:12.33) | 0:59.65 [8]<br>(0:12.09) | 0:47.56 [8]<br>(0:12.08) | 0:35.48 [9]<br>(0:12.00) | 0:23.48 [9]<br>(0:11.61) | 0:11.87 [9]<br>(0:11.87) |  |  |  |  |  |
| Average Speed [km/h]   | 50.7                     | 61.0                     | 58.4                     | 60.0                     | 60.4                     | 61.0                     | 62.0                     | 60.7                     |  |  |  |  |  |
| Top Speed [km/h]       | 61.8                     | 61.9                     | 60.2                     | 61.3                     | 61.2                     | 62.4                     | 62.5                     | 61.8                     |  |  |  |  |  |
| Avg. Dist. to Rail [m] | 2.9                      | 2.3                      | 2.4                      | 2.3                      | 2.3                      | 2.8                      | 3.5                      | 2.4                      |  |  |  |  |  |
| Avg. Stride Freq. [Hz] | 2.1                      | 2.2                      | 2.2                      | 2.2                      | 2.2                      | 2.3                      | 2.3                      | 2.3                      |  |  |  |  |  |
| Avg. Stride Length [m] | 6.4                      | 7.3                      | 7.3                      | 7.2                      | 7.5                      | 7.5                      | 7.5                      | 7.4                      |  |  |  |  |  |



- [ ] Ranking at each section and finish
- .-.- No data available at this section
- NA No data available



|                                |                |
|--------------------------------|----------------|
| Horse/Jockey Name              | Daring Man     |
| Final Rank                     | 8              |
| Fastest Section Time (Section) | 0:11.46 (400m) |
| Top Speed [km/h] (Section)     | 63.7 (400m)    |
| Race State                     | Finished       |

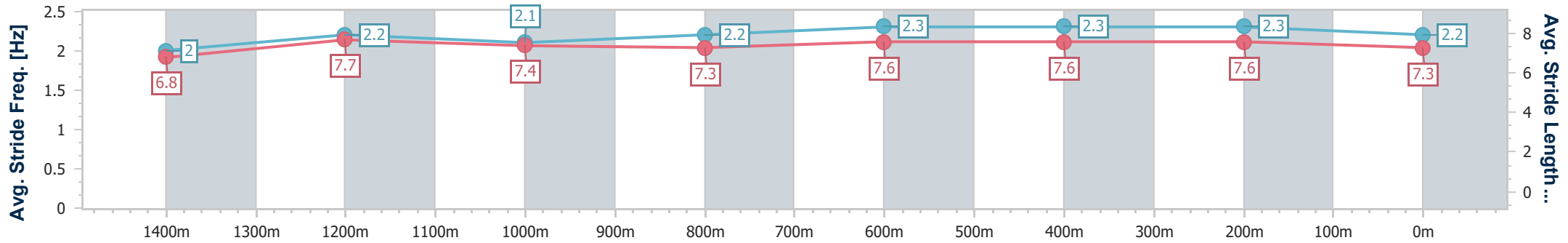
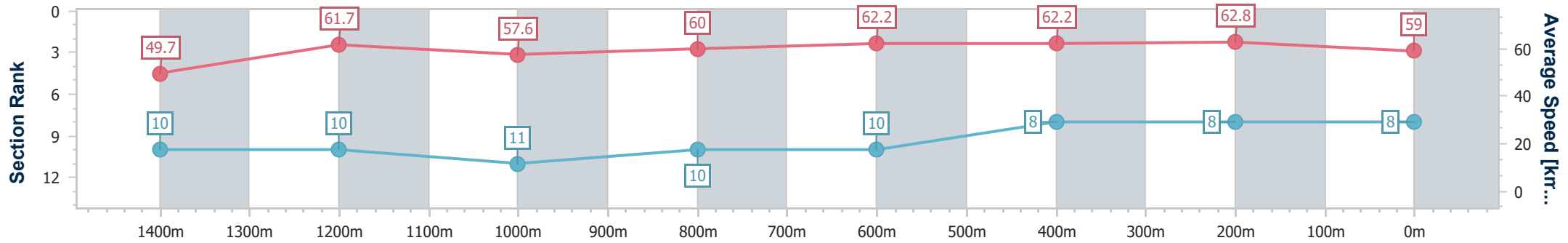


Sunshine Coast QLD Professional  
 Race 6: BATTERY WISE SUNSHINE COAST BENCHMARK 65  
 Handicap - 1600m  
 26 March 2023 - 16:38



Track Rating: Good 4, Weather: Fine, Rail Position: +7m Entire

| Section                | Overall                  | 1400m                     | 1200m                     | 1000m                     | 800m                      | 600m                      | 400m                     | 200m                     |
|------------------------|--------------------------|---------------------------|---------------------------|---------------------------|---------------------------|---------------------------|--------------------------|--------------------------|
| Section Times          | 1:38.07 [8]<br>(0:14.51) | 1:23.56 [10]<br>(0:11.75) | 1:11.81 [10]<br>(0:12.58) | 0:59.23 [11]<br>(0:12.08) | 0:47.15 [10]<br>(0:11.73) | 0:35.42 [10]<br>(0:11.75) | 0:23.67 [8]<br>(0:11.46) | 0:12.21 [8]<br>(0:12.21) |
| Average Speed [km/h]   | 49.7                     | 61.7                      | 57.6                      | 60.0                      | 62.2                      | 62.2                      | 62.8                     | 59.0                     |
| Top Speed [km/h]       | 61.3                     | 62.6                      | 61.1                      | 62.4                      | 63.2                      | 63.5                      | 63.7                     | 61.7                     |
| Avg. Dist. to Rail [m] | 5.6                      | 3.0                       | 4.0                       | 3.0                       | 2.4                       | 2.6                       | 4.8                      | 5.1                      |
| Avg. Stride Freq. [Hz] | 2.0                      | 2.2                       | 2.1                       | 2.2                       | 2.3                       | 2.3                       | 2.3                      | 2.2                      |
| Avg. Stride Length [m] | 6.8                      | 7.7                       | 7.4                       | 7.3                       | 7.6                       | 7.6                       | 7.6                      | 7.3                      |



- [ ] Ranking at each section and finish
- .-.- No data available at this section
- NA No data available



|                                |                |
|--------------------------------|----------------|
| Horse/Jockey Name              | Vyner          |
| Final Rank                     | 9              |
| Fastest Section Time (Section) | 0:11.67 (400m) |
| Top Speed [km/h] (Section)     | 63.0 (Overall) |
| Race State                     | Finished       |



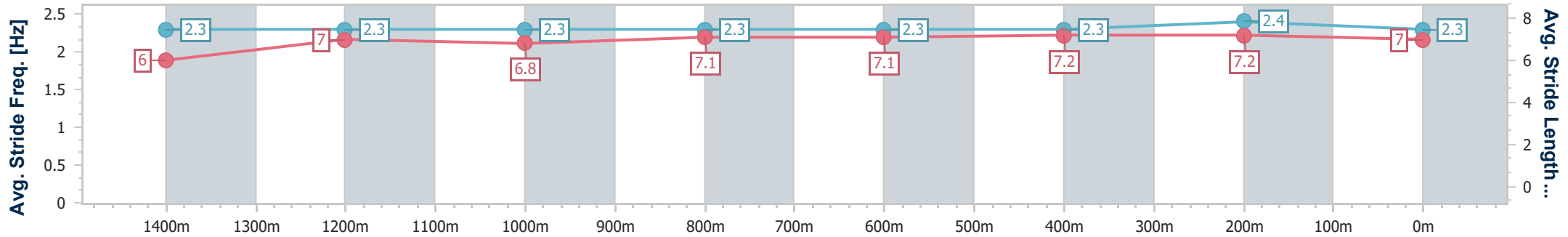
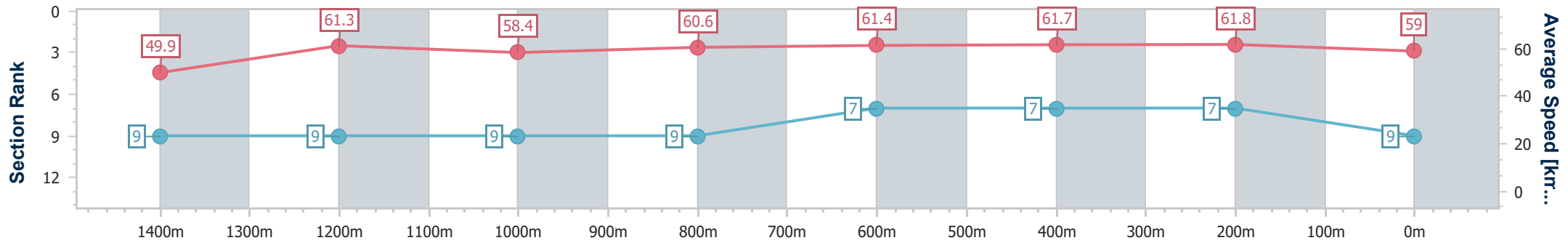
Sunshine Coast QLD Professional  
 Race 6: BATTERY WISE SUNSHINE COAST BENCHMARK 65  
 Handicap - 1600m



26 March 2023 - 16:38

Track Rating: Good 4, Weather: Fine, Rail Position: +7m Entire

| Section                | Overall                  | 1400m                    | 1200m                    | 1000m                    | 800m                     | 600m                     | 400m                     | 200m                     |
|------------------------|--------------------------|--------------------------|--------------------------|--------------------------|--------------------------|--------------------------|--------------------------|--------------------------|
| Section Times          | 1:38.07 [9]<br>(0:14.42) | 1:23.65 [9]<br>(0:11.80) | 1:11.85 [9]<br>(0:12.35) | 0:59.50 [9]<br>(0:11.99) | 0:47.51 [9]<br>(0:11.87) | 0:35.64 [7]<br>(0:11.77) | 0:23.87 [7]<br>(0:11.67) | 0:12.20 [7]<br>(0:12.20) |
| Average Speed [km/h]   | 49.9                     | 61.3                     | 58.4                     | 60.6                     | 61.4                     | 61.7                     | 61.8                     | 59.0                     |
| Top Speed [km/h]       | 63.0                     | 61.8                     | 61.3                     | 62.1                     | 62.1                     | 62.4                     | 62.1                     | 60.6                     |
| Avg. Dist. to Rail [m] | 2.6                      | 2.4                      | 3.8                      | 3.1                      | 2.2                      | 1.6                      | 3.7                      | 4.1                      |
| Avg. Stride Freq. [Hz] | 2.3                      | 2.3                      | 2.3                      | 2.3                      | 2.3                      | 2.3                      | 2.4                      | 2.3                      |
| Avg. Stride Length [m] | 6.0                      | 7.0                      | 6.8                      | 7.1                      | 7.1                      | 7.2                      | 7.2                      | 7.0                      |



- [ ] Ranking at each section and finish
- .-.- No data available at this section
- NA No data available



|                                |                 |
|--------------------------------|-----------------|
| Horse/Jockey Name              | Alvin The Bold  |
| Final Rank                     | 10              |
| Fastest Section Time (Section) | 0:11.66 (1400m) |
| Top Speed [km/h] (Section)     | 64.9 (1400m)    |
| Race State                     | Finished        |



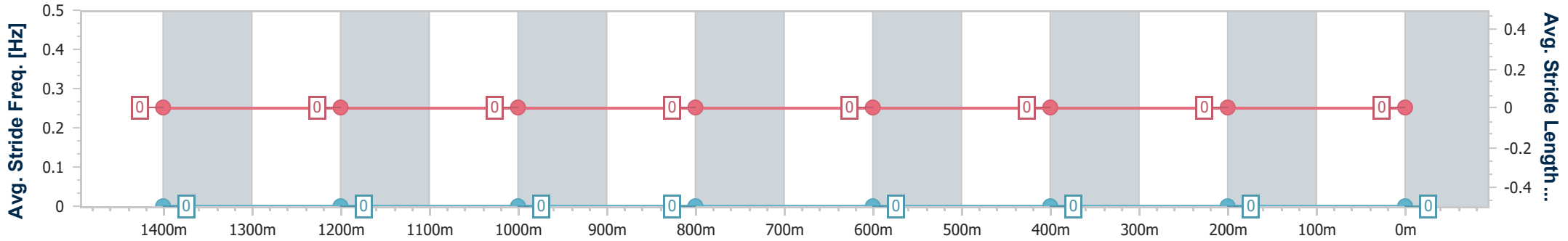
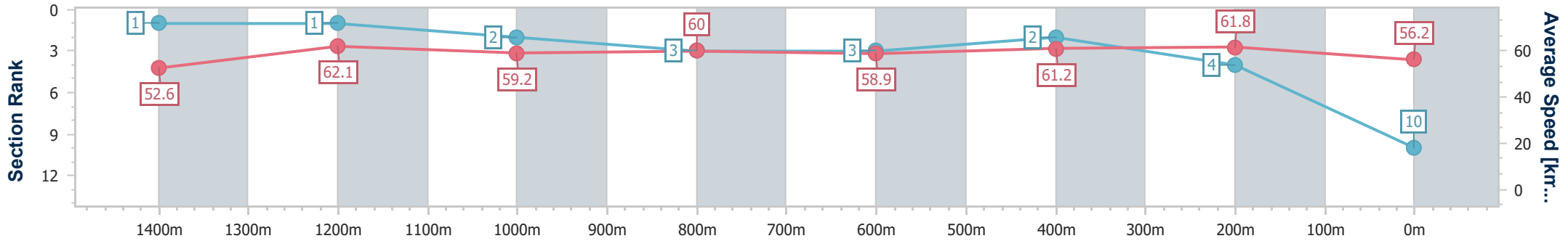
Sunshine Coast QLD Professional  
 Race 6: BATTERY WISE SUNSHINE COAST BENCHMARK 65  
 Handicap - 1600m



26 March 2023 - 16:38

Track Rating: Good 4, Weather: Fine, Rail Position: +7m Entire

| Section                | Overall                   | 1400m                    | 1200m                    | 1000m                    | 800m                     | 600m                     | 400m                     | 200m                     |
|------------------------|---------------------------|--------------------------|--------------------------|--------------------------|--------------------------|--------------------------|--------------------------|--------------------------|
| Section Times          | 1:38.13 [10]<br>(0:13.70) | 1:24.43 [1]<br>(0:11.66) | 1:12.77 [1]<br>(0:12.18) | 1:00.59 [2]<br>(0:12.03) | 0:48.56 [3]<br>(0:12.30) | 0:36.26 [3]<br>(0:11.81) | 0:24.45 [2]<br>(0:11.66) | 0:12.79 [4]<br>(0:12.79) |
| Average Speed [km/h]   | 52.6                      | 62.1                     | 59.2                     | 60.0                     | 58.9                     | 61.2                     | 61.8                     | 56.2                     |
| Top Speed [km/h]       | 64.5                      | 64.9                     | 60.2                     | 60.5                     | 59.4                     | 62.8                     | 63.0                     | 59.5                     |
| Avg. Dist. to Rail [m] | 7.2                       | 2.8                      | 1.9                      | 1.3                      | 1.1                      | 0.6                      | 1.0                      | 2.5                      |
| Avg. Stride Freq. [Hz] | ---                       | ---                      | ---                      | ---                      | ---                      | ---                      | ---                      | ---                      |
| Avg. Stride Length [m] | ---                       | ---                      | ---                      | ---                      | ---                      | ---                      | ---                      | ---                      |



- [ ] Ranking at each section and finish
- No data available at this section
- NA No data available



|                                |                 |
|--------------------------------|-----------------|
| Horse/Jockey Name              | Alatar          |
| Final Rank                     | 11              |
| Fastest Section Time (Section) | 0:11.78 (1400m) |
| Top Speed [km/h] (Section)     | 63.4 (Overall)  |
| Race State                     | Finished        |



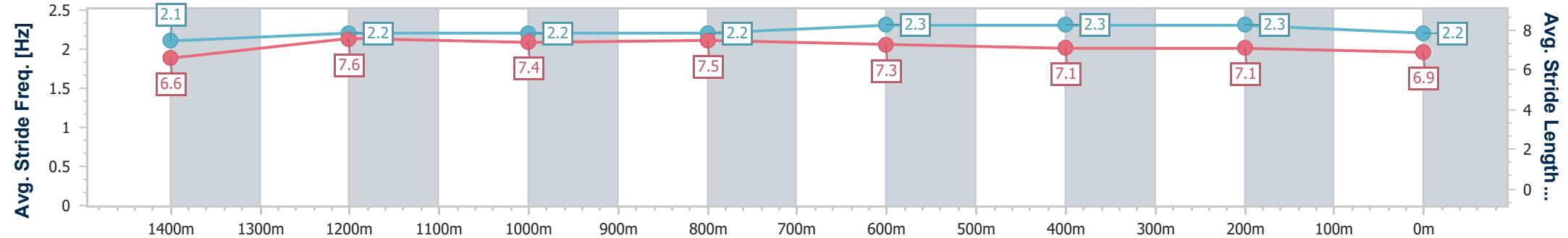
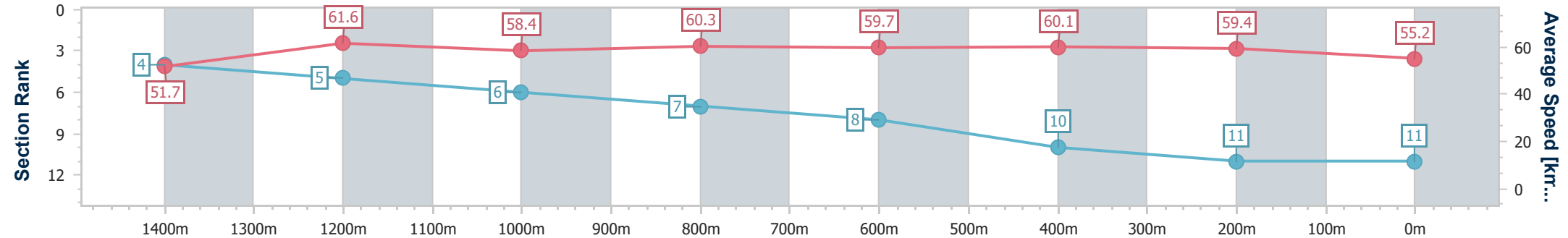
Sunshine Coast QLD Professional  
Race 6: BATTERY WISE SUNSHINE COAST BENCHMARK 65  
Handicap - 1600m



26 March 2023 - 16:38

Track Rating: Good 4, Weather: Fine, Rail Position: +7m Entire

| Section                | Overall                   | 1400m                    | 1200m                    | 1000m                    | 800m                     | 600m                     | 400m                      | 200m                      |  |  |  |  |  |  |
|------------------------|---------------------------|--------------------------|--------------------------|--------------------------|--------------------------|--------------------------|---------------------------|---------------------------|--|--|--|--|--|--|
| Section Times          | 1:39.86 [11]<br>(0:13.94) | 1:25.92 [4]<br>(0:11.78) | 1:14.14 [5]<br>(0:12.35) | 1:01.79 [6]<br>(0:12.05) | 0:49.74 [7]<br>(0:12.31) | 0:37.43 [8]<br>(0:12.24) | 0:25.19 [10]<br>(0:12.14) | 0:13.05 [11]<br>(0:13.05) |  |  |  |  |  |  |
| Average Speed [km/h]   | 51.7                      | 61.6                     | 58.4                     | 60.3                     | 59.7                     | 60.1                     | 59.4                      | 55.2                      |  |  |  |  |  |  |
| Top Speed [km/h]       | 63.4                      | 63.3                     | 61.5                     | 61.0                     | 61.1                     | 60.9                     | 61.0                      | 57.5                      |  |  |  |  |  |  |
| Avg. Dist. to Rail [m] | 3.9                       | 2.9                      | 3.9                      | 2.8                      | 4.1                      | 3.4                      | 1.2                       | 0.6                       |  |  |  |  |  |  |
| Avg. Stride Freq. [Hz] | 2.1                       | 2.2                      | 2.2                      | 2.2                      | 2.3                      | 2.3                      | 2.3                       | 2.2                       |  |  |  |  |  |  |
| Avg. Stride Length [m] | 6.6                       | 7.6                      | 7.4                      | 7.5                      | 7.3                      | 7.1                      | 7.1                       | 6.9                       |  |  |  |  |  |  |



- [ ] Ranking at each section and finish
- .-.- No data available at this section
- NA No data available