



# Eagle Farm QLD Professional

## Race 2: XXXX DRY Maiden Handicap - 1200m

29 March 2023 - 13:35



BRISBANE  
RACING CLUB

Track Rating: Good 4, Weather: Overcast, Rail Position: +7.5m Entire Course

Section		Field Times										Last 600m		
		Overall	1000m	800m	600m	400m	200m						0:35.38	
		1:12.51 (0:13.86)	0:58.65 (0:11.40)	0:47.25 (0:11.87)	0:35.38 (0:11.73)	0:23.65 (0:11.52)	0:12.13 (0:12.13)							
Rank	TAB Horse/Jockey	Barrier	Top Speed [km/h]	Fastest Section									Margin	Distance Travelled [m]
1	7 NORTHERN DECREE James Orman	1	64.6 Overall	0:11.40 400m	1:12.51 [1] (0:13.94)	0:58.57 [2] (0:11.64)	0:46.93 [3] (0:11.80)	0:35.13 [3] (0:11.72)	0:23.41 [4] (0:11.40)	0:12.01 [3] (0:12.01)	1:12.51	0:35.13		
2	9 DEEP CLEAN Boris Thornton	15	65.7 600m	0:11.19 600m	1:12.78 [2] (0:14.77)	0:58.01 [12] (0:11.61)	0:46.40 [10] (0:11.86)	0:34.54 [10] (0:11.19)	0:23.35 [9] (0:11.21)	0:12.14 [4] (0:12.14)	1.6L	0:34.54	-1	
3	10 KUBWA Ben Thompson	5	63.9 1000m	0:11.42 400m	1:12.81 [3] (0:14.44)	0:58.37 [7] (0:11.49)	0:46.88 [6] (0:11.76)	0:35.12 [7] (0:11.58)	0:23.54 [5] (0:11.42)	0:12.12 [6] (0:12.12)	1.75L	0:35.12	+4	
4	1 DARK TANGENT Kyle Wilson-Taylor	11	64.7 400m	0:11.23 400m	1:12.85 [4] (0:14.58)	0:58.27 [9] (0:11.63)	0:46.64 [9] (0:11.74)	0:34.90 [9] (0:11.53)	0:23.37 [10] (0:11.23)	0:12.14 [7] (0:12.14)	1.98L	0:34.90	+6	
5	11 SUENITO Justin Huxtable	4	65.0 Overall	0:11.49 1000m	1:13.04 [5] (0:13.97)	0:59.07 [3] (0:11.49)	0:47.58 [2] (0:11.69)	0:35.89 [2] (0:11.71)	0:24.18 [1] (0:11.52)	0:12.66 [1] (0:12.66)	3.12L	0:35.89	+2	
6	3 JACKSON ON TIME Jim Byrne	14	66.0 400m	0:11.15 400m	1:13.06 [6] (0:14.75)	0:58.31 [11] (0:11.75)	0:46.56 [11] (0:11.76)	0:34.80 [11] (0:11.53)	0:23.27 [11] (0:11.15)	0:12.12 [10] (0:12.12)	3.24L	0:34.80	+6	
7	5 ROCKY ROGUE Taylor Marshall	6	65.3 400m	0:11.36 400m	1:13.27 [7] (0:14.48)	0:58.79 [8] (0:11.54)	0:47.25 [8] (0:11.84)	0:35.41 [8] (0:11.48)	0:23.93 [7] (0:11.36)	0:12.57 [8] (0:12.57)	4.44L	0:35.41	+5	
8	15 SILK SASH Karl Zechner	3	64.9 400m	0:11.55 1000m	1:13.43 [8] (0:14.17)	0:59.26 [5] (0:11.55)	0:47.71 [4] (0:11.67)	0:36.04 [4] (0:11.71)	0:24.33 [3] (0:11.56)	0:12.77 [5] (0:12.77)	5.39L	0:36.04	+3	
9	14 RAINEWATER Samantha Collett	2	65.5 Overall	0:11.40 400m	1:13.53 [9] (0:14.16)	0:59.37 [4] (0:11.64)	0:47.73 [5] (0:11.85)	0:35.88 [6] (0:11.72)	0:24.16 [8] (0:11.40)	0:12.76 [9] (0:12.76)	5.99L	0:35.88	+6	
10	6 FIGHTING IDOL Luke Tarrant	7	64.4 600m	0:11.57 1000m	1:13.66 [10] (0:14.38)	0:59.28 [6] (0:11.57)	0:47.71 [7] (0:11.65)	0:36.06 [5] (0:11.73)	0:24.33 [6] (0:11.68)	0:12.65 [11] (0:12.65)	6.77L	0:36.06	+7	

Scratched: Golden Giant (#2), Rockathon (#4), Rubunkar (#8), Cavaup (#12), Russian Sub (#16)

Report Created: Wed 29 March 2023 14:52 GMT+1 (Note: Timing is based on position data)

Page 1/14

[ ] Ranking at each section and finish  
 -:-:- No data available at this section  
 NA No data available

SCN Saddle cloth number  
 DNF Did not finish  
 DNT Did not track

data processed by TRIPLES DATA



# Eagle Farm QLD Professional

## Race 2: XXXX DRY Maiden Handicap - 1200m

29 March 2023 - 13:35



BRISBANE  
RACING CLUB

Track Rating: Good 4, Weather: Overcast, Rail Position: +7.5m Entire Course

Section		Overall	1000m	800m	600m	400m	200m	Last 600m					
Field Times		1:12.51 (0:13.86)	0:58.65 (0:11.40)	0:47.25 (0:11.87)	0:35.38 (0:11.73)	0:23.65 (0:11.52)	0:12.13 (0:12.13)	0:35.38					
Rank	TAB Horse/Jockey	Barrier	Top Speed [km/h]	Fastest Section	Margin							Distance Travelled [m]	
11	17 WEST CORK Nathan Evans	9	65.8 400m	0:11.28 400m	1:13.74 [11] (0:14.71)	0:59.03 [10] (0:11.92)	0:47.11 [12] (0:11.88)	0:35.23 [12] (0:11.40)	0:23.83 [12] (0:11.28)	0:12.55 [12] (0:12.55)	7.24L	0:35.23	+4
12	13 HIPPEASTRUM Angela Jones	10	65.7 Overall	0:11.40 1000m	1:14.37 [12] (0:13.86)	1:00.51 [1] (0:11.40)	0:49.11 [1] (0:11.87)	0:37.24 [1] (0:11.90)	0:25.34 [2] (0:11.60)	0:13.74 [2] (0:13.74)	10.93L	0:37.24	+7

Scratched: Golden Giant (#2), Rockathon (#4), Rubunkar (#8), Cavaup (#12), Russian Sub (#16)



Horse/Jockey Name	Northern Decree
Final Rank	1
Fastest Section Time (Section)	0:11.40 (400m)
Top Speed [km/h] (Section)	64.6 (Overall)
Race State	Finished



### Eagle Farm QLD Professional

Race 2: XXXX DRY Maiden Handicap - 1200m

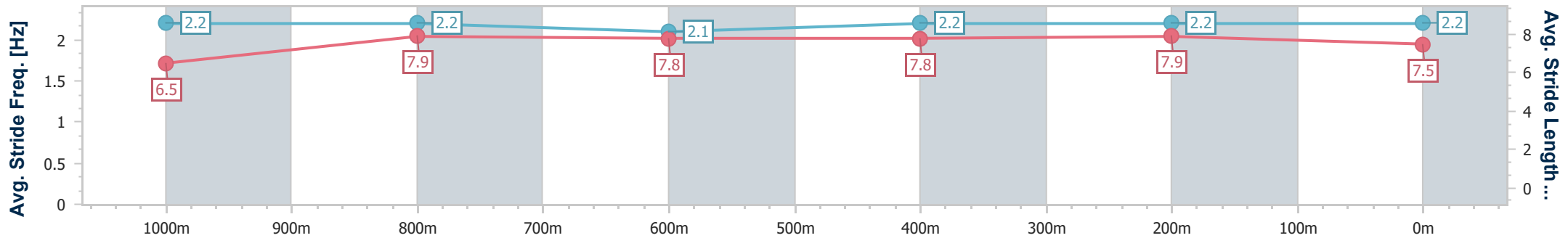
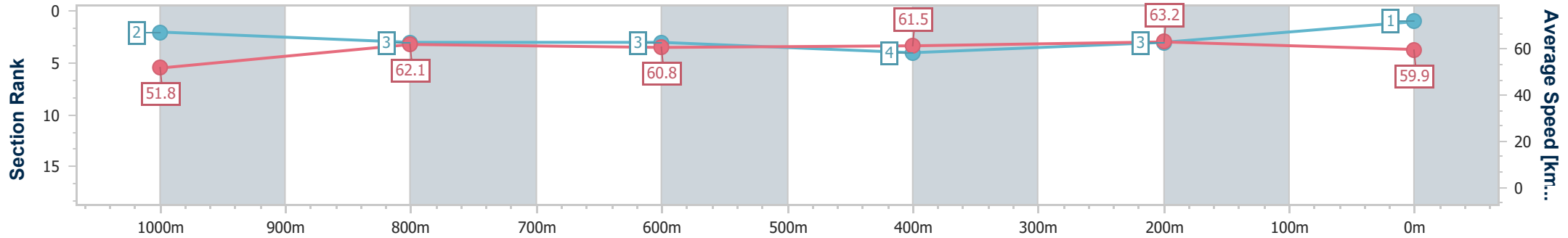
29 March 2023 - 13:35

Track Rating: Good 4, Weather: Overcast, Rail Position: +7.5m Entire Course



BRISBANE RACING CLUB

Section	Overall	1000m	800m	600m	400m	200m
Section Times	1:12.51 [1] (0:13.94)	0:58.57 [2] (0:11.64)	0:46.93 [3] (0:11.80)	0:35.13 [3] (0:11.72)	0:23.41 [4] (0:11.40)	0:12.01 [3] (0:12.01)
Average Speed [km/h]	51.8	62.1	60.8	61.5	63.2	59.9
Top Speed [km/h]	64.6	63.3	61.9	64.2	64.3	61.7
Avg. Dist. to Rail [m]	0.9	0.7	0.4	0.6	2.3	3.5
Avg. Stride Freq. [Hz]	2.2	2.2	2.1	2.2	2.2	2.2
Avg. Stride Length [m]	6.5	7.9	7.8	7.8	7.9	7.5



- [ ] Ranking at each section and finish
- .-.- No data available at this section
- NA No data available



Horse/Jockey Name	Deep Clean
Final Rank	2
Fastest Section Time (Section)	0:11.19 (600m)
Top Speed [km/h] (Section)	65.7 (600m)
Race State	Finished



### Eagle Farm QLD Professional

Race 2: XXXX DRY Maiden Handicap - 1200m

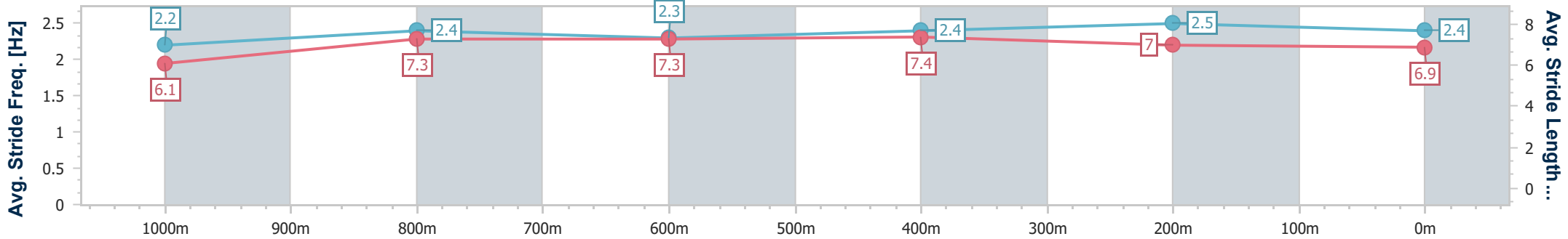
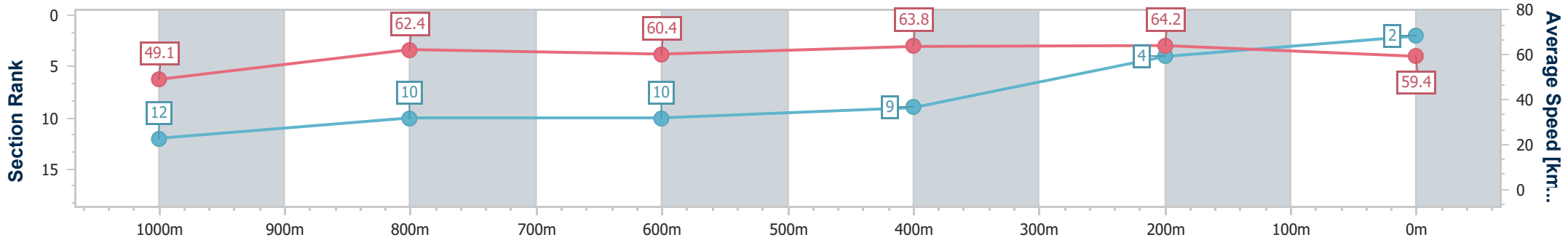
29 March 2023 - 13:35

Track Rating: Good 4, Weather: Overcast, Rail Position: +7.5m Entire Course



BRISBANE RACING CLUB

Section	Overall	1000m	800m	600m	400m	200m
Section Times	1:12.78 [2] (0:14.77)	0:58.01 [12] (0:11.61)	0:46.40 [10] (0:11.86)	0:34.54 [10] (0:11.19)	0:23.35 [9] (0:11.21)	0:12.14 [4] (0:12.14)
Average Speed [km/h]	49.1	62.4	60.4	63.8	64.2	59.4
Top Speed [km/h]	65.5	64.1	61.6	65.7	65.5	62.5
Avg. Dist. to Rail [m]	8.0	1.5	1.4	1.6	0.6	0.6
Avg. Stride Freq. [Hz]	2.2	2.4	2.3	2.4	2.5	2.4
Avg. Stride Length [m]	6.1	7.3	7.3	7.4	7.0	6.9



- [ ] Ranking at each section and finish
- .-.- No data available at this section
- NA No data available



Horse/Jockey Name	Kubwa
Final Rank	3
Fastest Section Time (Section)	0:11.42 (400m)
Top Speed [km/h] (Section)	63.9 (1000m)
Race State	Finished



### Eagle Farm QLD Professional

Race 2: XXXX DRY Maiden Handicap - 1200m

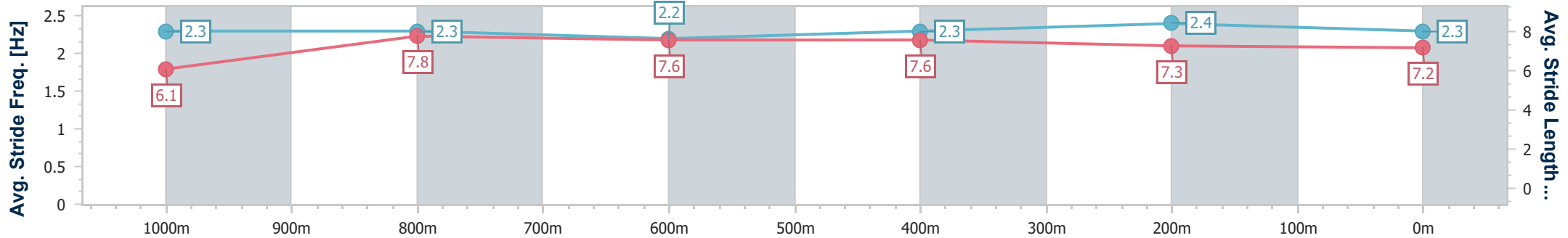
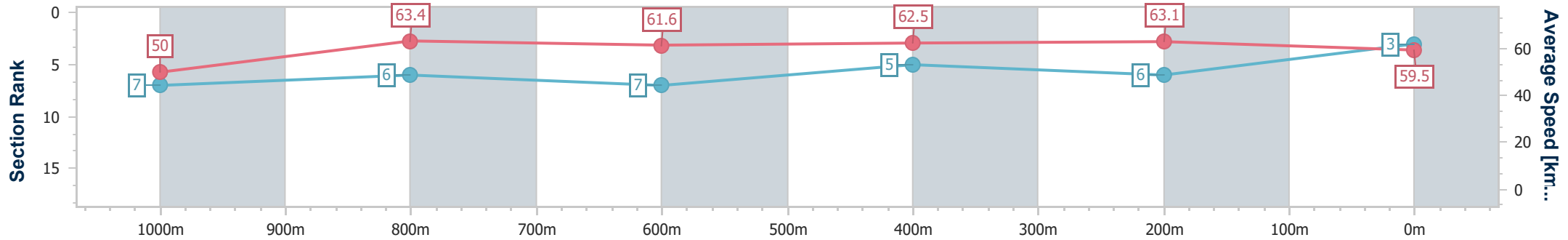
29 March 2023 - 13:35

Track Rating: Good 4, Weather: Overcast, Rail Position: +7.5m Entire Course



BRISBANE RACING CLUB

Section	Overall	1000m	800m	600m	400m	200m
Section Times	1:12.81 [3] (0:14.44)	0:58.37 [7] (0:11.49)	0:46.88 [6] (0:11.76)	0:35.12 [7] (0:11.58)	0:23.54 [5] (0:11.42)	0:12.12 [6] (0:12.12)
Average Speed [km/h]	50.0	63.4	61.6	62.5	63.1	59.5
Top Speed [km/h]	63.4	63.9	63.3	63.7	63.8	62.3
Avg. Dist. to Rail [m]	3.7	2.4	1.0	1.7	3.9	4.4
Avg. Stride Freq. [Hz]	2.3	2.3	2.2	2.3	2.4	2.3
Avg. Stride Length [m]	6.1	7.8	7.6	7.6	7.3	7.2



- [ ] Ranking at each section and finish
- .-.- No data available at this section
- NA No data available



Horse/Jockey Name	Dark Tangent
Final Rank	4
Fastest Section Time (Section)	0:11.23 (400m)
Top Speed [km/h] (Section)	64.7 (400m)
Race State	Finished



### Eagle Farm QLD Professional

Race 2: XXXX DRY Maiden Handicap - 1200m

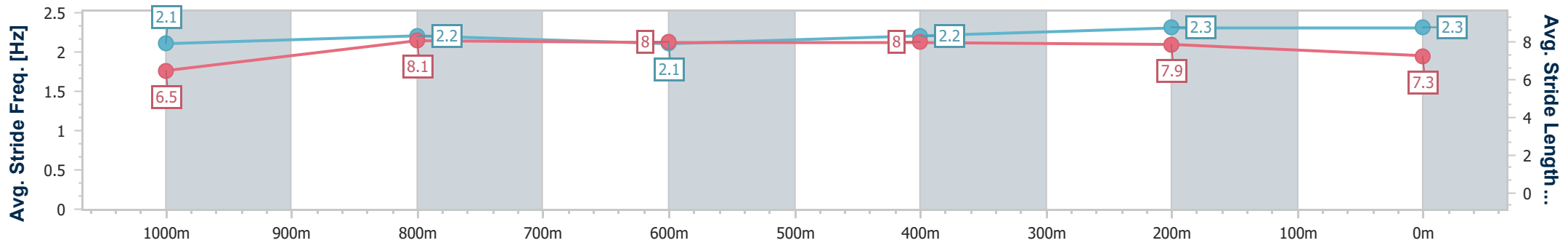
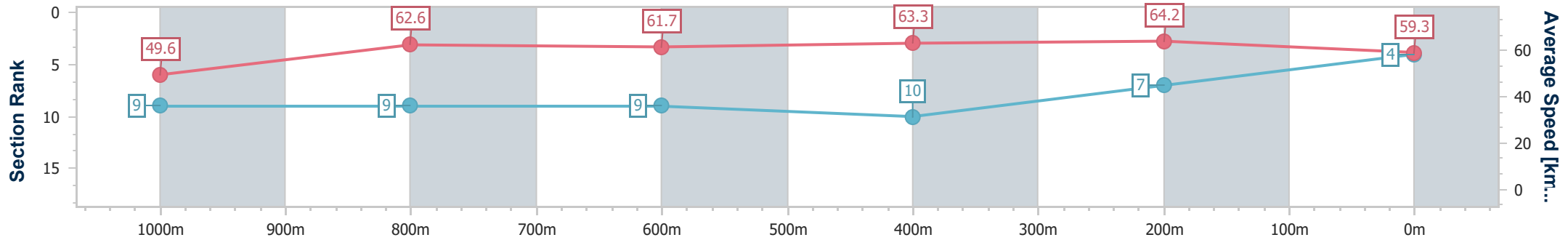
29 March 2023 - 13:35

Track Rating: Good 4, Weather: Overcast, Rail Position: +7.5m Entire Course



BRISBANE RACING CLUB

Section	Overall	1000m	800m	600m	400m	200m
Section Times	1:12.85 [4] (0:14.58)	0:58.27 [9] (0:11.63)	0:46.64 [9] (0:11.74)	0:34.90 [9] (0:11.53)	0:23.37 [10] (0:11.23)	0:12.14 [7] (0:12.14)
Average Speed [km/h]	49.6	62.6	61.7	63.3	64.2	59.3
Top Speed [km/h]	61.9	63.7	62.6	64.7	64.7	62.8
Avg. Dist. to Rail [m]	6.4	2.2	1.1	3.1	6.2	5.9
Avg. Stride Freq. [Hz]	2.1	2.2	2.1	2.2	2.3	2.3
Avg. Stride Length [m]	6.5	8.1	8.0	8.0	7.9	7.3



- [ ] Ranking at each section and finish
- .-.- No data available at this section
- NA No data available



Horse/Jockey Name	Suenito
Final Rank	5
Fastest Section Time (Section)	0:11.49 (1000m)
Top Speed [km/h] (Section)	65.0 (Overall)
Race State	Finished



### Eagle Farm QLD Professional

Race 2: XXXX DRY Maiden Handicap - 1200m

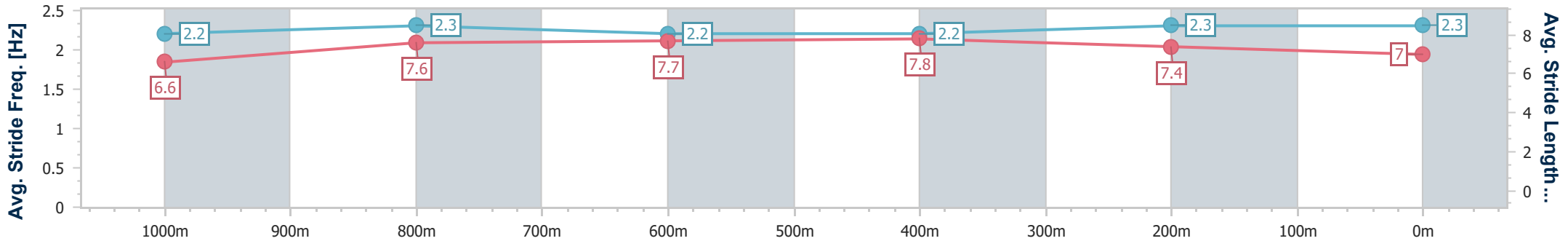
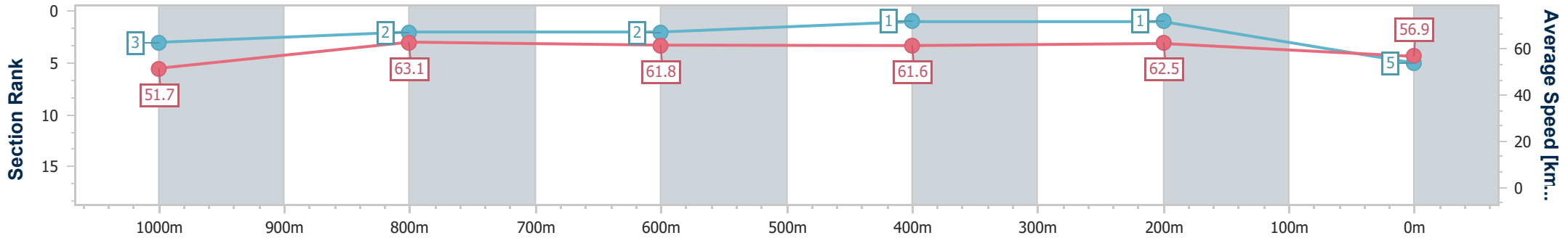
29 March 2023 - 13:35

Track Rating: Good 4, Weather: Overcast, Rail Position: +7.5m Entire Course



BRISBANE RACING CLUB

Section	Overall	1000m	800m	600m	400m	200m
Section Times	1:13.04 [5] (0:13.97)	0:59.07 [3] (0:11.49)	0:47.58 [2] (0:11.69)	0:35.89 [2] (0:11.71)	0:24.18 [1] (0:11.52)	0:12.66 [1] (0:12.66)
Average Speed [km/h]	51.7	63.1	61.8	61.6	62.5	56.9
Top Speed [km/h]	65.0	63.9	63.3	63.1	63.8	60.8
Avg. Dist. to Rail [m]	2.6	1.7	0.4	0.7	1.4	2.3
Avg. Stride Freq. [Hz]	2.2	2.3	2.2	2.2	2.3	2.3
Avg. Stride Length [m]	6.6	7.6	7.7	7.8	7.4	7.0



- [ ] Ranking at each section and finish
- .-.- No data available at this section
- NA No data available



Horse/Jockey Name	Jackson On Time
Final Rank	6
Fastest Section Time (Section)	0:11.15 (400m)
Top Speed [km/h] (Section)	66.0 (400m)
Race State	Finished



### Eagle Farm QLD Professional

Race 2: XXXX DRY Maiden Handicap - 1200m

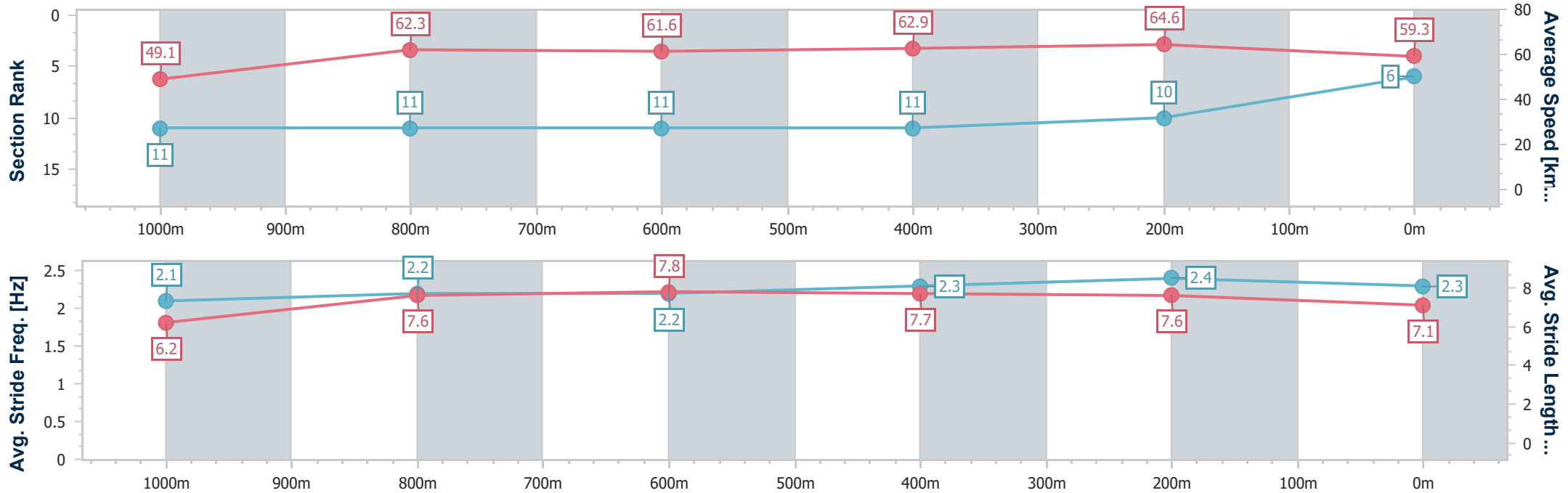
29 March 2023 - 13:35

Track Rating: Good 4, Weather: Overcast, Rail Position: +7.5m Entire Course



BRISBANE RACING CLUB

Section	Overall	1000m	800m	600m	400m	200m
Section Times	1:13.06 [6] (0:14.75)	0:58.31 [11] (0:11.75)	0:46.56 [11] (0:11.76)	0:34.80 [11] (0:11.53)	0:23.27 [11] (0:11.15)	0:12.12 [10] (0:12.12)
Average Speed [km/h]	49.1	62.3	61.6	62.9	64.6	59.3
Top Speed [km/h]	62.0	63.2	63.3	64.7	66.0	63.4
Avg. Dist. to Rail [m]	7.8	3.4	1.5	1.9	6.8	6.5
Avg. Stride Freq. [Hz]	2.1	2.2	2.2	2.3	2.4	2.3
Avg. Stride Length [m]	6.2	7.6	7.8	7.7	7.6	7.1



- [ ] Ranking at each section and finish
- .-.- No data available at this section
- NA No data available





Horse/Jockey Name	Rocky Rogue
Final Rank	7
Fastest Section Time (Section)	0:11.36 (400m)
Top Speed [km/h] (Section)	65.3 (400m)
Race State	Finished



Eagle Farm QLD Professional

Race 2: XXXX DRY Maiden Handicap - 1200m

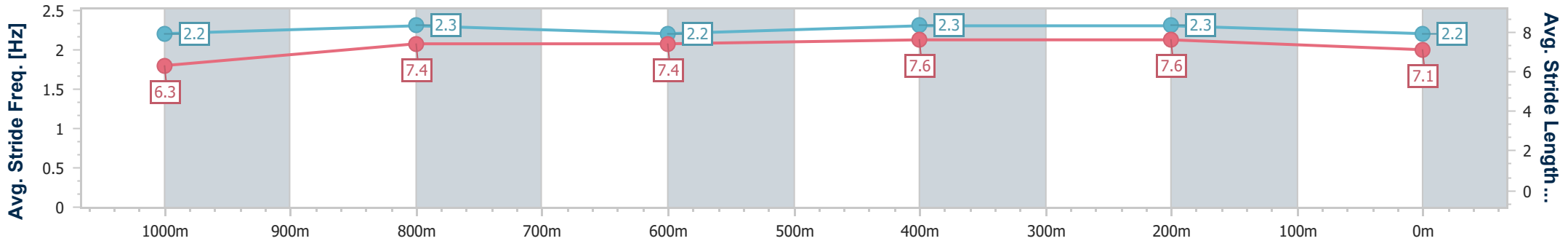
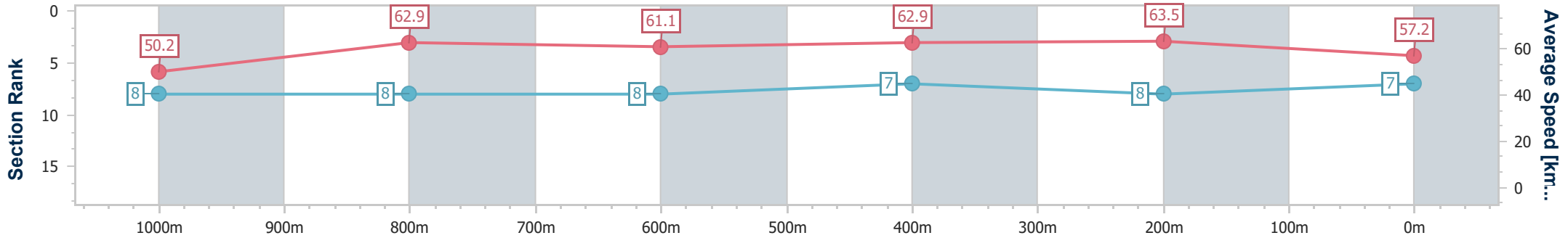
29 March 2023 - 13:35

Track Rating: Good 4, Weather: Overcast, Rail Position: +7.5m  
Entire Course



BRISBANE RACING CLUB

Section	Overall	1000m	800m	600m	400m	200m
Section Times	1:13.27 [7] (0:14.48)	0:58.79 [8] (0:11.54)	0:47.25 [8] (0:11.84)	0:35.41 [8] (0:11.48)	0:23.93 [7] (0:11.36)	0:12.57 [8] (0:12.57)
Average Speed [km/h]	50.2	62.9	61.1	62.9	63.5	57.2
Top Speed [km/h]	64.2	64.7	62.5	65.0	65.3	61.1
Avg. Dist. to Rail [m]	3.6	1.7	0.9	1.1	2.5	3.4
Avg. Stride Freq. [Hz]	2.2	2.3	2.2	2.3	2.3	2.2
Avg. Stride Length [m]	6.3	7.4	7.4	7.6	7.6	7.1



- [ ] Ranking at each section and finish
- .-.- No data available at this section
- NA No data available



Horse/Jockey Name	Silk Sash
Final Rank	8
Fastest Section Time (Section)	0:11.55 (1000m)
Top Speed [km/h] (Section)	64.9 (400m)
Race State	Finished



Eagle Farm QLD Professional

Race 2: XXXX DRY Maiden Handicap - 1200m

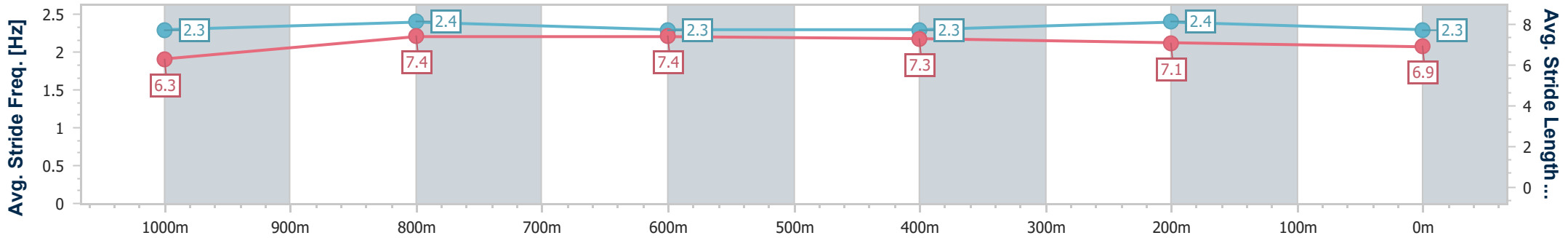
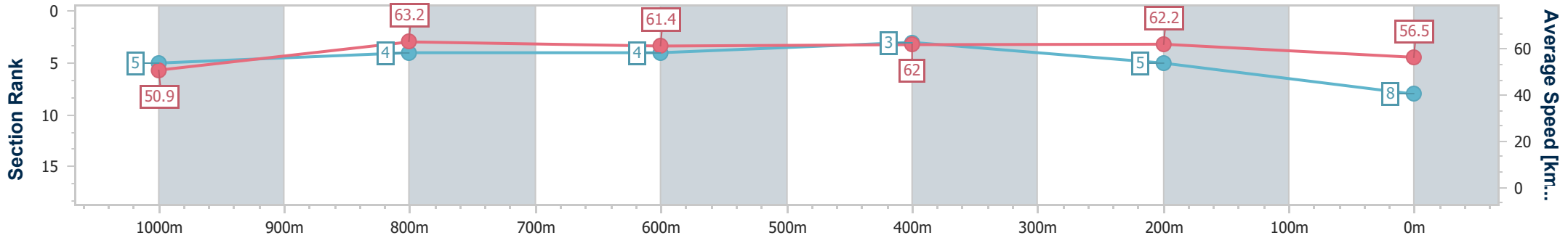
29 March 2023 - 13:35

Track Rating: Good 4, Weather: Overcast, Rail Position: +7.5m Entire Course



BRISBANE RACING CLUB

Section	Overall	1000m	800m	600m	400m	200m
Section Times	1:13.43 [8] (0:14.17)	0:59.26 [5] (0:11.55)	0:47.71 [4] (0:11.67)	0:36.04 [4] (0:11.71)	0:24.33 [3] (0:11.56)	0:12.77 [5] (0:12.77)
Average Speed [km/h]	50.9	63.2	61.4	62.0	62.2	56.5
Top Speed [km/h]	63.8	64.7	63.1	64.4	64.9	59.8
Avg. Dist. to Rail [m]	2.1	2.3	0.5	1.8	3.7	3.7
Avg. Stride Freq. [Hz]	2.3	2.4	2.3	2.3	2.4	2.3
Avg. Stride Length [m]	6.3	7.4	7.4	7.3	7.1	6.9



- [ ] Ranking at each section and finish
- .-.- No data available at this section
- NA No data available



Horse/Jockey Name	Rainwater
Final Rank	9
Fastest Section Time (Section)	0:11.40 (400m)
Top Speed [km/h] (Section)	65.5 (Overall)
Race State	Finished



### Eagle Farm QLD Professional

Race 2: XXXX DRY Maiden Handicap - 1200m

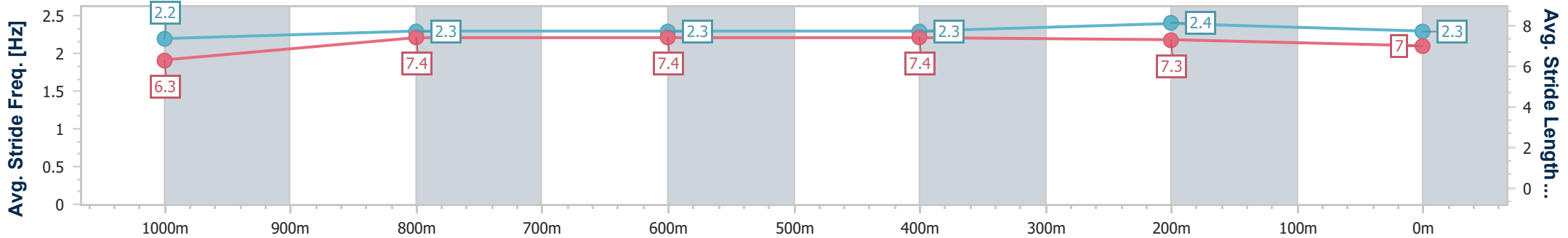
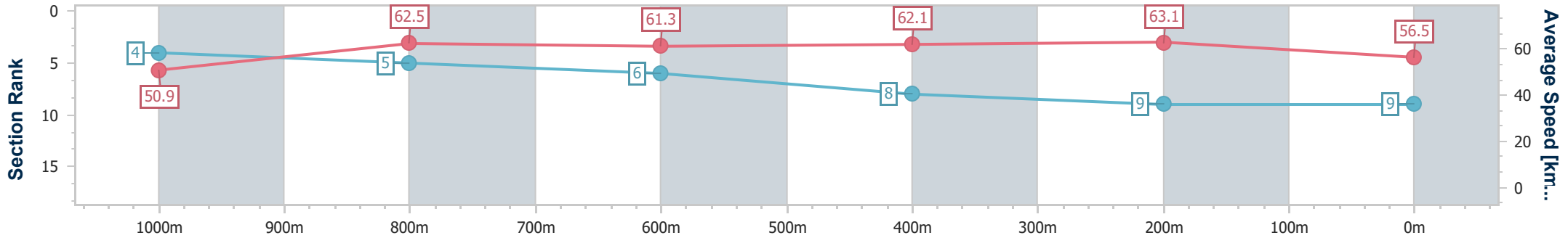
29 March 2023 - 13:35

Track Rating: Good 4, Weather: Overcast, Rail Position: +7.5m Entire Course



BRISBANE RACING CLUB

Section	Overall	1000m	800m	600m	400m	200m
Section Times	1:13.53 [9] (0:14.16)	0:59.37 [4] (0:11.64)	0:47.73 [5] (0:11.85)	0:35.88 [6] (0:11.72)	0:24.16 [8] (0:11.40)	0:12.76 [9] (0:12.76)
Average Speed [km/h]	50.9	62.5	61.3	62.1	63.1	56.5
Top Speed [km/h]	65.5	64.3	63.4	65.1	65.1	60.6
Avg. Dist. to Rail [m]	1.4	1.9	2.2	2.2	1.5	1.1
Avg. Stride Freq. [Hz]	2.2	2.3	2.3	2.3	2.4	2.3
Avg. Stride Length [m]	6.3	7.4	7.4	7.4	7.3	7.0



- [ ] Ranking at each section and finish
- .-.- No data available at this section
- NA No data available



Horse/Jockey Name	Fighting Idol
Final Rank	10
Fastest Section Time (Section)	0:11.57 (1000m)
Top Speed [km/h] (Section)	64.4 (600m)
Race State	Finished



### Eagle Farm QLD Professional

Race 2: XXXX DRY Maiden Handicap - 1200m

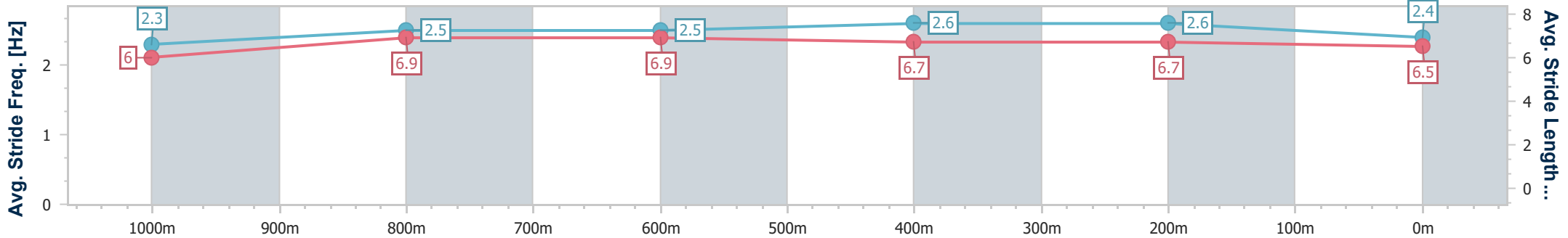
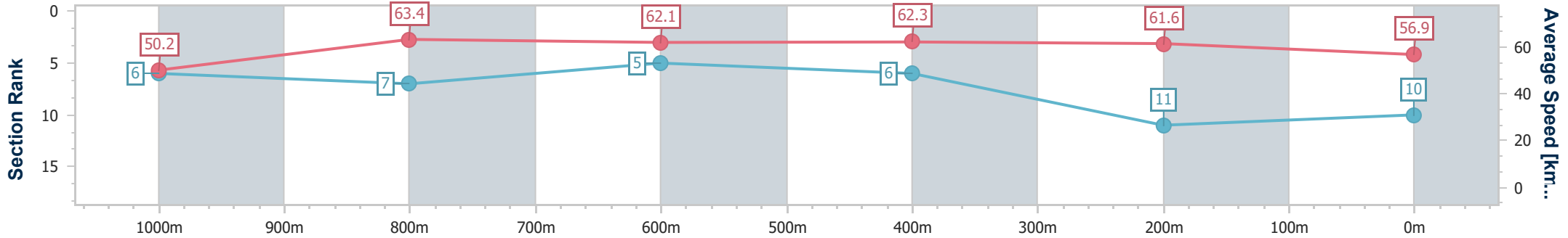
29 March 2023 - 13:35

Track Rating: Good 4, Weather: Overcast, Rail Position: +7.5m  
Entire Course



BRISBANE RACING CLUB

Section	Overall	1000m	800m	600m	400m	200m
Section Times	1:13.66 [10] (0:14.38)	0:59.28 [6] (0:11.57)	0:47.71 [7] (0:11.65)	0:36.06 [5] (0:11.73)	0:24.33 [6] (0:11.68)	0:12.65 [11] (0:12.65)
Average Speed [km/h]	50.2	63.4	62.1	62.3	61.6	56.9
Top Speed [km/h]	63.0	63.8	63.8	64.4	64.0	60.0
Avg. Dist. to Rail [m]	5.3	3.5	1.1	2.8	6.2	4.8
Avg. Stride Freq. [Hz]	2.3	2.5	2.5	2.6	2.6	2.4
Avg. Stride Length [m]	6.0	6.9	6.9	6.7	6.7	6.5



- [ ] Ranking at each section and finish
- .-.- No data available at this section
- NA No data available



Horse/Jockey Name	West Cork
Final Rank	11
Fastest Section Time (Section)	0:11.28 (400m)
Top Speed [km/h] (Section)	65.8 (400m)
Race State	Finished



### Eagle Farm QLD Professional

Race 2: XXXX DRY Maiden Handicap - 1200m

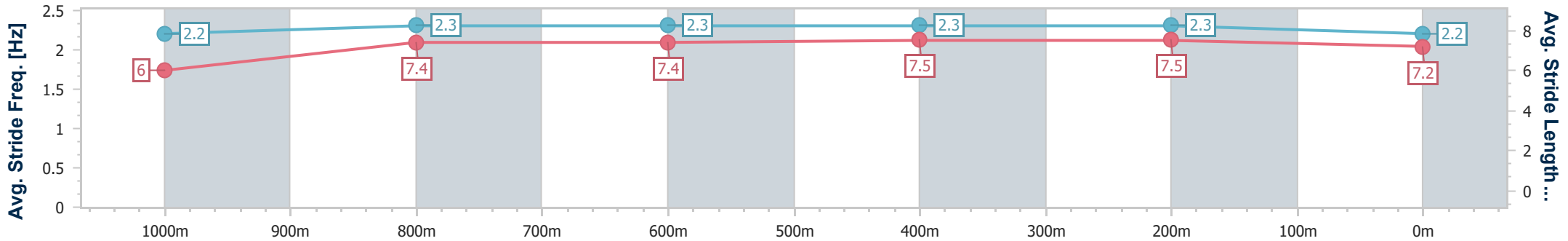
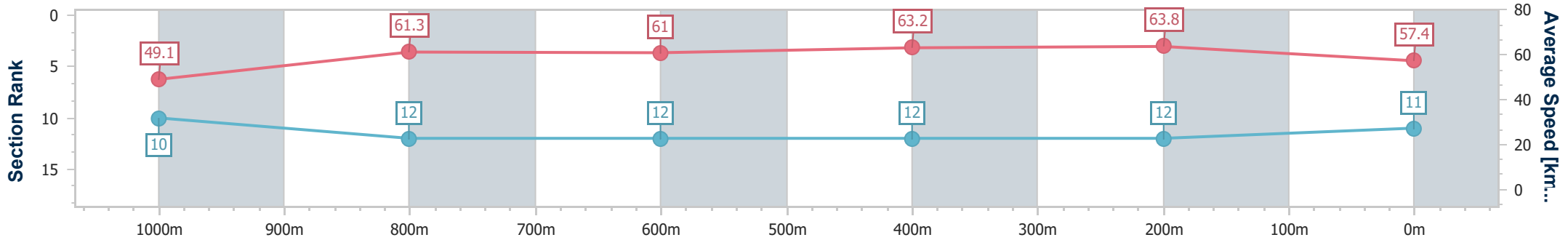
29 March 2023 - 13:35

Track Rating: Good 4, Weather: Overcast, Rail Position: +7.5m Entire Course



BRISBANE RACING CLUB

Section	Overall	1000m	800m	600m	400m	200m
Section Times	1:13.74 [11] (0:14.71)	0:59.03 [10] (0:11.92)	0:47.11 [12] (0:11.88)	0:35.23 [12] (0:11.40)	0:23.83 [12] (0:11.28)	0:12.55 [12] (0:12.55)
Average Speed [km/h]	49.1	61.3	61.0	63.2	63.8	57.4
Top Speed [km/h]	62.3	62.6	62.5	65.7	65.8	61.8
Avg. Dist. to Rail [m]	5.2	2.9	1.4	0.6	1.3	3.0
Avg. Stride Freq. [Hz]	2.2	2.3	2.3	2.3	2.3	2.2
Avg. Stride Length [m]	6.0	7.4	7.4	7.5	7.5	7.2



- [ ] Ranking at each section and finish
- .-.- No data available at this section
- NA No data available



Horse/Jockey Name	Hippeastrum
Final Rank	12
Fastest Section Time (Section)	0:11.40 (1000m)
Top Speed [km/h] (Section)	65.7 (Overall)
Race State	Finished



### Eagle Farm QLD Professional

Race 2: XXXX DRY Maiden Handicap - 1200m

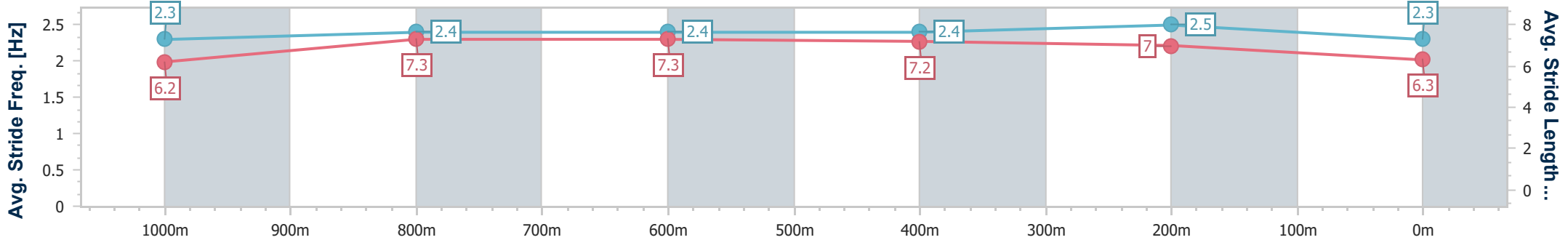
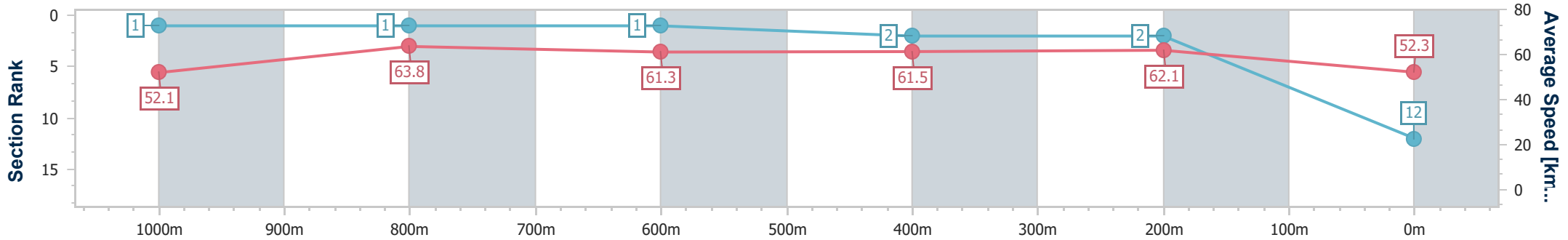
29 March 2023 - 13:35

Track Rating: Good 4, Weather: Overcast, Rail Position: +7.5m  
Entire Course



BRISBANE RACING CLUB

Section	Overall	1000m	800m	600m	400m	200m
Section Times	1:14.37 [12] (0:13.86)	1:00.51 [1] (0:11.40)	0:49.11 [1] (0:11.87)	0:37.24 [1] (0:11.90)	0:25.34 [2] (0:11.60)	0:13.74 [2] (0:13.74)
Average Speed [km/h]	52.1	63.8	61.3	61.5	62.1	52.3
Top Speed [km/h]	65.7	65.5	62.7	63.9	64.1	59.0
Avg. Dist. to Rail [m]	5.2	2.1	2.2	3.4	1.8	0.7
Avg. Stride Freq. [Hz]	2.3	2.4	2.4	2.4	2.5	2.3
Avg. Stride Length [m]	6.2	7.3	7.3	7.2	7.0	6.3



- [ ] Ranking at each section and finish
- .-.- No data available at this section
- NA No data available