



Eagle Farm QLD Professional

Race 8: FAMILY RACEDAY 15 APRIL BENCHMARK 70 Handicap - 1400m

29 March 2023 - 17:05



BRISBANE
RACING CLUB

Track Rating: Soft 5, Weather: Overcast, Rail Position: +7.5m Entire Course

Section							Overall	1200m	1000m	800m	600m	400m	Last 600m
Field Times							1:24.84 (0:14.05)	1:10.79 (0:11.00)	0:59.79 (0:11.93)	0:47.86 (0:12.47)	0:35.39 (0:11.84)	0:23.55 (0:11.40)	0:35.39
Rank	TAB	Horse/Jockey	Barrier	Top Speed [km/h]	Fastest Section								Distance Travelled [m]
1	7	GOOD CHAT Jim Byrne	18	66.4 1200m	0:11.18 1200m	1:24.84 [1] (0:14.09)	1:10.75 [2] (0:11.18)	0:59.57 [2] (0:11.78)	0:47.79 [2] (0:12.40)	0:35.39 [1] (0:11.84)	0:23.55 [1] (0:11.40)	0:35.39	
2	4	GWAN SO Brodie Loy	2	64.7 400m	0:11.26 400m	1:25.11 [2] (0:14.28)	1:10.83 [4] (0:11.37)	0:59.46 [3] (0:11.70)	0:47.76 [3] (0:12.43)	0:35.33 [4] (0:11.83)	0:23.50 [4] (0:11.26)	0:35.33	-12
3	3	BEAN DANCING Melea Castle	4	64.5 400m	0:11.48 1200m	1:25.41 [3] (0:14.41)	1:11.00 [6] (0:11.48)	0:59.52 [5] (0:11.75)	0:47.77 [5] (0:12.09)	0:35.68 [3] (0:11.80)	0:23.88 [3] (0:11.50)	0:35.68	+3
4	5	BUNDYANDCOKE Michael Cahill	7	66.9 1200m	0:11.00 1200m	1:25.70 [4] (0:14.05)	1:11.65 [1] (0:11.00)	1:00.65 [1] (0:11.93)	0:48.72 [1] (0:12.47)	0:36.25 [2] (0:11.90)	0:24.35 [2] (0:11.69)	0:36.25	-1
5	13	HILLCREST AVENUE Angela Jones	1	63.4 1200m	0:11.55 1200m	1:25.73 [5] (0:14.39)	1:11.34 [5] (0:11.55)	0:59.79 [6] (0:11.72)	0:48.07 [6] (0:12.25)	0:35.82 [5] (0:11.84)	0:23.98 [5] (0:11.58)	0:35.82	-4
6	10	ATLANTIC EAGLE Kyle Wilson-Taylor	16	65.6 400m	0:11.25 400m	1:25.84 [6] (0:15.09)	1:10.75 [14] (0:11.62)	0:59.13 [14] (0:11.65)	0:47.48 [14] (0:12.20)	0:35.28 [13] (0:11.71)	0:23.57 [12] (0:11.25)	0:35.28	+0
7	9	ROYAL PERFORMANCE Georgina Cartwright	10	64.2 1000m	0:11.56 1000m	1:26.07 [7] (0:14.78)	1:11.29 [11] (0:11.65)	0:59.64 [12] (0:11.56)	0:48.08 [12] (0:12.22)	0:35.86 [12] (0:11.84)	0:24.02 [11] (0:11.58)	0:35.86	-2
8	11	ASWAAT Mark Du Plessis	3	63.9 400m	0:11.51 400m	1:26.08 [8] (0:14.67)	1:11.41 [10] (0:11.58)	0:59.83 [9] (0:11.61)	0:48.22 [9] (0:12.36)	0:35.86 [11] (0:11.89)	0:23.97 [10] (0:11.51)	0:35.86	-2
9	8	KISS MY MILLO Corey Bayliss	9	64.3 1000m	0:11.47 1200m	1:26.11 [9] (0:14.85)	1:11.26 [12] (0:11.47)	0:59.79 [10] (0:11.62)	0:48.17 [11] (0:12.16)	0:36.01 [8] (0:11.79)	0:24.22 [8] (0:11.57)	0:36.01	+3
10	15	SQUEEZE DIS Cejay Graham	5	63.9 1000m	0:11.52 1200m	1:26.16 [10] (0:14.18)	1:11.98 [3] (0:11.52)	1:00.46 [4] (0:11.78)	0:48.68 [4] (0:12.57)	0:36.11 [7] (0:11.84)	0:24.27 [7] (0:11.59)	0:36.11	-5

Scratched: Bulloo (#12), Nishikori (#17), Think High (#18)

[] Ranking at each section and finish
 -:-:- No data available at this section
 NA No data available

SCN Saddle cloth number
 DNF Did not finish
 DNT Did not track



Eagle Farm QLD Professional

Race 8: FAMILY RACEDAY 15 APRIL BENCHMARK 70 Handicap - 1400m

29 March 2023 - 17:05



BRISBANE
RACING CLUB

Track Rating: Soft 5, Weather: Overcast, Rail Position: +7.5m Entire Course

Section		Overall	1200m	1000m	800m	600m	400m	Last 600m				
Field Times		1:24.84 (0:14.05)	1:10.79 (0:11.00)	0:59.79 (0:11.93)	0:47.86 (0:12.47)	0:35.39 (0:11.84)	0:23.55 (0:11.40)	0:35.39				
Rank	TAB Horse/Jockey	Barrier	Top Speed [km/h]	Fastest Section	Distance Travelled [m]							
11	2 ARCTIC WOLF Justin Stanley	13	63.6 1200m	0:11.50 1200m	1:26.22 [11] (0:14.60)	1:11.62 [8] (0:11.50)	1:00.12 [8] (0:11.71)	0:48.41 [8] (0:12.30)	0:36.11 [9] (0:11.82)	0:24.29 [9] (0:11.67)	0:36.11	-2
12	16 REALITY Marnu Potgieter	17	65.3 400m	0:11.38 400m	1:26.24 [12] (0:15.10)	1:11.14 [15] (0:11.63)	0:59.51 [15] (0:11.83)	0:47.68 [15] (0:12.09)	0:35.59 [15] (0:11.68)	0:23.91 [14] (0:11.38)	0:35.59	+0
13	6 ADONISEA Taylor Marshall	12	65.0 600m	0:11.47 400m	1:26.26 [13] (0:14.86)	1:11.40 [13] (0:11.75)	0:59.65 [13] (0:11.61)	0:48.04 [13] (0:12.34)	0:35.70 [14] (0:11.73)	0:23.97 [13] (0:11.47)	0:35.70	+6
14	1 MIKADO Brooke Stower	8	64.4 1000m	0:11.42 400m	1:26.36 [14] (0:14.67)	1:11.69 [9] (0:11.68)	1:00.01 [11] (0:11.61)	0:48.40 [10] (0:12.24)	0:36.16 [10] (0:12.26)	0:23.90 [15] (0:11.42)	0:36.16	+10
15	14 DOWN THE BARREL Luke Tarrant	6	64.4 1000m	0:11.49 1200m	1:26.40 [15] (0:14.50)	1:11.90 [7] (0:11.49)	1:00.41 [7] (0:11.65)	0:48.76 [7] (0:12.23)	0:36.53 [6] (0:11.82)	0:24.71 [6] (0:11.80)	0:36.53	-1

Scratched: Bulloo (#12), Nishikori (#17), Think High (#18)

[] Ranking at each section and finish
 -:-:- No data available at this section
 NA No data available

SCN Saddle cloth number
 DNF Did not finish
 DNT Did not track



Eagle Farm QLD Professional

Race 8: FAMILY RACEDAY 15 APRIL BENCHMARK 70 Handicap - 1400m

29 March 2023 - 17:05



BRISBANE
RACING CLUB

Track Rating: Soft 5, Weather: Overcast, Rail Position: +7.5m Entire Course

Section							200m			Last 600m
Field Times							0:12.15			0:35.39
						(0:12.15)				
Rank	TAB	Horse/Jockey	Barrier	Top Speed [km/h]	Fastest Section	Margin				Distance Travelled [m]
1	7	GOOD CHAT Jim Byrne	18	66.4 1200m	0:11.18 1200m	0:12.15 [1] (0:12.15)	1:24.84		0:35.39	
2	4	GWAN SO Brodie Loy	2	64.7 400m	0:11.26 400m	0:12.24 [2] (0:12.24)	1.57L		0:35.33	-12
3	3	BEAN DANCING Melea Castle	4	64.5 400m	0:11.48 1200m	0:12.38 [3] (0:12.38)	3.31L		0:35.68	+3
4	5	BUNDYANDCOKE Michael Cahill	7	66.9 1200m	0:11.00 1200m	0:12.66 [4] (0:12.66)	5.08L		0:36.25	-1
5	13	HILLCREST AVENUE Angela Jones	1	63.4 1200m	0:11.55 1200m	0:12.40 [5] (0:12.40)	5.25L		0:35.82	-4
6	10	ATLANTIC EAGLE Kyle Wilson-Taylor	16	65.6 400m	0:11.25 400m	0:12.32 [7] (0:12.32)	5.86L		0:35.28	+0
7	9	ROYAL PERFORMANCE Georgina Cartwright	10	64.2 1000m	0:11.56 1000m	0:12.44 [13] (0:12.44)	7.22L		0:35.86	-2
8	11	ASWAAT Mark Du Plessis	3	63.9 400m	0:11.51 400m	0:12.46 [9] (0:12.46)	7.28L		0:35.86	-2
9	8	KISS MY MILLO Corey Bayliss	9	64.3 1000m	0:11.47 1200m	0:12.65 [8] (0:12.65)	7.46L		0:36.01	+3
10	15	SQUEEZE DIS Cejay Graham	5	63.9 1000m	0:11.52 1200m	0:12.68 [6] (0:12.68)	7.75L		0:36.11	-5

Scratched: Bulloo (#12), Nishikori (#17), Think High (#18)



Eagle Farm QLD Professional

Race 8: FAMILY RACEDAY 15 APRIL BENCHMARK 70 Handicap - 1400m

29 March 2023 - 17:05



BRISBANE
RACING CLUB

Track Rating: Soft 5, Weather: Overcast, Rail Position: +7.5m Entire Course

Section				200m				Last 600m	
Field Times				0:12.15 (0:12.15)				0:35.39	
Rank	TAB Horse/Jockey	Barrier	Top Speed [km/h]	Fastest Section	Margin				Distance Travelled [m]
11	2 ARCTIC WOLF Justin Stanley	13	63.6 1200m	0:11.50 1200m	0:12.62 [11] (0:12.62)	8.09L		0:36.11	-2
12	16 REALITY Marnu Potgieter	17	65.3 400m	0:11.38 400m	0:12.53 [14] (0:12.53)	8.24L		0:35.59	+0
13	6 ADONISEA Taylor Marshall	12	65.0 600m	0:11.47 400m	0:12.50 [12] (0:12.50)	8.34L		0:35.70	+6
14	1 MIKADO Brooke Stower	8	64.4 1000m	0:11.42 400m	0:12.48 [15] (0:12.48)	8.92L		0:36.16	+10
15	14 DOWN THE BARREL Luke Tarrant	6	64.4 1000m	0:11.49 1200m	0:12.91 [10] (0:12.91)	9.18L		0:36.53	-1

Scratched: Bulloo (#12), Nishikori (#17), Think High (#18)



Horse/Jockey Name	Good Chat
Final Rank	1
Fastest Section Time (Section)	0:11.18 (1200m)
Top Speed [km/h] (Section)	66.4 (1200m)
Race State	Finished

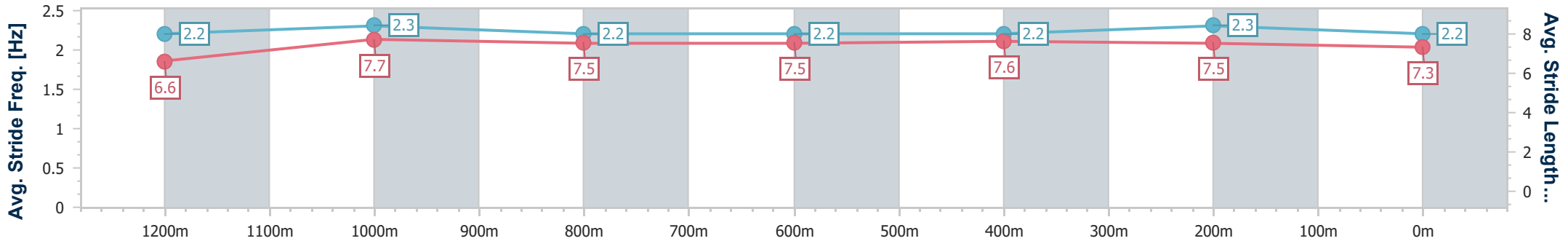
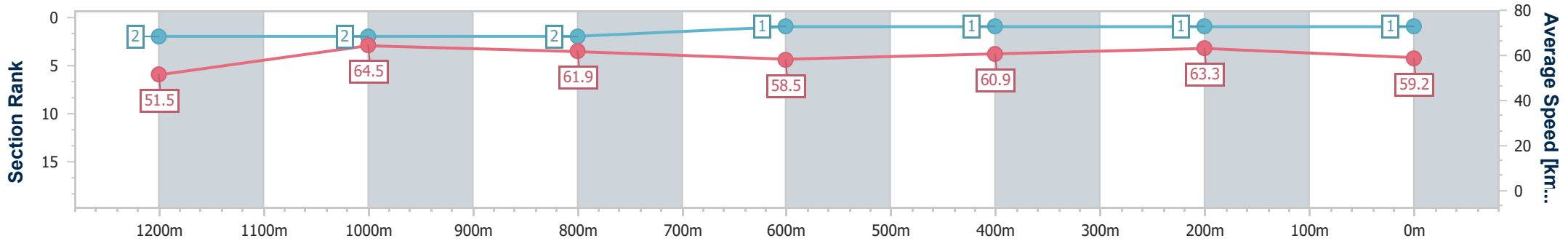


Eagle Farm QLD Professional
 Race 8: FAMILY RACEDAY 15 APRIL BENCHMARK 70
 Handicap - 1400m
 29 March 2023 - 17:05
 Track Rating: Soft 5, Weather: Overcast, Rail Position: +7.5m Entire Course



BRISBANE RACING CLUB

Section	Overall	1200m	1000m	800m	600m	400m	200m
Section Times	1:24.84 [1] (0:14.09)	1:10.75 [2] (0:11.18)	0:59.57 [2] (0:11.78)	0:47.79 [2] (0:12.40)	0:35.39 [1] (0:11.84)	0:23.55 [1] (0:11.40)	0:12.15 [1] (0:12.15)
Average Speed [km/h]	51.5	64.5	61.9	58.5	60.9	63.3	59.2
Top Speed [km/h]	66.1	66.4	63.9	59.7	63.3	63.8	62.1
Avg. Dist. to Rail [m]	10.6	4.1	2.5	2.0	0.4	2.4	3.4
Avg. Stride Freq. [Hz]	2.2	2.3	2.2	2.2	2.2	2.3	2.2
Avg. Stride Length [m]	6.6	7.7	7.5	7.5	7.6	7.5	7.3



- [] Ranking at each section and finish
- .-.- No data available at this section
- NA No data available



Horse/Jockey Name	Gwan So
Final Rank	2
Fastest Section Time (Section)	0:11.26 (400m)
Top Speed [km/h] (Section)	64.7 (400m)
Race State	Finished

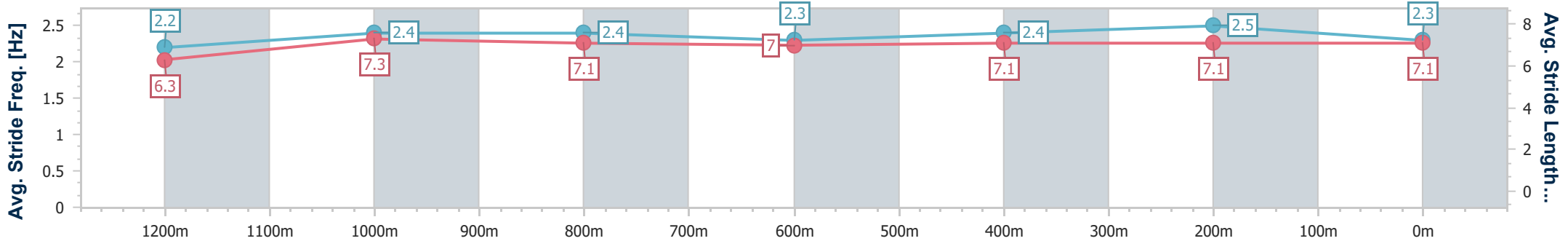
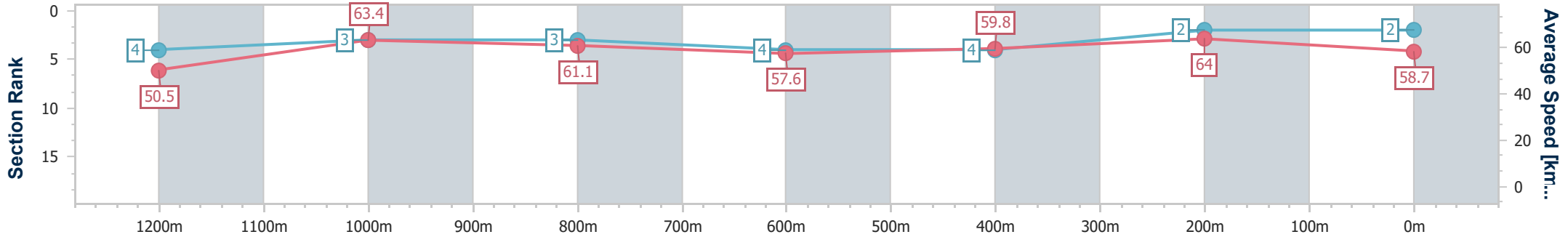


Eagle Farm QLD Professional
 Race 8: FAMILY RACEDAY 15 APRIL BENCHMARK 70
 Handicap - 1400m
 29 March 2023 - 17:05
 Track Rating: Soft 5, Weather: Overcast, Rail Position: +7.5m Entire Course



BRISBANE
 RACING CLUB

Section	Overall	1200m	1000m	800m	600m	400m	200m
Section Times	1:25.11 [2] (0:14.28)	1:10.83 [4] (0:11.37)	0:59.46 [3] (0:11.70)	0:47.76 [3] (0:12.43)	0:35.33 [4] (0:11.83)	0:23.50 [4] (0:11.26)	0:12.24 [2] (0:12.24)
Average Speed [km/h]	50.5	63.4	61.1	57.6	59.8	64.0	58.7
Top Speed [km/h]	62.3	64.6	63.0	58.7	63.4	64.7	63.8
Avg. Dist. to Rail [m]	2.6	0.8	1.4	1.3	3.4	1.1	0.9
Avg. Stride Freq. [Hz]	2.2	2.4	2.4	2.3	2.4	2.5	2.3
Avg. Stride Length [m]	6.3	7.3	7.1	7.0	7.1	7.1	7.1



- [] Ranking at each section and finish
- .-.- No data available at this section
- NA No data available



Horse/Jockey Name	Bean Dancing
Final Rank	3
Fastest Section Time (Section)	0:11.48 (1200m)
Top Speed [km/h] (Section)	64.5 (400m)
Race State	Finished

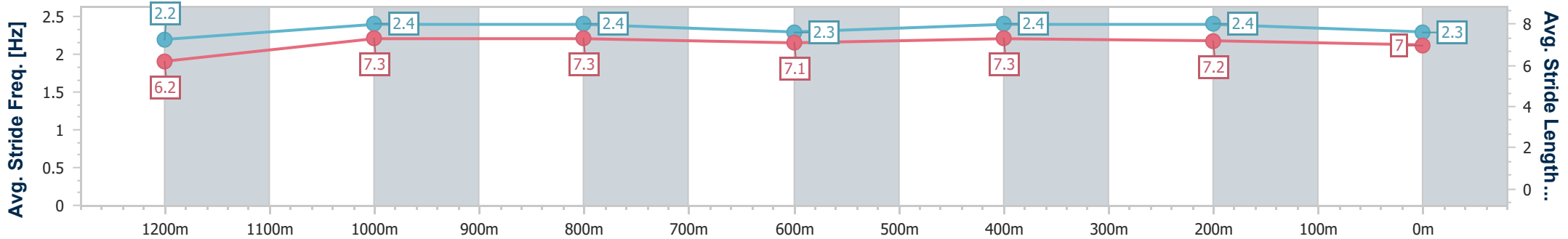
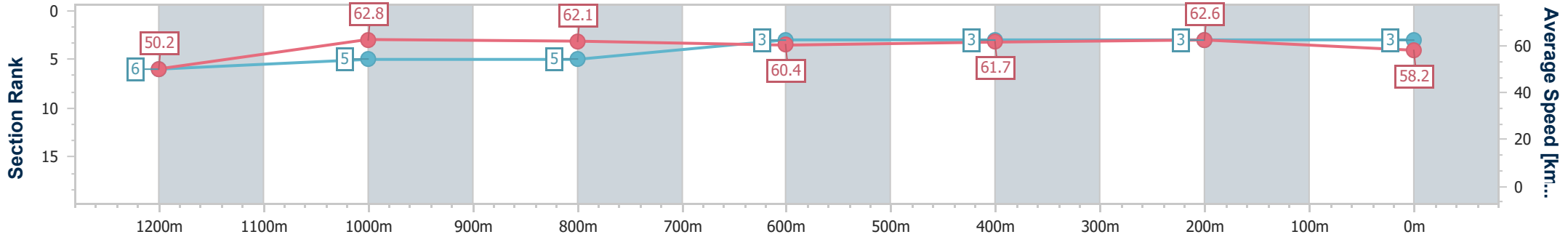


Eagle Farm QLD Professional
 Race 8: FAMILY RACEDAY 15 APRIL BENCHMARK 70
 Handicap - 1400m
 29 March 2023 - 17:05
 Track Rating: Soft 5, Weather: Overcast, Rail Position: +7.5m Entire Course



BRISBANE RACING CLUB

Section	Overall	1200m	1000m	800m	600m	400m	200m
Section Times	1:25.41 [3] (0:14.41)	1:11.00 [6] (0:11.48)	0:59.52 [5] (0:11.75)	0:47.77 [5] (0:12.09)	0:35.68 [3] (0:11.80)	0:23.88 [3] (0:11.50)	0:12.38 [3] (0:12.38)
Average Speed [km/h]	50.2	62.8	62.1	60.4	61.7	62.6	58.2
Top Speed [km/h]	63.8	64.4	63.0	62.6	63.5	64.5	60.2
Avg. Dist. to Rail [m]	3.6	3.7	2.8	2.9	2.0	3.0	1.9
Avg. Stride Freq. [Hz]	2.2	2.4	2.4	2.3	2.4	2.4	2.3
Avg. Stride Length [m]	6.2	7.3	7.3	7.1	7.3	7.2	7.0



- [] Ranking at each section and finish
- .-.- No data available at this section
- NA No data available



Horse/Jockey Name	Bundyandcoke
Final Rank	4
Fastest Section Time (Section)	0:11.00 (1200m)
Top Speed [km/h] (Section)	66.9 (1200m)
Race State	Finished

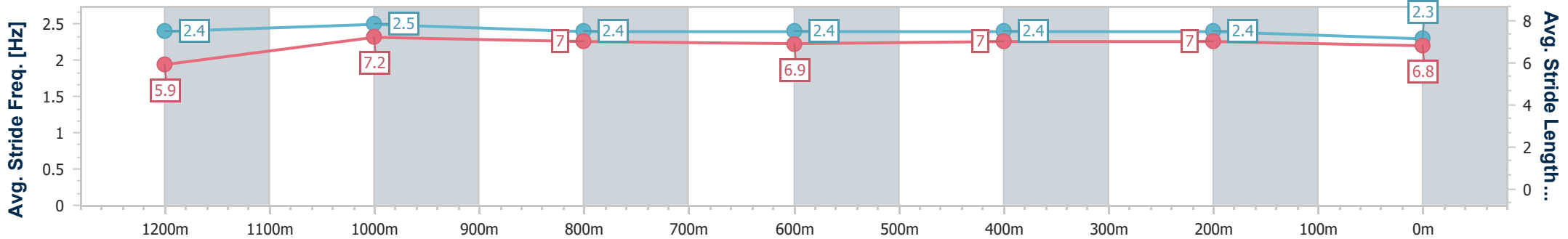
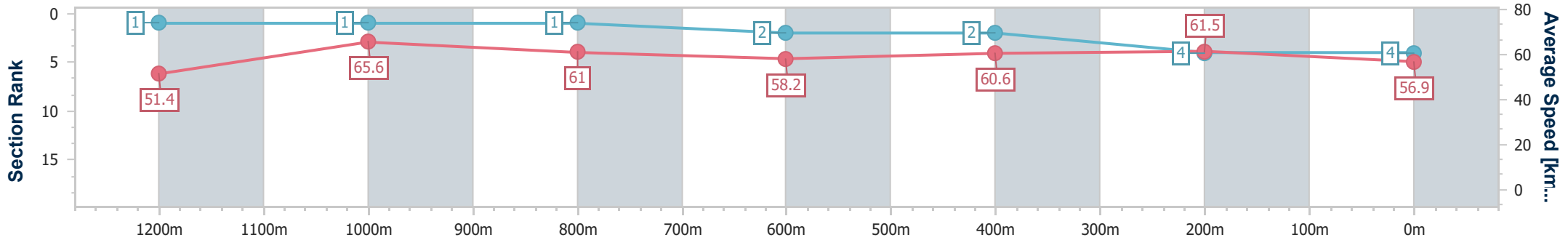


Eagle Farm QLD Professional
 Race 8: FAMILY RACEDAY 15 APRIL BENCHMARK 70
 Handicap - 1400m
 29 March 2023 - 17:05
 Track Rating: Soft 5, Weather: Overcast, Rail Position: +7.5m Entire Course



BRISBANE
 RACING CLUB

Section	Overall	1200m	1000m	800m	600m	400m	200m
Section Times	1:25.70 [4] (0:14.05)	1:11.65 [1] (0:11.00)	1:00.65 [1] (0:11.93)	0:48.72 [1] (0:12.47)	0:36.25 [2] (0:11.90)	0:24.35 [2] (0:11.69)	0:12.66 [4] (0:12.66)
Average Speed [km/h]	51.4	65.6	61.0	58.2	60.6	61.5	56.9
Top Speed [km/h]	66.1	66.9	62.4	59.7	61.4	62.9	60.0
Avg. Dist. to Rail [m]	6.0	2.7	2.0	1.7	0.5	2.9	5.4
Avg. Stride Freq. [Hz]	2.4	2.5	2.4	2.4	2.4	2.4	2.3
Avg. Stride Length [m]	5.9	7.2	7.0	6.9	7.0	7.0	6.8



- [] Ranking at each section and finish
- .-.- No data available at this section
- NA No data available



Horse/Jockey Name	Hillcrest Avenue
Final Rank	5
Fastest Section Time (Section)	0:11.55 (1200m)
Top Speed [km/h] (Section)	63.4 (1200m)
Race State	Finished

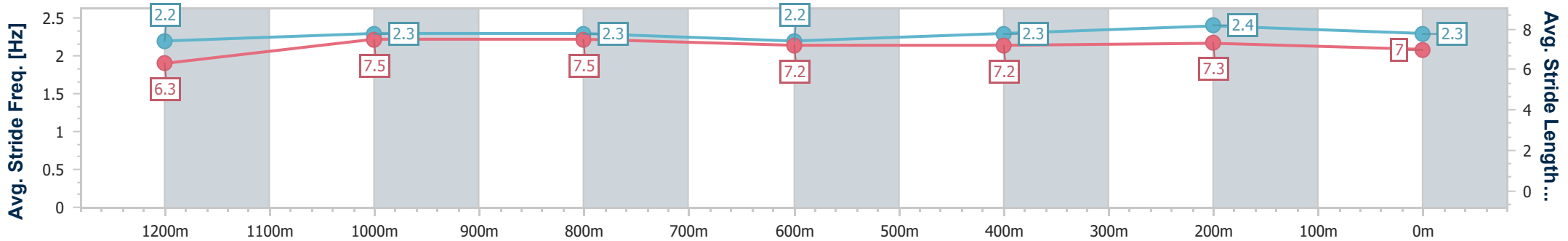
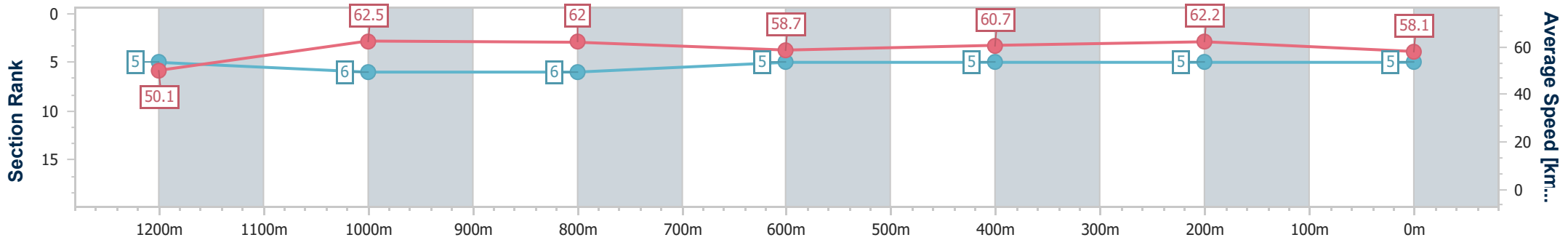


Eagle Farm QLD Professional
 Race 8: FAMILY RACEDAY 15 APRIL BENCHMARK 70
 Handicap - 1400m
 29 March 2023 - 17:05
 Track Rating: Soft 5, Weather: Overcast, Rail Position: +7.5m Entire Course



BRISBANE
 RACING CLUB

Section	Overall	1200m	1000m	800m	600m	400m	200m
Section Times	1:25.73 [5] (0:14.39)	1:11.34 [5] (0:11.55)	0:59.79 [6] (0:11.72)	0:48.07 [6] (0:12.25)	0:35.82 [5] (0:11.84)	0:23.98 [5] (0:11.58)	0:12.40 [5] (0:12.40)
Average Speed [km/h]	50.1	62.5	62.0	58.7	60.7	62.2	58.1
Top Speed [km/h]	61.1	63.4	62.8	61.5	62.1	62.9	61.1
Avg. Dist. to Rail [m]	2.0	2.7	1.8	0.3	0.7	1.6	1.1
Avg. Stride Freq. [Hz]	2.2	2.3	2.3	2.2	2.3	2.4	2.3
Avg. Stride Length [m]	6.3	7.5	7.5	7.2	7.2	7.3	7.0



- [] Ranking at each section and finish
- .-.- No data available at this section
- NA No data available



Horse/Jockey Name	Atlantic Eagle
Final Rank	6
Fastest Section Time (Section)	0:11.25 (400m)
Top Speed [km/h] (Section)	65.6 (400m)
Race State	Finished

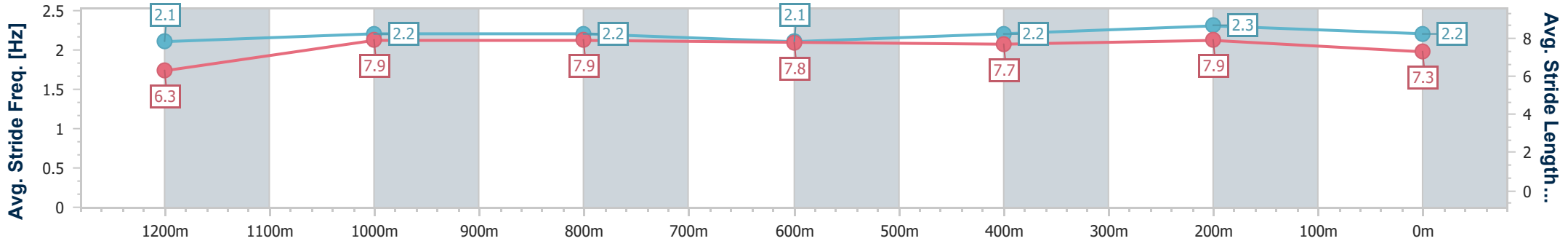
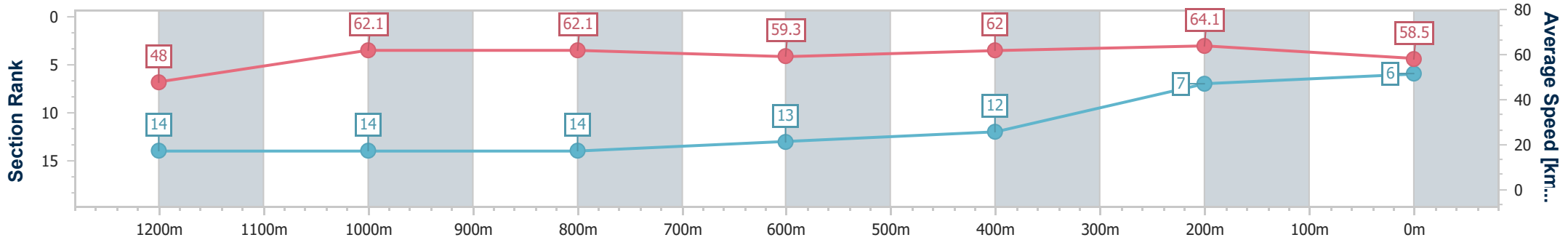


Eagle Farm QLD Professional
 Race 8: FAMILY RACEDAY 15 APRIL BENCHMARK 70
 Handicap - 1400m
 29 March 2023 - 17:05
 Track Rating: Soft 5, Weather: Overcast, Rail Position: +7.5m Entire Course



BRISBANE RACING CLUB

Section	Overall	1200m	1000m	800m	600m	400m	200m
Section Times	1:25.84 [6] (0:15.09)	1:10.75 [14] (0:11.62)	0:59.13 [14] (0:11.65)	0:47.48 [14] (0:12.20)	0:35.28 [13] (0:11.71)	0:23.57 [12] (0:11.25)	0:12.32 [7] (0:12.32)
Average Speed [km/h]	48.0	62.1	62.1	59.3	62.0	64.1	58.5
Top Speed [km/h]	59.3	63.9	63.6	62.7	64.0	65.6	61.5
Avg. Dist. to Rail [m]	9.0	2.3	1.2	1.5	2.0	2.6	2.6
Avg. Stride Freq. [Hz]	2.1	2.2	2.2	2.1	2.2	2.3	2.2
Avg. Stride Length [m]	6.3	7.9	7.9	7.8	7.7	7.9	7.3



- [] Ranking at each section and finish
- .-.- No data available at this section
- NA No data available



Horse/Jockey Name	Royal Performance
Final Rank	7
Fastest Section Time (Section)	0:11.56 (1000m)
Top Speed [km/h] (Section)	64.2 (1000m)
Race State	Finished

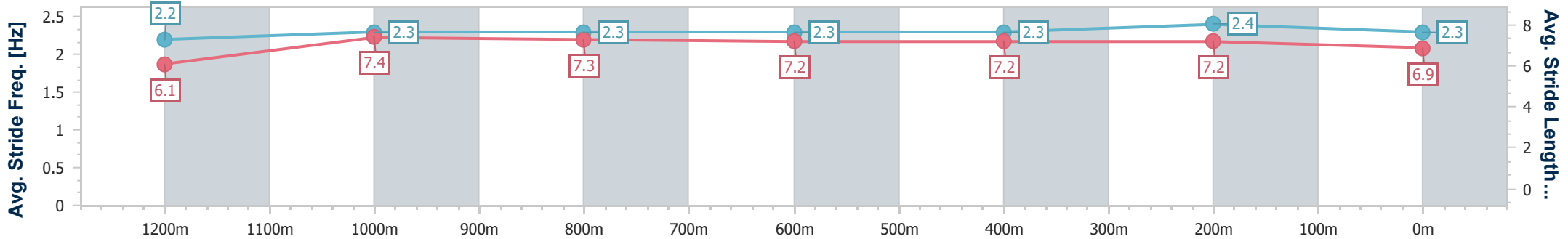
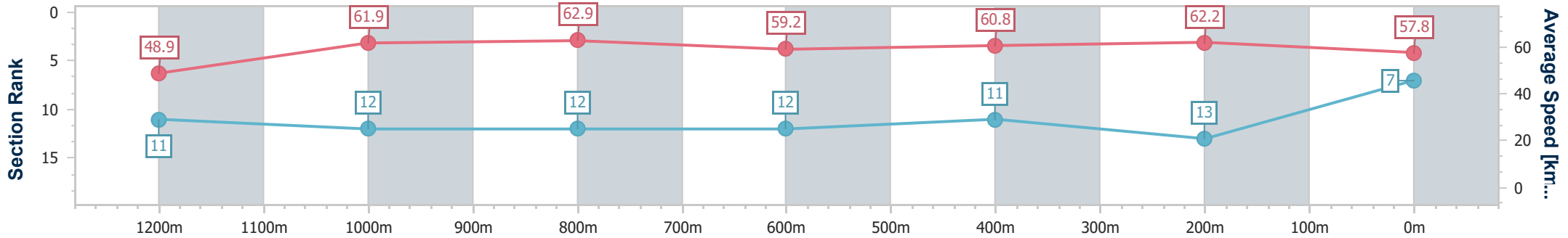


Eagle Farm QLD Professional
 Race 8: FAMILY RACEDAY 15 APRIL BENCHMARK 70
 Handicap - 1400m
 29 March 2023 - 17:05
 Track Rating: Soft 5, Weather: Overcast, Rail Position: +7.5m Entire Course



BRISBANE
 RACING CLUB

Section	Overall	1200m	1000m	800m	600m	400m	200m
Section Times	1:26.07 [7] (0:14.78)	1:11.29 [11] (0:11.65)	0:59.64 [12] (0:11.56)	0:48.08 [12] (0:12.22)	0:35.86 [12] (0:11.84)	0:24.02 [11] (0:11.58)	0:12.44 [13] (0:12.44)
Average Speed [km/h]	48.9	61.9	62.9	59.2	60.8	62.2	57.8
Top Speed [km/h]	61.7	63.0	64.2	62.7	62.8	63.5	60.4
Avg. Dist. to Rail [m]	5.7	2.4	1.9	1.2	0.3	1.4	3.5
Avg. Stride Freq. [Hz]	2.2	2.3	2.3	2.3	2.3	2.4	2.3
Avg. Stride Length [m]	6.1	7.4	7.3	7.2	7.2	7.2	6.9



- [] Ranking at each section and finish
- .-.- No data available at this section
- NA No data available



Horse/Jockey Name	Aswaat
Final Rank	8
Fastest Section Time (Section)	0:11.51 (400m)
Top Speed [km/h] (Section)	63.9 (400m)
Race State	Finished

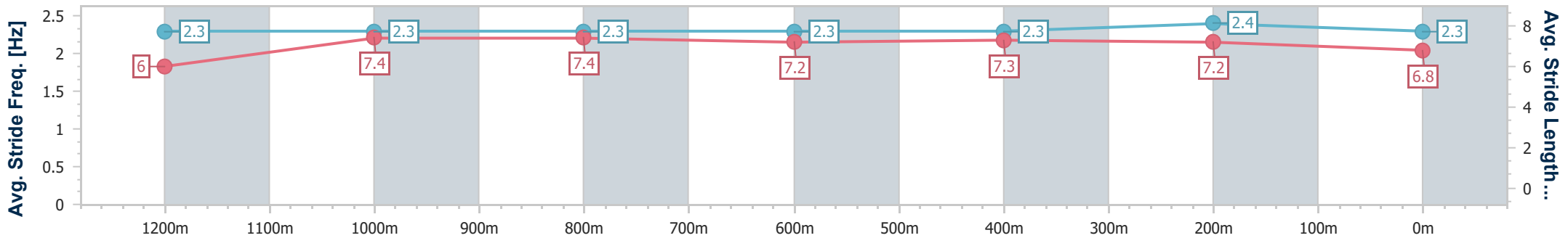
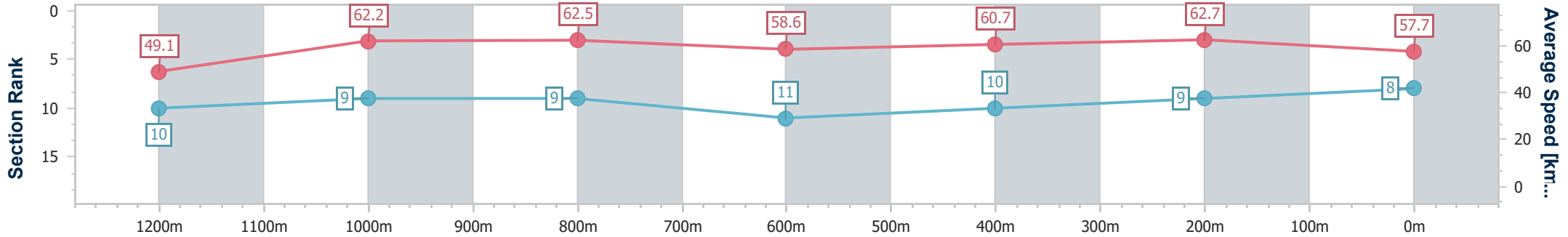


Eagle Farm QLD Professional
 Race 8: FAMILY RACEDAY 15 APRIL BENCHMARK 70
 Handicap - 1400m
 29 March 2023 - 17:05
 Track Rating: Soft 5, Weather: Overcast, Rail Position: +7.5m Entire Course



BRISBANE RACING CLUB

Section	Overall	1200m	1000m	800m	600m	400m	200m
Section Times	1:26.08 [8] (0:14.67)	1:11.41 [10] (0:11.58)	0:59.83 [9] (0:11.61)	0:48.22 [9] (0:12.36)	0:35.86 [11] (0:11.89)	0:23.97 [10] (0:11.51)	0:12.46 [9] (0:12.46)
Average Speed [km/h]	49.1	62.2	62.5	58.6	60.7	62.7	57.7
Top Speed [km/h]	61.7	63.0	63.5	62.2	63.8	63.9	60.9
Avg. Dist. to Rail [m]	2.2	1.3	1.6	1.3	0.7	0.4	0.7
Avg. Stride Freq. [Hz]	2.3	2.3	2.3	2.3	2.3	2.4	2.3
Avg. Stride Length [m]	6.0	7.4	7.4	7.2	7.3	7.2	6.8



- [] Ranking at each section and finish
- .-.- No data available at this section
- NA No data available



Horse/Jockey Name	Kiss My Millo
Final Rank	9
Fastest Section Time (Section)	0:11.47 (1200m)
Top Speed [km/h] (Section)	64.3 (1000m)
Race State	Finished

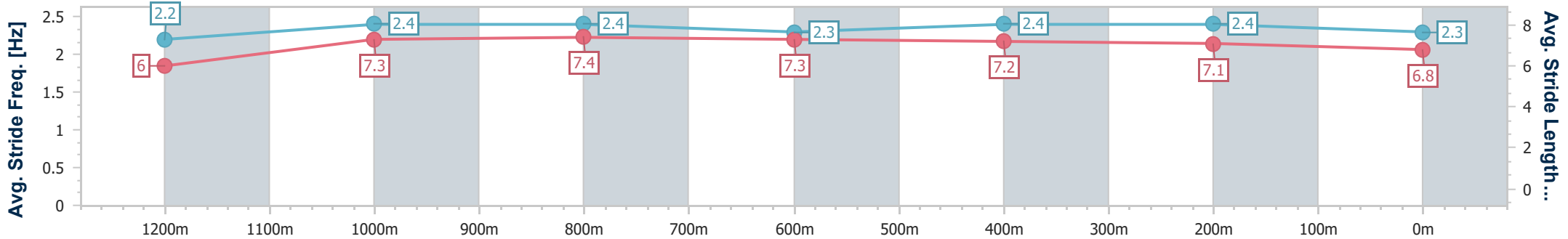
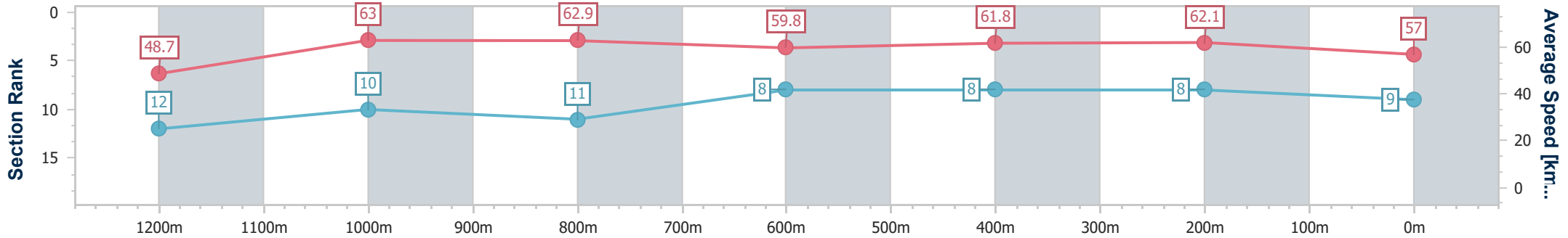


Eagle Farm QLD Professional
 Race 8: FAMILY RACEDAY 15 APRIL BENCHMARK 70
 Handicap - 1400m
 29 March 2023 - 17:05
 Track Rating: Soft 5, Weather: Overcast, Rail Position: +7.5m Entire Course



BRISBANE
 RACING CLUB

Section	Overall	1200m	1000m	800m	600m	400m	200m
Section Times	1:26.11 [9] (0:14.85)	1:11.26 [12] (0:11.47)	0:59.79 [10] (0:11.62)	0:48.17 [11] (0:12.16)	0:36.01 [8] (0:11.79)	0:24.22 [8] (0:11.57)	0:12.65 [8] (0:12.65)
Average Speed [km/h]	48.7	63.0	62.9	59.8	61.8	62.1	57.0
Top Speed [km/h]	61.1	63.8	64.3	62.7	63.3	63.5	60.7
Avg. Dist. to Rail [m]	7.1	3.3	2.8	2.2	2.2	6.9	8.3
Avg. Stride Freq. [Hz]	2.2	2.4	2.4	2.3	2.4	2.4	2.3
Avg. Stride Length [m]	6.0	7.3	7.4	7.3	7.2	7.1	6.8



- [] Ranking at each section and finish
- .-.- No data available at this section
- NA No data available



Horse/Jockey Name	Squeeze Dis
Final Rank	10
Fastest Section Time (Section)	0:11.52 (1200m)
Top Speed [km/h] (Section)	63.9 (1000m)
Race State	Finished

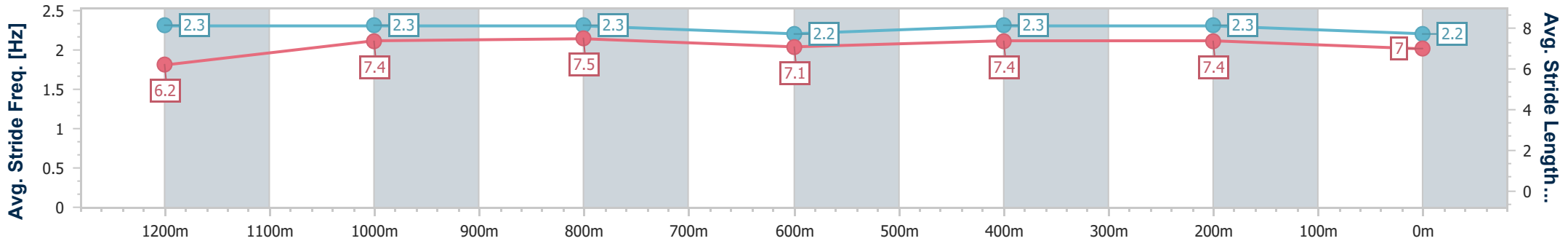
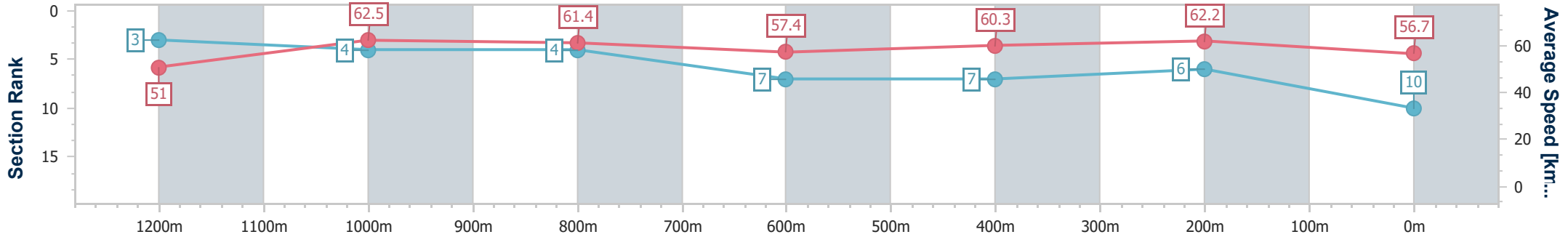


Eagle Farm QLD Professional
 Race 8: FAMILY RACEDAY 15 APRIL BENCHMARK 70
 Handicap - 1400m
 29 March 2023 - 17:05
 Track Rating: Soft 5, Weather: Overcast, Rail Position: +7.5m Entire Course



BRISBANE
 RACING CLUB

Section	Overall	1200m	1000m	800m	600m	400m	200m
Section Times	1:26.16 [10] (0:14.18)	1:11.98 [3] (0:11.52)	1:00.46 [4] (0:11.78)	0:48.68 [4] (0:12.57)	0:36.11 [7] (0:11.84)	0:24.27 [7] (0:11.59)	0:12.68 [6] (0:12.68)
Average Speed [km/h]	51.0	62.5	61.4	57.4	60.3	62.2	56.7
Top Speed [km/h]	63.3	63.7	63.9	59.6	62.1	63.7	60.5
Avg. Dist. to Rail [m]	4.5	2.3	1.1	0.6	1.8	2.8	4.9
Avg. Stride Freq. [Hz]	2.3	2.3	2.3	2.2	2.3	2.3	2.2
Avg. Stride Length [m]	6.2	7.4	7.5	7.1	7.4	7.4	7.0



- [] Ranking at each section and finish
- .-.- No data available at this section
- NA No data available



Horse/Jockey Name	Arctic Wolf
Final Rank	11
Fastest Section Time (Section)	0:11.50 (1200m)
Top Speed [km/h] (Section)	63.6 (1200m)
Race State	Finished

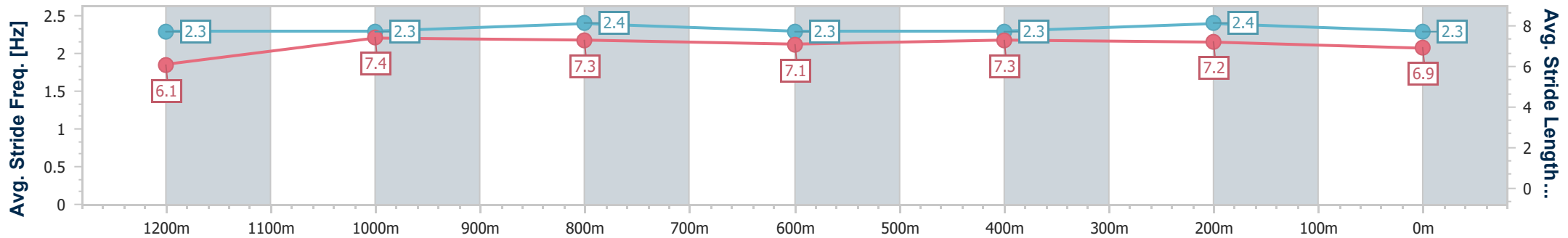
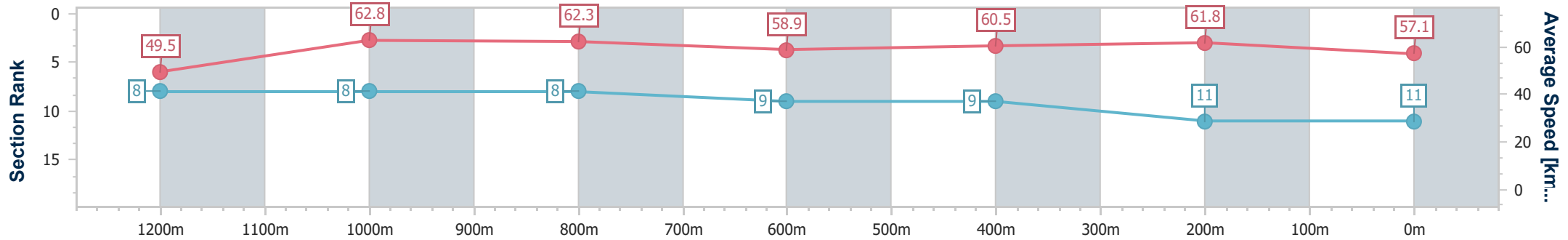


Eagle Farm QLD Professional
 Race 8: FAMILY RACEDAY 15 APRIL BENCHMARK 70
 Handicap - 1400m
 29 March 2023 - 17:05
 Track Rating: Soft 5, Weather: Overcast, Rail Position: +7.5m Entire Course



BRISBANE
 RACING CLUB

Section	Overall	1200m	1000m	800m	600m	400m	200m
Section Times	1:26.22 [11] (0:14.60)	1:11.62 [8] (0:11.50)	1:00.12 [8] (0:11.71)	0:48.41 [8] (0:12.30)	0:36.11 [9] (0:11.82)	0:24.29 [9] (0:11.67)	0:12.62 [11] (0:12.62)
Average Speed [km/h]	49.5	62.8	62.3	58.9	60.5	61.8	57.1
Top Speed [km/h]	62.7	63.6	63.4	62.4	62.9	63.1	60.8
Avg. Dist. to Rail [m]	6.7	2.9	2.7	1.3	1.0	0.9	2.7
Avg. Stride Freq. [Hz]	2.3	2.3	2.4	2.3	2.3	2.4	2.3
Avg. Stride Length [m]	6.1	7.4	7.3	7.1	7.3	7.2	6.9



- [] Ranking at each section and finish
- .-.- No data available at this section
- NA No data available



Horse/Jockey Name	Reality
Final Rank	12
Fastest Section Time (Section)	0:11.38 (400m)
Top Speed [km/h] (Section)	65.3 (400m)
Race State	Finished

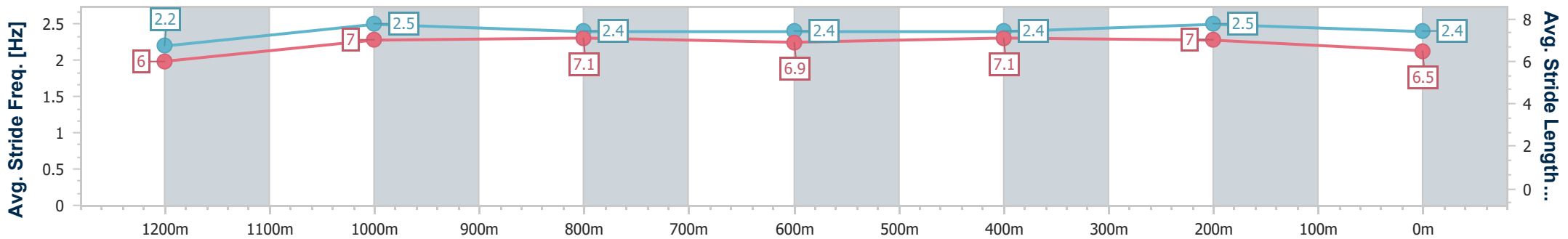
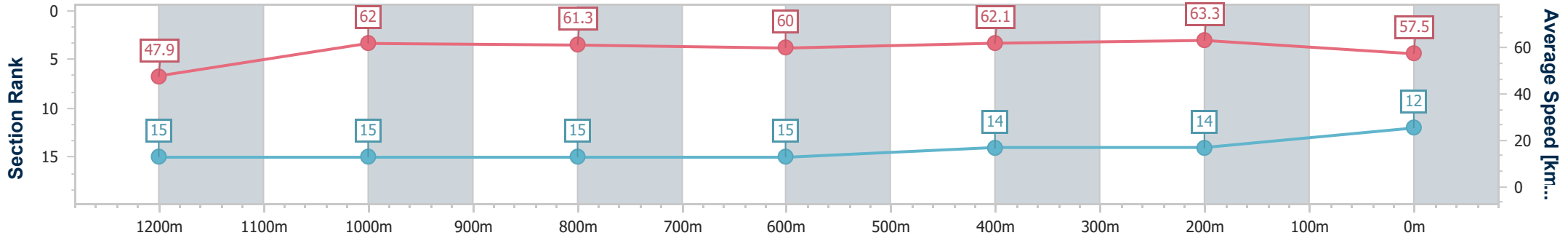


Eagle Farm QLD Professional
 Race 8: FAMILY RACEDAY 15 APRIL BENCHMARK 70
 Handicap - 1400m
 29 March 2023 - 17:05
 Track Rating: Soft 5, Weather: Overcast, Rail Position: +7.5m Entire Course



BRISBANE RACING CLUB

Section	Overall	1200m	1000m	800m	600m	400m	200m
Section Times	1:26.24 [12] (0:15.10)	1:11.14 [15] (0:11.63)	0:59.51 [15] (0:11.83)	0:47.68 [15] (0:12.09)	0:35.59 [15] (0:11.68)	0:23.91 [14] (0:11.38)	0:12.53 [14] (0:12.53)
Average Speed [km/h]	47.9	62.0	61.3	60.0	62.1	63.3	57.5
Top Speed [km/h]	61.5	63.6	62.8	62.9	64.1	65.3	60.3
Avg. Dist. to Rail [m]	8.3	2.0	1.1	1.7	1.5	3.6	4.4
Avg. Stride Freq. [Hz]	2.2	2.5	2.4	2.4	2.4	2.5	2.4
Avg. Stride Length [m]	6.0	7.0	7.1	6.9	7.1	7.0	6.5



- [] Ranking at each section and finish
- .-.- No data available at this section
- NA No data available



Horse/Jockey Name	Adonisea
Final Rank	13
Fastest Section Time (Section)	0:11.47 (400m)
Top Speed [km/h] (Section)	65.0 (600m)
Race State	Finished

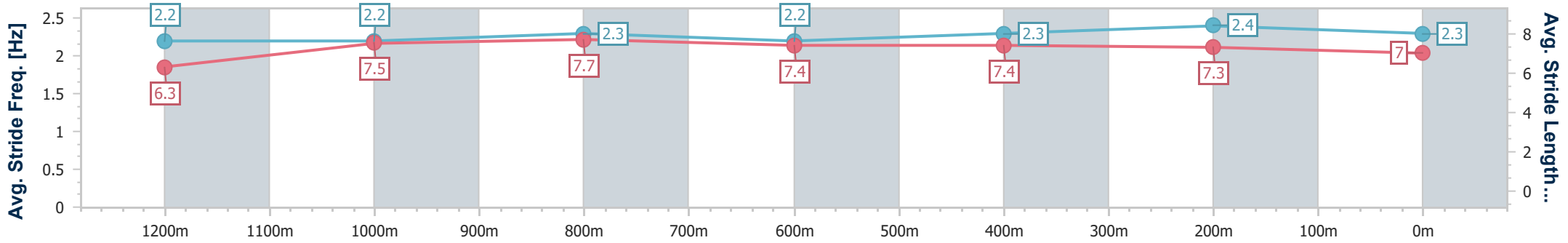
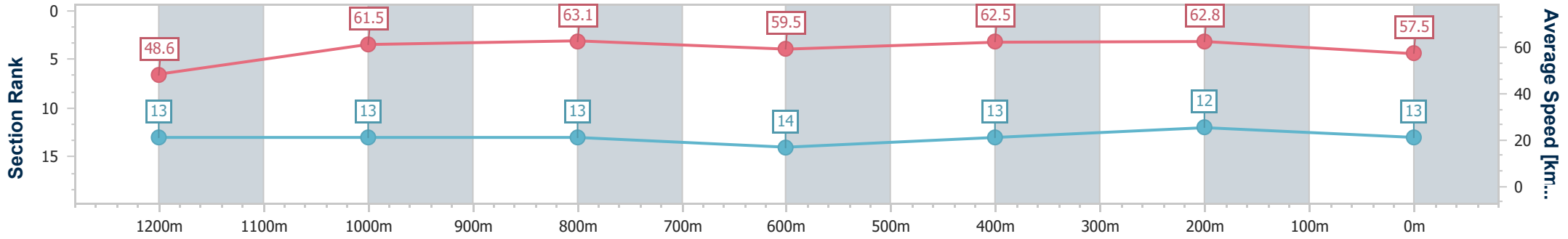


Eagle Farm QLD Professional
 Race 8: FAMILY RACEDAY 15 APRIL BENCHMARK 70
 Handicap - 1400m
 29 March 2023 - 17:05
 Track Rating: Soft 5, Weather: Overcast, Rail Position: +7.5m Entire Course



BRISBANE RACING CLUB

Section	Overall	1200m	1000m	800m	600m	400m	200m
Section Times	1:26.26 [13] (0:14.86)	1:11.40 [13] (0:11.75)	0:59.65 [13] (0:11.61)	0:48.04 [13] (0:12.34)	0:35.70 [14] (0:11.73)	0:23.97 [13] (0:11.47)	0:12.50 [12] (0:12.50)
Average Speed [km/h]	48.6	61.5	63.1	59.5	62.5	62.8	57.5
Top Speed [km/h]	60.3	63.6	64.6	63.4	65.0	64.1	60.4
Avg. Dist. to Rail [m]	7.7	3.3	3.5	4.4	3.6	7.8	8.2
Avg. Stride Freq. [Hz]	2.2	2.2	2.3	2.2	2.3	2.4	2.3
Avg. Stride Length [m]	6.3	7.5	7.7	7.4	7.4	7.3	7.0



- [] Ranking at each section and finish
- .-.- No data available at this section
- NA No data available



Horse/Jockey Name	Mikado
Final Rank	14
Fastest Section Time (Section)	0:11.42 (400m)
Top Speed [km/h] (Section)	64.4 (1000m)
Race State	Finished

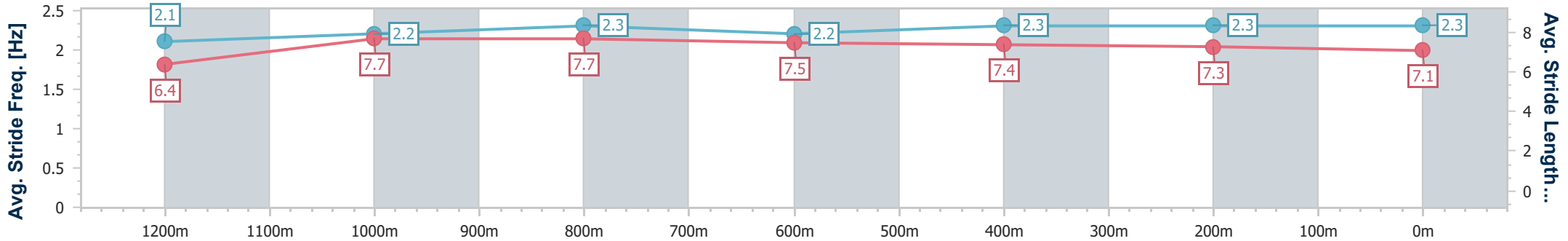
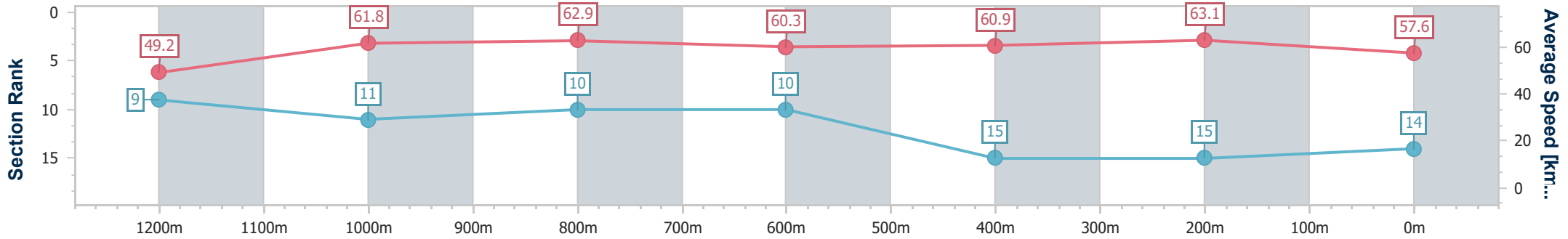


Eagle Farm QLD Professional
 Race 8: FAMILY RACEDAY 15 APRIL BENCHMARK 70
 Handicap - 1400m
 29 March 2023 - 17:05
 Track Rating: Soft 5, Weather: Overcast, Rail Position: +7.5m Entire Course



BRISBANE
 RACING CLUB

Section	Overall	1200m	1000m	800m	600m	400m	200m
Section Times	1:26.36 [14] (0:14.67)	1:11.69 [9] (0:11.68)	1:00.01 [11] (0:11.61)	0:48.40 [10] (0:12.24)	0:36.16 [10] (0:12.26)	0:23.90 [15] (0:11.42)	0:12.48 [15] (0:12.48)
Average Speed [km/h]	49.2	61.8	62.9	60.3	60.9	63.1	57.6
Top Speed [km/h]	60.6	63.2	64.4	62.9	62.3	63.8	62.9
Avg. Dist. to Rail [m]	6.5	3.5	3.2	5.2	7.3	10.7	7.4
Avg. Stride Freq. [Hz]	2.1	2.2	2.3	2.2	2.3	2.3	2.3
Avg. Stride Length [m]	6.4	7.7	7.7	7.5	7.4	7.3	7.1



- [] Ranking at each section and finish
- .-.- No data available at this section
- NA No data available



Horse/Jockey Name	Down The Barrel
Final Rank	15
Fastest Section Time (Section)	0:11.49 (1200m)
Top Speed [km/h] (Section)	64.4 (1000m)
Race State	Finished

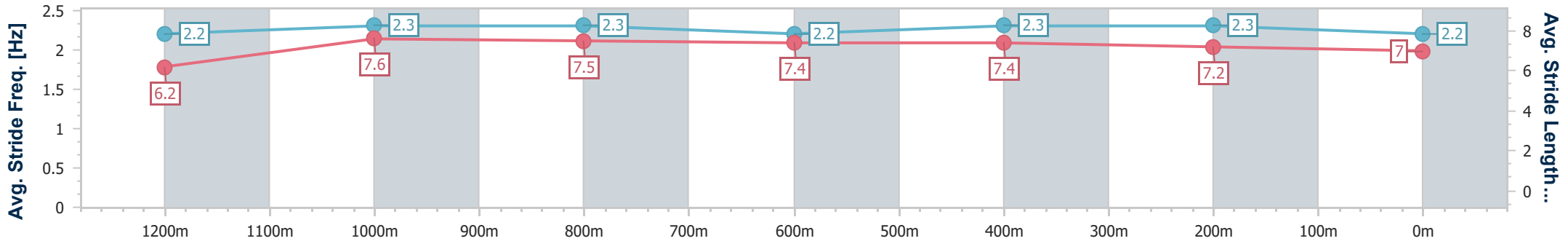
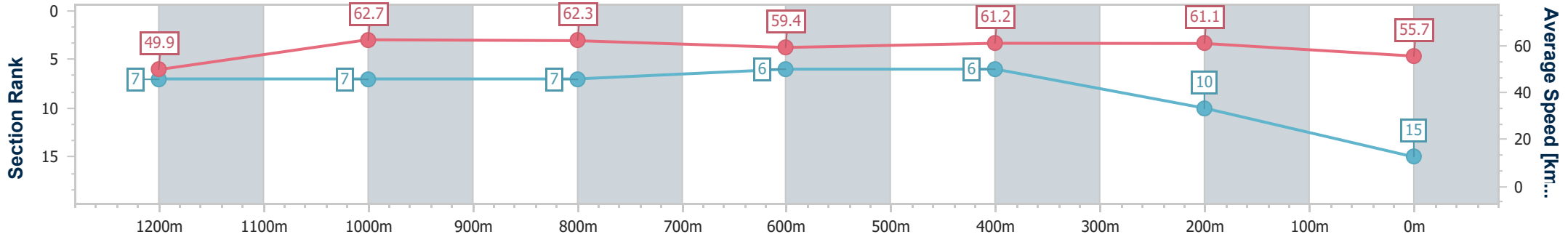


Eagle Farm QLD Professional
 Race 8: FAMILY RACEDAY 15 APRIL BENCHMARK 70
 Handicap - 1400m
 29 March 2023 - 17:05
 Track Rating: Soft 5, Weather: Overcast, Rail Position: +7.5m Entire Course



BRISBANE
 RACING CLUB

Section	Overall	1200m	1000m	800m	600m	400m	200m
Section Times	1:26.40 [15] (0:14.50)	1:11.90 [7] (0:11.49)	1:00.41 [7] (0:11.65)	0:48.76 [7] (0:12.23)	0:36.53 [6] (0:11.82)	0:24.71 [6] (0:11.80)	0:12.91 [10] (0:12.91)
Average Speed [km/h]	49.9	62.7	62.3	59.4	61.2	61.1	55.7
Top Speed [km/h]	61.2	64.3	64.4	61.9	63.3	63.2	59.3
Avg. Dist. to Rail [m]	4.7	3.4	1.7	1.4	1.1	4.2	4.8
Avg. Stride Freq. [Hz]	2.2	2.3	2.3	2.2	2.3	2.3	2.2
Avg. Stride Length [m]	6.2	7.6	7.5	7.4	7.4	7.2	7.0



- [] Ranking at each section and finish
- .-.- No data available at this section
- NA No data available