



Doomben QLD Professional

Race 2: FAMILY RACEDAY 15 APRIL BENCHMARK 90 Handicap - 2200m

01 April 2023 - 12:28



BRISBANE
RACING CLUB

Track Rating: Soft 7, Weather: Overcast, Rail Position: +3.5m Entire Course

Section	Field Times	Overall	2000m	1800m	1600m	1400m	1200m	1000m	Last 600m				
		2:15.12 (0:12.80)	2:02.32 (0:11.04)	1:51.28 (0:12.42)	1:38.86 (0:12.80)	1:26.06 (0:12.92)	1:13.14 (0:12.18)	1:00.96 (0:12.26)	0:36.58				
Rank	TAB Horse/Jockey	Barrier	Top Speed [km/h]	Fastest Section						Distance Travelled [m]			
1	1 FAST TALKING Kyle Wilson-Taylor	4	65.9 2000m	0:11.31 2000m	2:15.12 [1] (0:12.93)	2:02.19 [2] (0:11.31)	1:50.88 [3] (0:12.62)	1:38.26 [4] (0:12.78)	1:25.48 [4] (0:12.84)	1:12.64 [4] (0:12.24)	1:00.40 [4] (0:12.12)	0:36.17	
2	5 SOUTHERN STOCK Mark Du Plessis	5	65.5 2000m	0:11.12 2000m	2:15.22 [2] (0:12.94)	2:02.28 [3] (0:11.12)	1:51.16 [2] (0:12.31)	1:38.85 [2] (0:12.90)	1:25.95 [2] (0:12.95)	1:13.00 [2] (0:12.23)	1:00.77 [2] (0:12.19)	0:36.50	+0
3	4 WARP SPEED Michael Cahill	1	66.1 2000m	0:11.14 2000m	2:15.22 [3] (0:13.17)	2:02.05 [4] (0:11.14)	1:50.91 [4] (0:12.38)	1:38.53 [3] (0:12.84)	1:25.69 [3] (0:12.89)	1:12.80 [3] (0:12.24)	1:00.56 [3] (0:12.16)	0:36.31	-5
4	6 SCARLET TUFTY Angela Jones	6	66.2 2000m	0:11.04 2000m	2:15.50 [4] (0:12.80)	2:02.70 [1] (0:11.04)	1:51.66 [1] (0:12.42)	1:39.24 [1] (0:12.80)	1:26.44 [1] (0:12.92)	1:13.52 [1] (0:12.18)	1:01.34 [1] (0:12.26)	0:36.96	-6
5	3 MUBARIZ James Orman	3	65.4 2000m	0:11.28 2000m	2:15.59 [5] (0:13.23)	2:02.36 [5] (0:11.28)	1:51.08 [5] (0:12.40)	1:38.68 [5] (0:12.82)	1:25.86 [5] (0:12.93)	1:12.93 [5] (0:12.26)	1:00.67 [5] (0:12.15)	0:36.31	-3
6	2 BARADE Brodie Loy	2	65.9 2000m	0:10.99 2000m	2:17.18 [6] (0:13.74)	2:03.44 [6] (0:10.99)	1:52.45 [6] (0:12.31)	1:40.14 [6] (0:12.76)	1:27.38 [6] (0:12.88)	1:14.50 [6] (0:12.25)	1:02.25 [6] (0:11.86)	0:38.20	+1



Doomben QLD Professional

Race 2: FAMILY RACEDAY 15 APRIL BENCHMARK 90 Handicap - 2200m

01 April 2023 - 12:28



BRISBANE
RACING CLUB

Track Rating: Soft 7, Weather: Overcast, Rail Position: +3.5m Entire Course

Section				800m	600m	400m	200m	Last 600m			
Field Times				0:48.70 (0:12.12)	0:36.58 (0:12.10)	0:24.48 (0:12.10)	0:12.38 (0:12.38)	0:36.58			
Rank	TAB Horse/Jockey	Barrier	Top Speed [km/h]	Fastest Section					Margin	Distance Travelled [m]	
1	1 FAST TALKING Kyle Wilson-Taylor	4	65.9 2000m	0:11.31 2000m	0:48.28 [4] (0:12.11)	0:36.17 [4] (0:12.08)	0:24.09 [4] (0:11.74)	0:12.35 [2] (0:12.35)	2:15.12	0:36.17	
2	5 SOUTHERN STOCK Mark Du Plessis	5	65.5 2000m	0:11.12 2000m	0:48.58 [2] (0:12.08)	0:36.50 [2] (0:12.12)	0:24.38 [2] (0:11.90)	0:12.48 [4] (0:12.48)	0.57L	0:36.50 +0	
3	4 WARP SPEED Michael Cahill	1	66.1 2000m	0:11.14 2000m	0:48.40 [3] (0:12.09)	0:36.31 [3] (0:12.03)	0:24.28 [3] (0:11.80)	0:12.48 [1] (0:12.48)	0.59L	0:36.31 -5	
4	6 SCARLET TUFTY Angela Jones	6	66.2 2000m	0:11.04 2000m	0:49.08 [1] (0:12.12)	0:36.96 [1] (0:12.10)	0:24.86 [1] (0:12.13)	0:12.73 [3] (0:12.73)	2.24L	0:36.96 -6	
5	3 MUBARIZ James Orman	3	65.4 2000m	0:11.28 2000m	0:48.52 [6] (0:12.21)	0:36.31 [6] (0:11.84)	0:24.47 [5] (0:11.96)	0:12.51 [5] (0:12.51)	2.74L	0:36.31 -3	
6	2 BARADE Brodie Loy	2	65.9 2000m	0:10.99 2000m	0:50.39 [5] (0:12.19)	0:38.20 [5] (0:12.24)	0:25.96 [6] (0:12.46)	0:13.50 [6] (0:13.50)	12.12L	0:38.20 +1	



Horse/Jockey Name	Fast Talking
Final Rank	1
Fastest Section Time (Section)	0:11.31 (2000m)
Top Speed [km/h] (Section)	65.9 (2000m)
Race State	Finished

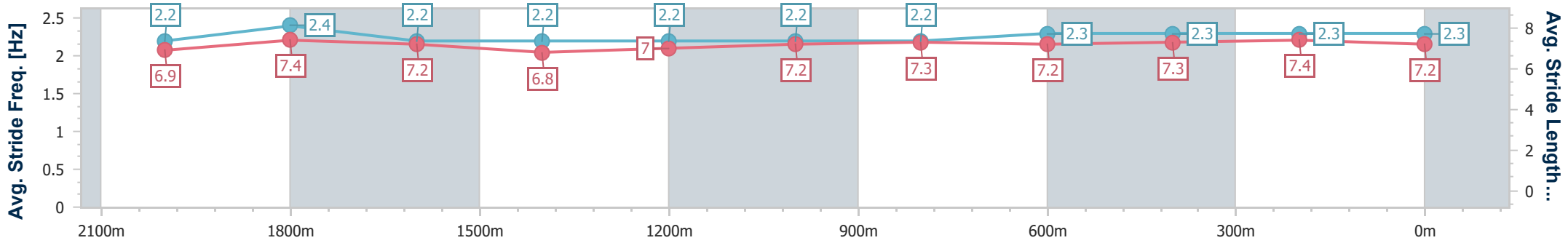
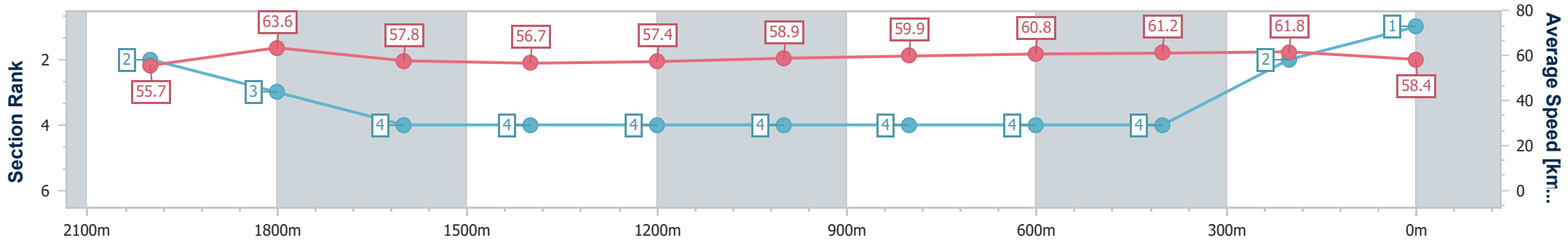


Doomben QLD Professional
Race 2: FAMILY RACEDAY 15 APRIL BENCHMARK 90
 Handicap - 2200m
 01 April 2023 - 12:28
 Track Rating: Soft 7, Weather: Overcast, Rail Position: +3.5m Entire Course



BRISBANE
RACING CLUB

Section	Overall	2000m	1800m	1600m	1400m	1200m	1000m	800m	600m	400m	200m
Section Times	2:15.12 [1] (0:12.93)	2:02.19 [2] (0:11.31)	1:50.88 [3] (0:12.62)	1:38.26 [4] (0:12.78)	1:25.48 [4] (0:12.84)	1:12.64 [4] (0:12.24)	1:00.40 [4] (0:12.12)	0:48.28 [4] (0:12.11)	0:36.17 [4] (0:12.08)	0:24.09 [4] (0:11.74)	0:12.35 [2] (0:12.35)
Average Speed [km/h]	55.7	63.6	57.8	56.7	57.4	58.9	59.9	60.8	61.2	61.8	58.4
Top Speed [km/h]	65.9	65.9	61.4	57.4	58.0	59.7	60.6	62.3	62.2	62.7	61.8
Avg. Dist. to Rail [m]	5.8	3.0	2.2	2.6	3.3	4.5	4.5	4.3	4.4	5.1	6.2
Avg. Stride Freq. [Hz]	2.2	2.4	2.2	2.2	2.2	2.2	2.2	2.3	2.3	2.3	2.3
Avg. Stride Length [m]	6.9	7.4	7.2	6.8	7.0	7.2	7.3	7.2	7.3	7.4	7.2



- [] Ranking at each section and finish
- .-.- No data available at this section
- NA No data available



Horse/Jockey Name	Southern Stock
Final Rank	2
Fastest Section Time (Section)	0:11.12 (2000m)
Top Speed [km/h] (Section)	65.5 (2000m)
Race State	Finished

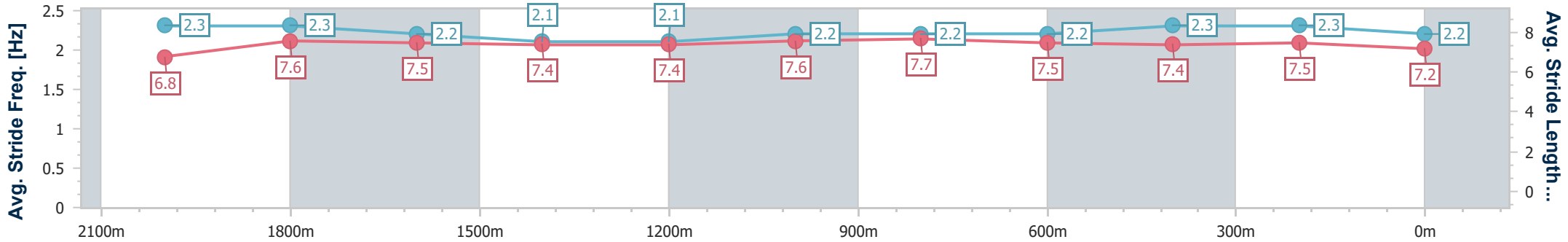
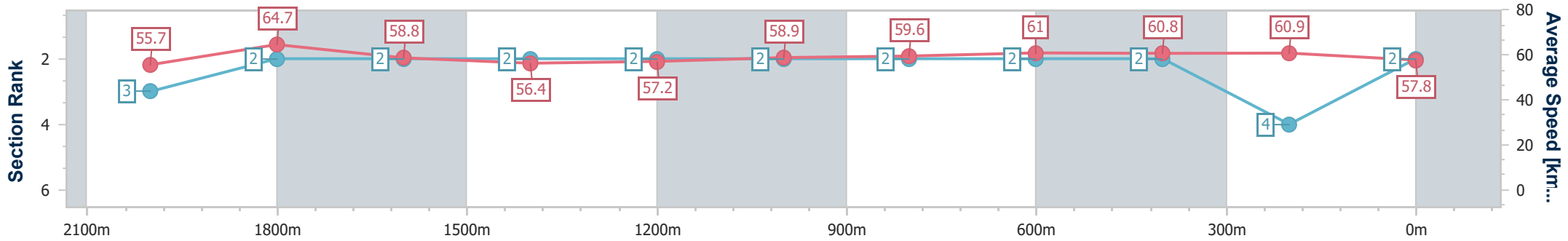


Doomben QLD Professional
Race 2: FAMILY RACEDAY 15 APRIL BENCHMARK 90
 Handicap - 2200m
 01 April 2023 - 12:28
 Track Rating: Soft 7, Weather: Overcast, Rail Position: +3.5m Entire Course



BRISBANE
RACING CLUB

Section	Overall	2000m	1800m	1600m	1400m	1200m	1000m	800m	600m	400m	200m
Section Times	2:15.22 [2] (0:12.94)	2:02.28 [3] (0:11.12)	1:51.16 [2] (0:12.31)	1:38.85 [2] (0:12.90)	1:25.95 [2] (0:12.95)	1:13.00 [2] (0:12.23)	1:00.77 [2] (0:12.19)	0:48.58 [2] (0:12.08)	0:36.50 [2] (0:12.12)	0:24.38 [2] (0:11.90)	0:12.48 [4] (0:12.48)
Average Speed [km/h]	55.7	64.7	58.8	56.4	57.2	58.9	59.6	61.0	60.8	60.9	57.8
Top Speed [km/h]	65.2	65.5	61.4	57.1	57.8	59.8	60.5	62.1	62.0	62.1	60.2
Avg. Dist. to Rail [m]	6.3	2.8	1.3	3.0	4.1	4.6	3.9	4.4	4.2	3.9	3.3
Avg. Stride Freq. [Hz]	2.3	2.3	2.2	2.1	2.1	2.2	2.2	2.2	2.3	2.3	2.2
Avg. Stride Length [m]	6.8	7.6	7.5	7.4	7.4	7.6	7.7	7.5	7.4	7.5	7.2



- [] Ranking at each section and finish
- .-.- No data available at this section
- NA No data available



Horse/Jockey Name	Warp Speed
Final Rank	3
Fastest Section Time (Section)	0:11.14 (2000m)
Top Speed [km/h] (Section)	66.1 (2000m)
Race State	Finished

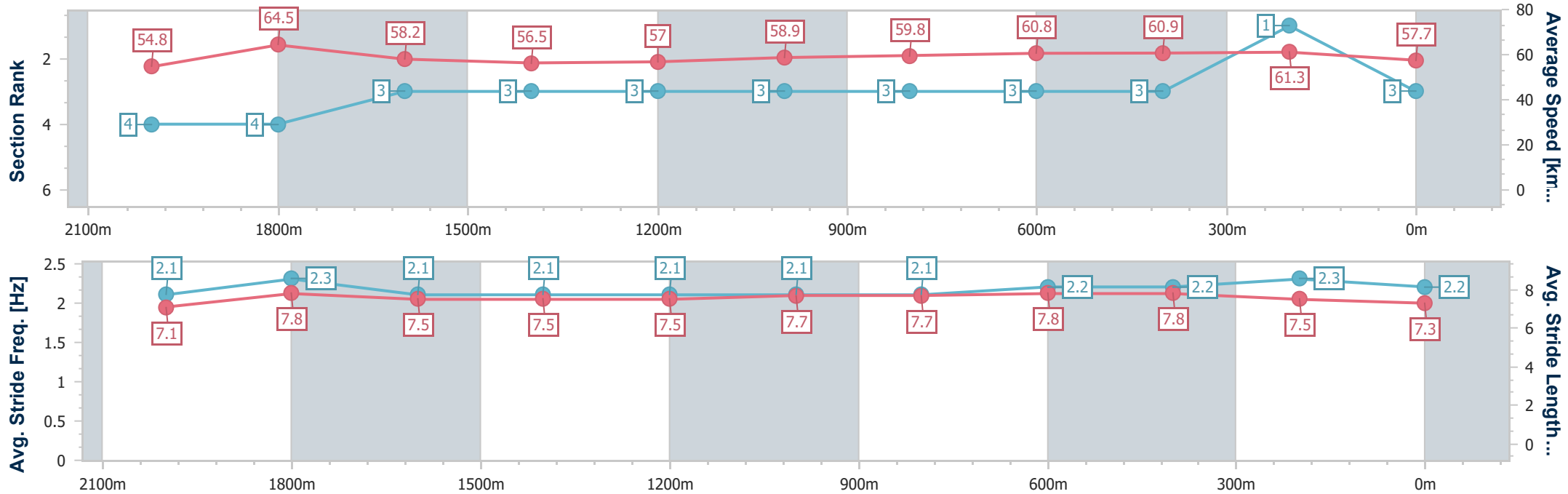


Doomben QLD Professional
Race 2: FAMILY RACEDAY 15 APRIL BENCHMARK 90
 Handicap - 2200m
 01 April 2023 - 12:28
 Track Rating: Soft 7, Weather: Overcast, Rail Position: +3.5m Entire Course



BRISBANE
RACING CLUB

Section	Overall	2000m	1800m	1600m	1400m	1200m	1000m	800m	600m	400m	200m
Section Times	2:15.22 [3] (0:13.17)	2:02.05 [4] (0:11.14)	1:50.91 [4] (0:12.38)	1:38.53 [3] (0:12.84)	1:25.69 [3] (0:12.89)	1:12.80 [3] (0:12.24)	1:00.56 [3] (0:12.16)	0:48.40 [3] (0:12.09)	0:36.31 [3] (0:12.03)	0:24.28 [3] (0:11.80)	0:12.48 [1] (0:12.48)
Average Speed [km/h]	54.8	64.5	58.2	56.5	57.0	58.9	59.8	60.8	60.9	61.3	57.7
Top Speed [km/h]	65.1	66.1	62.0	57.3	57.7	59.6	60.2	61.8	62.0	62.2	61.6
Avg. Dist. to Rail [m]	1.6	0.2	0.3	1.8	3.2	3.9	3.6	3.8	3.4	2.6	2.6
Avg. Stride Freq. [Hz]	2.1	2.3	2.1	2.1	2.1	2.1	2.1	2.2	2.2	2.3	2.2
Avg. Stride Length [m]	7.1	7.8	7.5	7.5	7.5	7.7	7.7	7.8	7.8	7.5	7.3



- [] Ranking at each section and finish
- .-.- No data available at this section
- NA No data available



Horse/Jockey Name	Scarlet Tufty
Final Rank	4
Fastest Section Time (Section)	0:11.04 (2000m)
Top Speed [km/h] (Section)	66.2 (2000m)
Race State	Finished

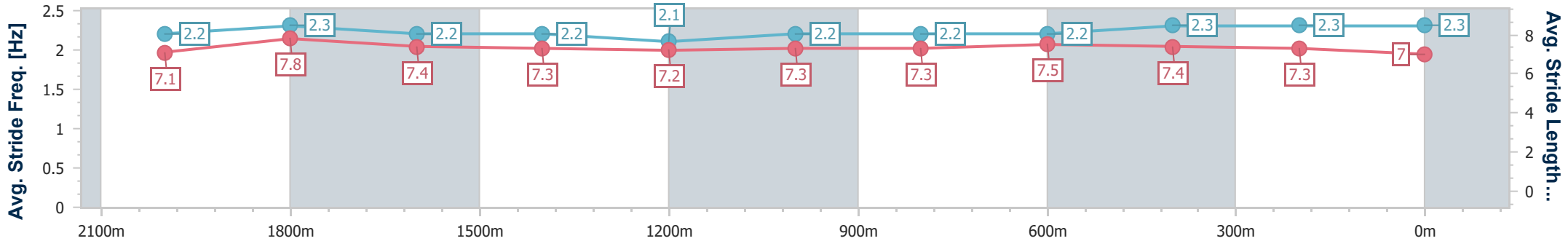
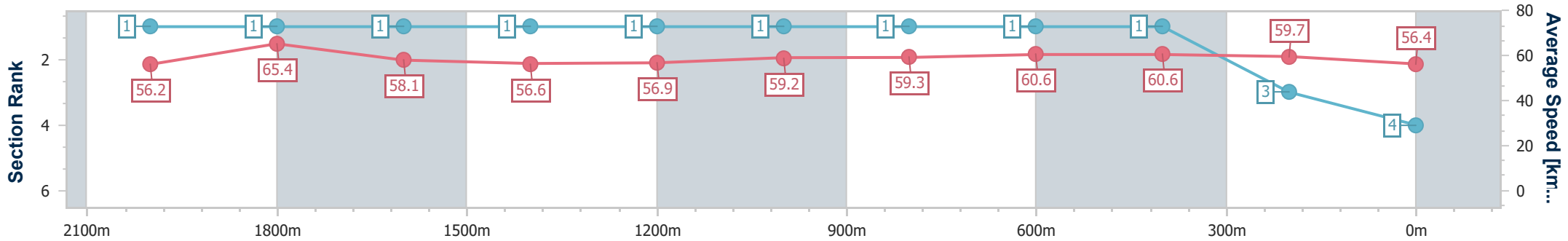


Doomben QLD Professional
Race 2: FAMILY RACEDAY 15 APRIL BENCHMARK 90
 Handicap - 2200m
 01 April 2023 - 12:28
 Track Rating: Soft 7, Weather: Overcast, Rail Position: +3.5m Entire Course



BRISBANE
RACING CLUB

Section	Overall	2000m	1800m	1600m	1400m	1200m	1000m	800m	600m	400m	200m	
Section Times	2:15.50 [4] (0:12.80)	2:02.70 [1] (0:11.04)	1:51.66 [1] (0:12.42)	1:39.24 [1] (0:12.80)	1:26.44 [1] (0:12.92)	1:13.52 [1] (0:12.18)	1:01.34 [1] (0:12.26)	0:49.08 [1] (0:12.12)	0:36.96 [1] (0:12.10)	0:24.86 [1] (0:12.13)	0:12.73 [3] (0:12.73)	
Average Speed [km/h]	56.2	65.4	58.1	56.6	56.9	59.2	59.3	60.6	60.6	59.7	56.4	
Top Speed [km/h]	65.5	66.2	62.4	57.1	57.9	59.9	59.8	61.4	62.2	60.4	59.0	
Avg. Dist. to Rail [m]	8.2	2.5	0.6	2.1	3.1	3.8	3.9	3.7	3.1	2.8	2.4	
Avg. Stride Freq. [Hz]	2.2	2.3	2.2	2.2	2.1	2.2	2.2	2.2	2.3	2.3	2.3	
Avg. Stride Length [m]	7.1	7.8	7.4	7.3	7.2	7.3	7.3	7.5	7.4	7.3	7.0	



- [] Ranking at each section and finish
- .-.- No data available at this section
- NA No data available



Horse/Jockey Name	Mubariz
Final Rank	5
Fastest Section Time (Section)	0:11.28 (2000m)
Top Speed [km/h] (Section)	65.4 (2000m)
Race State	Finished

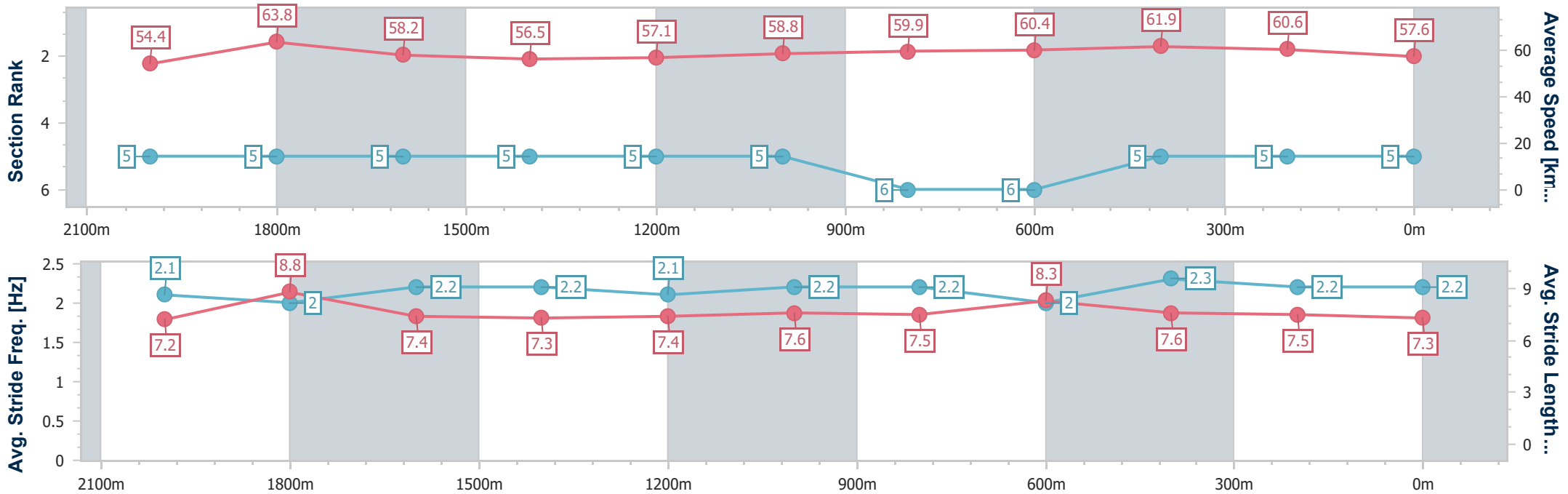


Doomben QLD Professional
 Race 2: FAMILY RACEDAY 15 APRIL BENCHMARK 90
 Handicap - 2200m
 01 April 2023 - 12:28
 Track Rating: Soft 7, Weather: Overcast, Rail Position: +3.5m Entire Course



BRISBANE RACING CLUB

Section	Overall	2000m	1800m	1600m	1400m	1200m	1000m	800m	600m	400m	200m
Section Times	2:15.59 [5] (0:13.23)	2:02.36 [5] (0:11.28)	1:51.08 [5] (0:12.40)	1:38.68 [5] (0:12.82)	1:25.86 [5] (0:12.93)	1:12.93 [5] (0:12.26)	1:00.67 [5] (0:12.15)	0:48.52 [6] (0:12.21)	0:36.31 [6] (0:11.84)	0:24.47 [5] (0:11.96)	0:12.51 [5] (0:12.51)
Average Speed [km/h]	54.4	63.8	58.2	56.5	57.1	58.8	59.9	60.4	61.9	60.6	57.6
Top Speed [km/h]	64.9	65.4	61.5	57.3	58.2	60.0	60.1	62.8	62.7	62.5	60.2
Avg. Dist. to Rail [m]	3.5	2.0	1.2	2.1	3.6	4.0	4.1	4.3	3.4	4.6	6.2
Avg. Stride Freq. [Hz]	2.1	2.0	2.2	2.2	2.1	2.2	2.2	2.0	2.3	2.2	2.2
Avg. Stride Length [m]	7.2	8.8	7.4	7.3	7.4	7.6	7.5	8.3	7.6	7.5	7.3



- [] Ranking at each section and finish
- .-.- No data available at this section
- NA No data available



Horse/Jockey Name	Barade
Final Rank	6
Fastest Section Time (Section)	0:10.99 (2000m)
Top Speed [km/h] (Section)	65.9 (2000m)
Race State	Finished

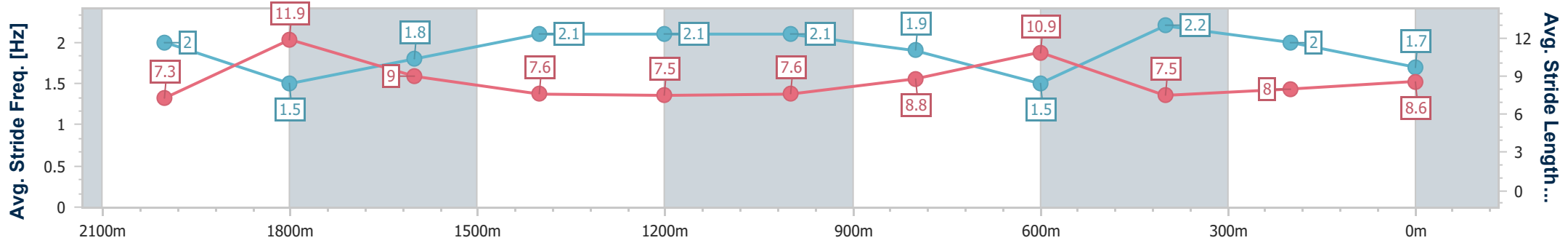
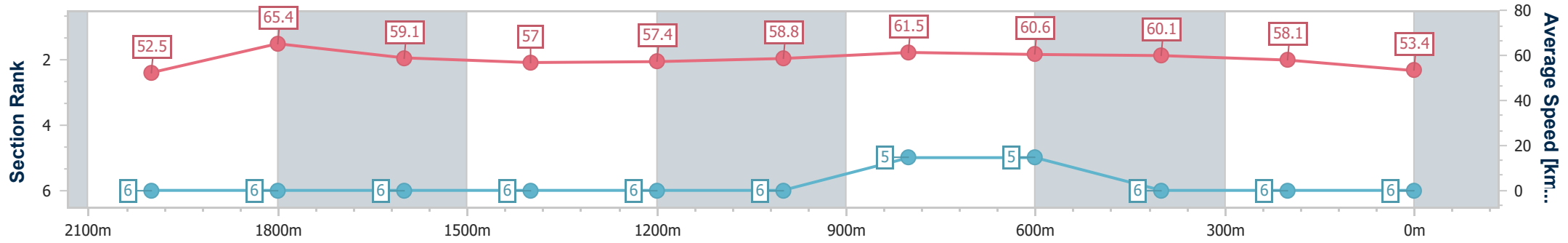


Doomben QLD Professional
Race 2: FAMILY RACEDAY 15 APRIL BENCHMARK 90
 Handicap - 2200m
 01 April 2023 - 12:28
 Track Rating: Soft 7, Weather: Overcast, Rail Position: +3.5m Entire Course



BRISBANE RACING CLUB

Section	Overall	2000m	1800m	1600m	1400m	1200m	1000m	800m	600m	400m	200m
Section Times	2:17.18 [6] (0:13.74)	2:03.44 [6] (0:10.99)	1:52.45 [6] (0:12.31)	1:40.14 [6] (0:12.76)	1:27.38 [6] (0:12.88)	1:14.50 [6] (0:12.25)	1:02.25 [6] (0:11.86)	0:50.39 [5] (0:12.19)	0:38.20 [5] (0:12.24)	0:25.96 [6] (0:12.46)	0:13.50 [6] (0:13.50)
Average Speed [km/h]	52.5	65.4	59.1	57.0	57.4	58.8	61.5	60.6	60.1	58.1	53.4
Top Speed [km/h]	65.5	65.9	62.9	57.6	58.7	60.4	63.2	61.4	61.3	59.1	56.3
Avg. Dist. to Rail [m]	4.6	3.1	2.4	2.7	4.0	4.9	5.2	4.8	3.8	3.2	4.5
Avg. Stride Freq. [Hz]	2.0	1.5	1.8	2.1	2.1	2.1	1.9	1.5	2.2	2.0	1.7
Avg. Stride Length [m]	7.3	11.9	9.0	7.6	7.5	7.6	8.8	10.9	7.5	8.0	8.6



- [] Ranking at each section and finish
- .-.- No data available at this section
- NA No data available