



# Doomben QLD Professional

## Race 3: ROSS TINNISWOOD OPEN Handicap (Weights Raised 1.5kg) - 1615m

01 April 2023 - 13:07



BRISBANE  
RACING CLUB

Track Rating: Soft 6, Weather: Overcast, Rail Position: +3.5m Entire Course

Section		Overall	1400m	1200m	1000m	800m	600m	400m	Last 600m				
Field Times		1:35.62 (0:14.64)	1:20.98 (0:10.76)	1:10.22 (0:11.30)	0:58.92 (0:11.64)	0:47.28 (0:11.98)	0:35.30 (0:11.79)	0:23.51 (0:11.63)	0:35.30				
Rank	TAB Horse/Jockey	Barrier	Top Speed [km/h]	Fastest Section	Distance Travelled [m]								
1	7 <b>DUNE FORTY FIVE</b> Kyle Wilson-Taylor	1	66.0	0:10.98	1:35.62 [1] (0:15.02)	1:20.60 [7] (0:10.98)	1:09.62 [6] (0:11.37)	0:58.25 [6] (0:11.78)	0:46.47 [6] (0:11.79)	0:34.68 [6] (0:11.70)	0:22.98 [6] (0:11.27)	0:34.68	
2	6 <b>OPACITY</b> Jim Byrne	4	65.9	0:11.19	1:36.05 [2] (0:14.85)	1:21.20 [5] (0:11.19)	1:10.01 [7] (0:11.40)	0:58.61 [7] (0:11.70)	0:46.91 [7] (0:11.87)	0:35.04 [7] (0:11.71)	0:23.33 [8] (0:11.29)	0:35.04	+4
3	3 <b>STUTTERING</b> Mark Du Plessis	6	67.3	0:10.94	1:36.15 [3] (0:14.67)	1:21.48 [2] (0:10.94)	1:10.54 [3] (0:11.33)	0:59.21 [3] (0:11.80)	0:47.41 [3] (0:11.87)	0:35.54 [4] (0:11.78)	0:23.76 [3] (0:11.47)	0:35.54	+2
4	1 <b>ESTI FENY</b> James Orman	3	66.4	0:11.13	1:36.45 [4] (0:14.79)	1:21.66 [4] (0:11.13)	1:10.53 [5] (0:11.35)	0:59.18 [5] (0:11.80)	0:47.38 [5] (0:11.84)	0:35.54 [5] (0:11.64)	0:23.90 [5] (0:11.48)	0:35.54	+0
5	4 <b>SAGACIOUS</b> Angela Jones	7	67.7	0:10.76	1:36.54 [5] (0:14.64)	1:21.90 [1] (0:10.76)	1:11.14 [1] (0:11.30)	0:59.84 [1] (0:11.64)	0:48.20 [1] (0:11.98)	0:36.22 [1] (0:11.79)	0:24.43 [2] (0:11.63)	0:36.22	-2
6	5 <b>HONORABLE SPIRIT</b> Adin Thompson	5	67.0	0:11.05	1:36.61 [6] (0:15.32)	1:21.29 [8] (0:11.05)	1:10.24 [8] (0:11.27)	0:58.97 [8] (0:11.66)	0:47.31 [8] (0:11.76)	0:35.55 [8] (0:11.68)	0:23.87 [7] (0:11.51)	0:35.55	+0
7	8 <b>LORD MARKEL</b> Karl Zechner	2	66.6	0:10.77	1:36.70 [7] (0:14.92)	1:21.78 [6] (0:10.77)	1:11.01 [4] (0:11.35)	0:59.66 [4] (0:11.72)	0:47.94 [4] (0:11.82)	0:36.12 [3] (0:11.88)	0:24.24 [4] (0:11.57)	0:36.12	+0
8	2 <b>DERULO</b> Damien Thornton	8	67.3	0:10.88	1:37.04 [8] (0:14.68)	1:22.36 [3] (0:10.88)	1:11.48 [2] (0:11.21)	1:00.27 [2] (0:11.72)	0:48.55 [2] (0:11.86)	0:36.69 [2] (0:11.76)	0:24.93 [1] (0:11.86)	0:36.69	+3



**Doomben QLD Professional**  
**Race 3: ROSS TINNISWOOD OPEN Handicap (Weights Raised 1.5kg) - 1615m**

01 April 2023 - 13:07



BRISBANE  
RACING CLUB

Track Rating: Soft 6, Weather: Overcast, Rail Position: +3.5m Entire Course

Section				200m				Last 600m	
Field Times				0:11.88 (0:11.88)				0:35.30	
Rank	TAB Horse/Jockey	Barrier	Top Speed [km/h]	Fastest Section	Margin				Distance Travelled [m]
1	7 <b>DUNE FORTY FIVE</b> Kyle Wilson-Taylor	1	66.0	0:10.98 Overall 1400m	0:11.71 [3] (0:11.71)	1:35.62		0:34.68	
2	6 <b>OPACITY</b> Jim Byrne	4	65.9	0:11.19 1400m	0:12.04 [7] (0:12.04)	2.56L		0:35.04	+4
3	3 <b>STUTTERING</b> Mark Du Plessis	6	67.3	0:10.94 1400m	0:12.29 [2] (0:12.29)	3.16L		0:35.54	+2
4	1 <b>ESTI FENY</b> James Orman	3	66.4	0:11.13 Overall 1400m	0:12.42 [4] (0:12.42)	4.91L		0:35.54	+0
5	4 <b>SAGACIOUS</b> Angela Jones	7	67.7	0:10.76 1400m	0:12.80 [1] (0:12.80)	5.44L		0:36.22	-2
6	5 <b>HONORABLE SPIRIT</b> Adin Thompson	5	67.0	0:11.05 Overall 1400m	0:12.36 [8] (0:12.36)	5.87L		0:35.55	+0
7	8 <b>LORD MARKEL</b> Karl Zechner	2	66.6	0:10.77 Overall 1400m	0:12.67 [6] (0:12.67)	6.38L		0:36.12	+0
8	2 <b>DERULO</b> Damien Thornton	8	67.3	0:10.88 1400m	0:13.07 [5] (0:13.07)	8.35L		0:36.69	+3



Horse/Jockey Name	Dune Forty Five
Final Rank	1
Fastest Section Time (Section)	0:10.98 (1400m)
Top Speed [km/h] (Section)	66.0 (Overall)
Race State	Finished



**Doomben QLD Professional**  
**Race 3: ROSS TINNISWOOD OPEN Handicap (Weights Raised 1.5kg) - 1615m**

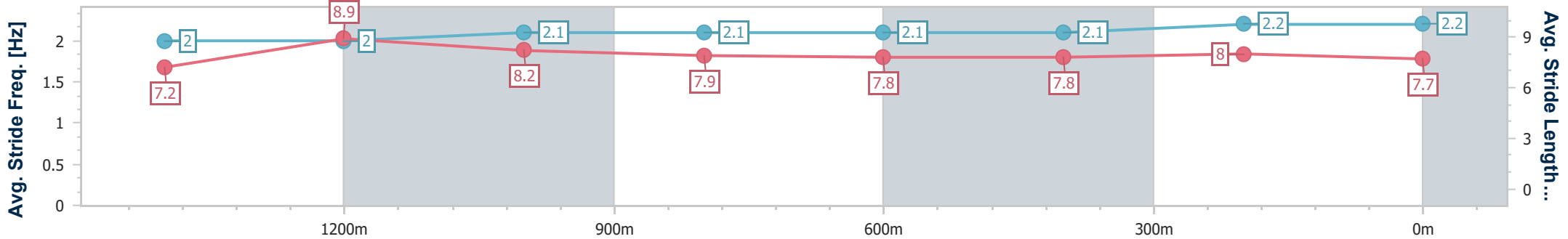
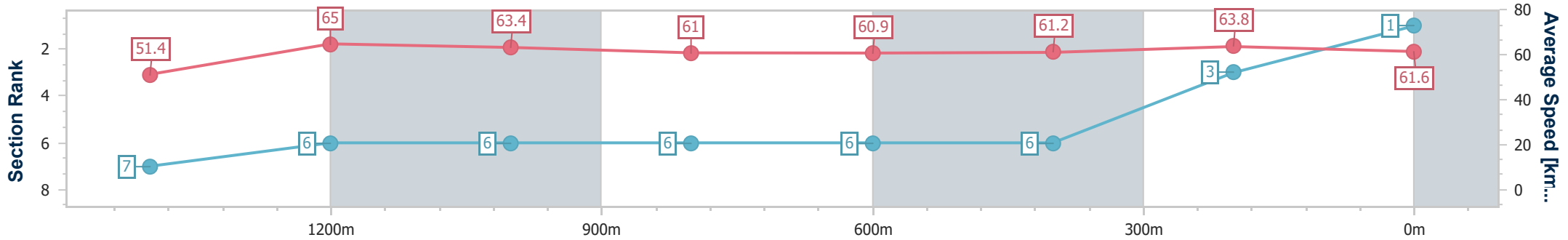


01 April 2023 - 13:07

BRISBANE RACING CLUB

Track Rating: Soft 6, Weather: Overcast, Rail Position: +3.5m Entire Course

Section	Overall	1400m	1200m	1000m	800m	600m	400m	200m						
Section Times	1:35.62 [1] (0:15.02)	1:20.60 [7] (0:10.98)	1:09.62 [6] (0:11.37)	0:58.25 [6] (0:11.78)	0:46.47 [6] (0:11.79)	0:34.68 [6] (0:11.70)	0:22.98 [6] (0:11.27)	0:11.71 [3] (0:11.71)						
Average Speed [km/h]	51.4	65.0	63.4	61.0	60.9	61.2	63.8	61.6						
Top Speed [km/h]	66.0	65.6	64.6	62.8	61.3	62.3	64.9	64.9						
Avg. Dist. to Rail [m]	0.5	1.3	0.5	0.4	0.6	0.9	1.1	1.3						
Avg. Stride Freq. [Hz]	2.0	2.0	2.1	2.1	2.1	2.1	2.2	2.2						
Avg. Stride Length [m]	7.2	8.9	8.2	7.9	7.8	7.8	8.0	7.7						



- [ ] Ranking at each section and finish
- .-.- No data available at this section
- NA No data available



Horse/Jockey Name	Opacity
Final Rank	2
Fastest Section Time (Section)	0:11.19 (1400m)
Top Speed [km/h] (Section)	65.9 (1400m)
Race State	Finished

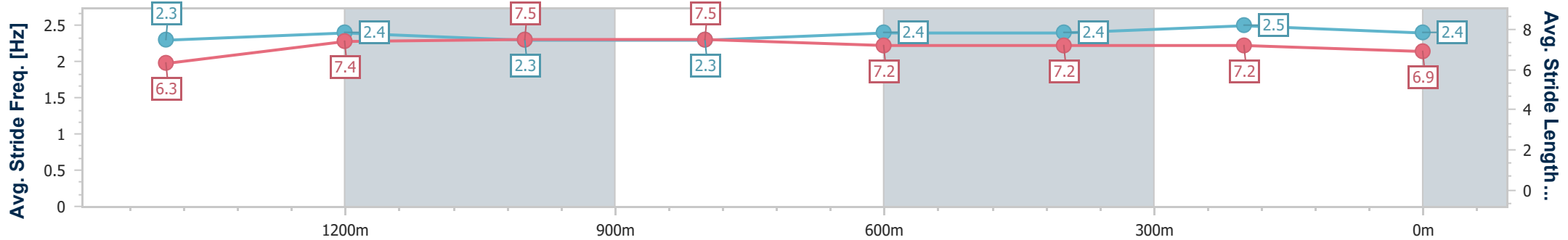
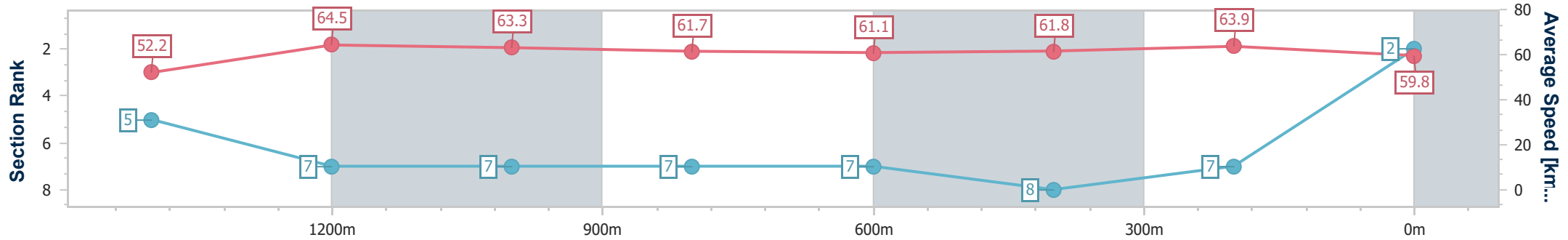


**Doomben QLD Professional**  
**Race 3: ROSS TINNISWOOD OPEN Handicap (Weights Raised 1.5kg) - 1615m**  
 01 April 2023 - 13:07  
 Track Rating: Soft 6, Weather: Overcast, Rail Position: +3.5m Entire Course



BRISBANE RACING CLUB

Section	Overall	1400m	1200m	1000m	800m	600m	400m	200m						
Section Times	1:36.05 [2] (0:14.85)	1:21.20 [5] (0:11.19)	1:10.01 [7] (0:11.40)	0:58.61 [7] (0:11.70)	0:46.91 [7] (0:11.87)	0:35.04 [7] (0:11.71)	0:23.33 [8] (0:11.29)	0:12.04 [7] (0:12.04)						
Average Speed [km/h]	52.2	64.5	63.3	61.7	61.1	61.8	63.9	59.8						
Top Speed [km/h]	65.3	65.9	64.1	63.6	62.2	64.4	65.0	63.3						
Avg. Dist. to Rail [m]	1.5	1.1	2.4	1.5	1.5	0.8	2.7	2.8						
Avg. Stride Freq. [Hz]	2.3	2.4	2.3	2.3	2.4	2.4	2.5	2.4						
Avg. Stride Length [m]	6.3	7.4	7.5	7.5	7.2	7.2	7.2	6.9						



- [ ] Ranking at each section and finish
- .-.- No data available at this section
- NA No data available



Horse/Jockey Name	Stuttering
Final Rank	3
Fastest Section Time (Section)	0:10.94 (1400m)
Top Speed [km/h] (Section)	67.3 (1400m)
Race State	Finished

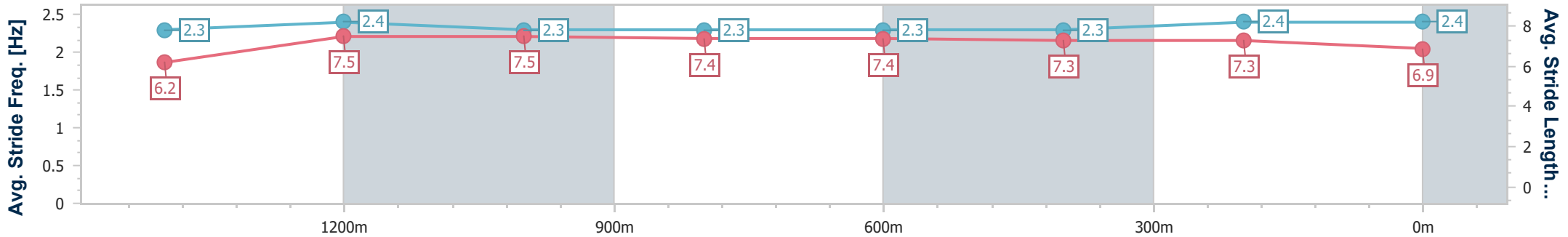
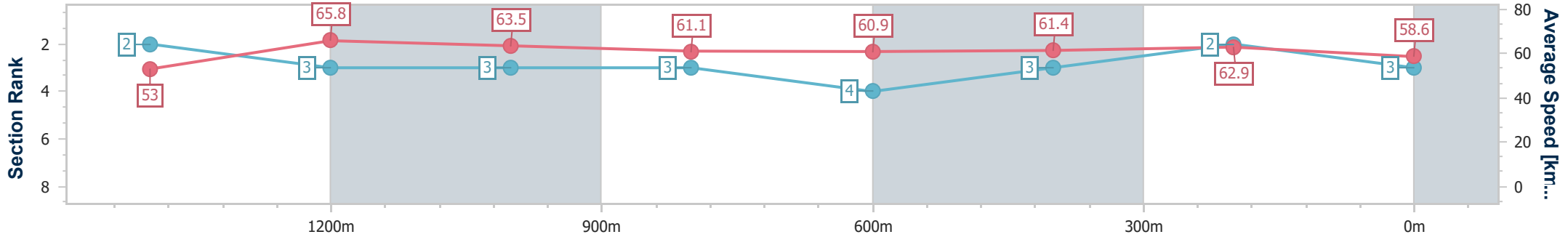


**Doomben QLD Professional**  
**Race 3: ROSS TINNISWOOD OPEN Handicap (Weights Raised 1.5kg) - 1615m**  
 01 April 2023 - 13:07  
 Track Rating: Soft 6, Weather: Overcast, Rail Position: +3.5m Entire Course



BRISBANE RACING CLUB

Section	Overall	1400m	1200m	1000m	800m	600m	400m	200m
Section Times	1:36.15 [3] (0:14.67)	1:21.48 [2] (0:10.94)	1:10.54 [3] (0:11.33)	0:59.21 [3] (0:11.80)	0:47.41 [3] (0:11.87)	0:35.54 [4] (0:11.78)	0:23.76 [3] (0:11.47)	0:12.29 [2] (0:12.29)
Average Speed [km/h]	53.0	65.8	63.5	61.1	60.9	61.4	62.9	58.6
Top Speed [km/h]	67.0	67.3	64.5	63.0	61.5	63.1	63.5	61.4
Avg. Dist. to Rail [m]	4.1	0.5	0.1	0.2	0.8	0.9	2.4	1.8
Avg. Stride Freq. [Hz]	2.3	2.4	2.3	2.3	2.3	2.3	2.4	2.4
Avg. Stride Length [m]	6.2	7.5	7.5	7.4	7.4	7.3	7.3	6.9



- [ ] Ranking at each section and finish
- .-.- No data available at this section
- NA No data available



Horse/Jockey Name	Esti Feny
Final Rank	4
Fastest Section Time (Section)	0:11.13 (1400m)
Top Speed [km/h] (Section)	66.4 (Overall)
Race State	Finished



**Doomben QLD Professional**  
**Race 3: ROSS TINNISWOOD OPEN Handicap (Weights Raised 1.5kg) - 1615m**

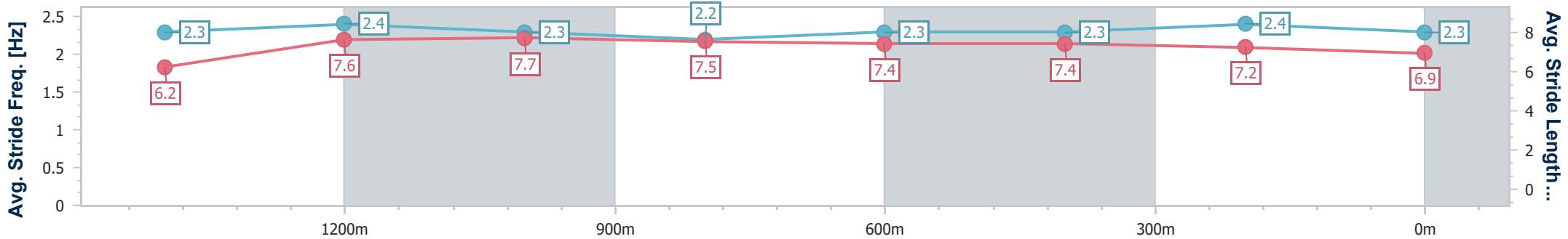
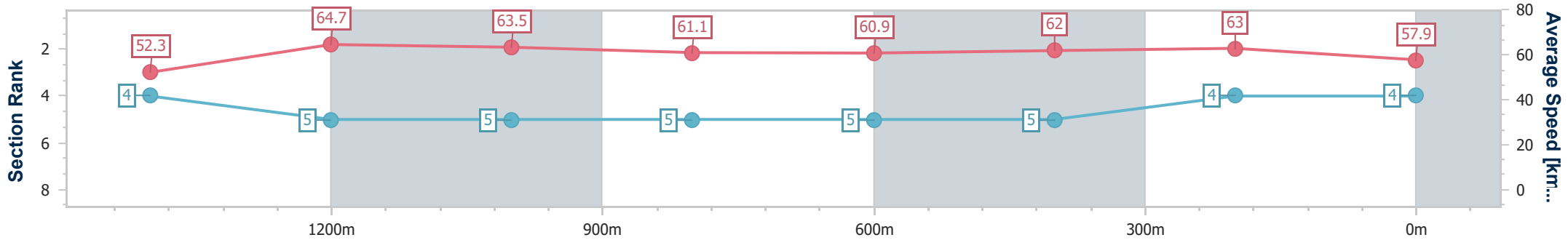


01 April 2023 - 13:07

BRISBANE RACING CLUB

Track Rating: Soft 6, Weather: Overcast, Rail Position: +3.5m Entire Course

Section	Overall	1400m	1200m	1000m	800m	600m	400m	200m						
Section Times	1:36.45 [4] (0:14.79)	1:21.66 [4] (0:11.13)	1:10.53 [5] (0:11.35)	0:59.18 [5] (0:11.80)	0:47.38 [5] (0:11.84)	0:35.54 [5] (0:11.64)	0:23.90 [5] (0:11.48)	0:12.42 [4] (0:12.42)						
Average Speed [km/h]	52.3	64.7	63.5	61.1	60.9	62.0	63.0	57.9						
Top Speed [km/h]	66.4	66.1	63.9	63.0	61.7	64.1	64.2	61.6						
Avg. Dist. to Rail [m]	1.7	0.4	0.4	0.4	0.5	0.6	2.7	4.2						
Avg. Stride Freq. [Hz]	2.3	2.4	2.3	2.2	2.3	2.3	2.4	2.3						
Avg. Stride Length [m]	6.2	7.6	7.7	7.5	7.4	7.4	7.2	6.9						



- [ ] Ranking at each section and finish
- .-.- No data available at this section
- NA No data available



Horse/Jockey Name	Sagacious
Final Rank	5
Fastest Section Time (Section)	0:10.76 (1400m)
Top Speed [km/h] (Section)	67.7 (1400m)
Race State	Finished

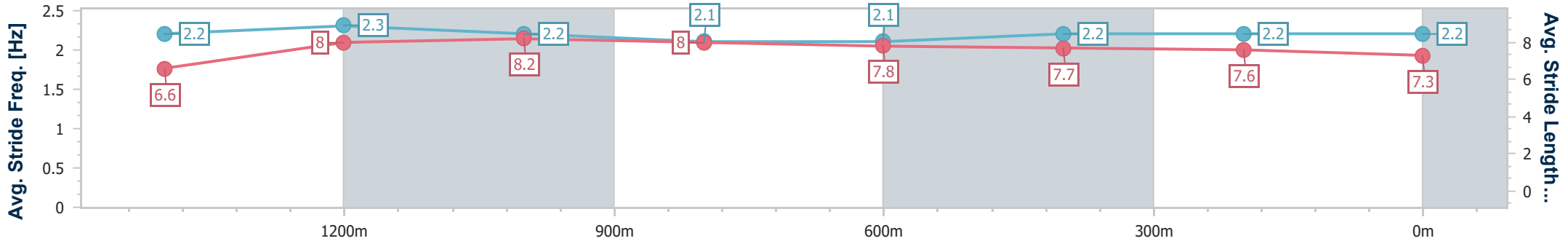
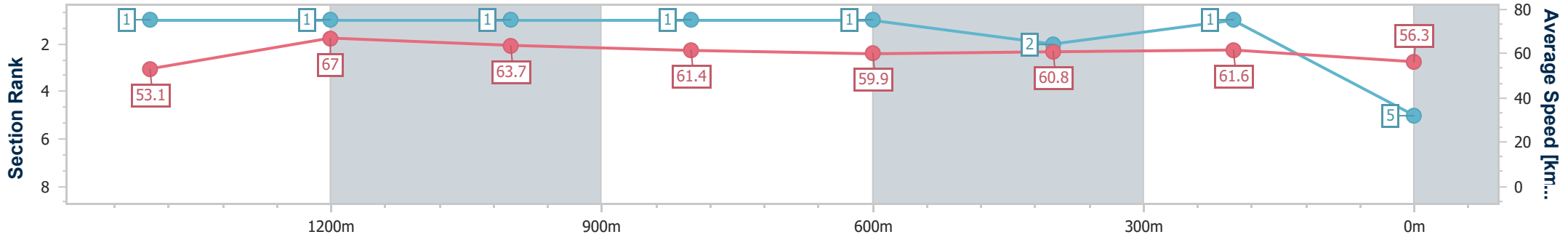


**Doomben QLD Professional**  
**Race 3: ROSS TINNISWOOD OPEN Handicap (Weights Raised 1.5kg) - 1615m**  
 01 April 2023 - 13:07  
 Track Rating: Soft 6, Weather: Overcast, Rail Position: +3.5m Entire Course



BRISBANE RACING CLUB

Section	Overall	1400m	1200m	1000m	800m	600m	400m	200m						
Section Times	1:36.54 [5] (0:14.64)	1:21.90 [1] (0:10.76)	1:11.14 [1] (0:11.30)	0:59.84 [1] (0:11.64)	0:48.20 [1] (0:11.98)	0:36.22 [1] (0:11.79)	0:24.43 [2] (0:11.63)	0:12.80 [1] (0:12.80)						
Average Speed [km/h]	53.1	67.0	63.7	61.4	59.9	60.8	61.6	56.3						
Top Speed [km/h]	67.0	67.7	64.7	63.3	60.8	62.0	63.0	60.2						
Avg. Dist. to Rail [m]	4.4	0.5	1.6	2.0	0.5	0.9	0.8	0.7						
Avg. Stride Freq. [Hz]	2.2	2.3	2.2	2.1	2.1	2.2	2.2	2.2						
Avg. Stride Length [m]	6.6	8.0	8.2	8.0	7.8	7.7	7.6	7.3						



- [ ] Ranking at each section and finish
- .-.- No data available at this section
- NA No data available



Horse/Jockey Name	Honorable Spirit
Final Rank	6
Fastest Section Time (Section)	0:11.05 (1400m)
Top Speed [km/h] (Section)	67.0 (Overall)
Race State	Finished

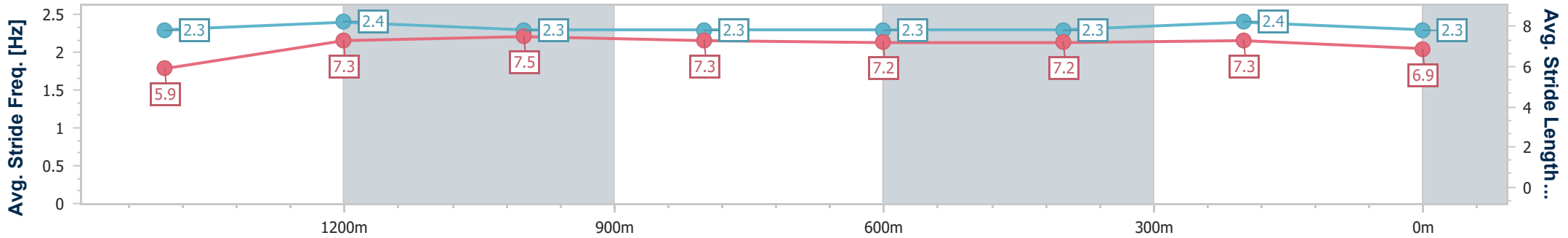
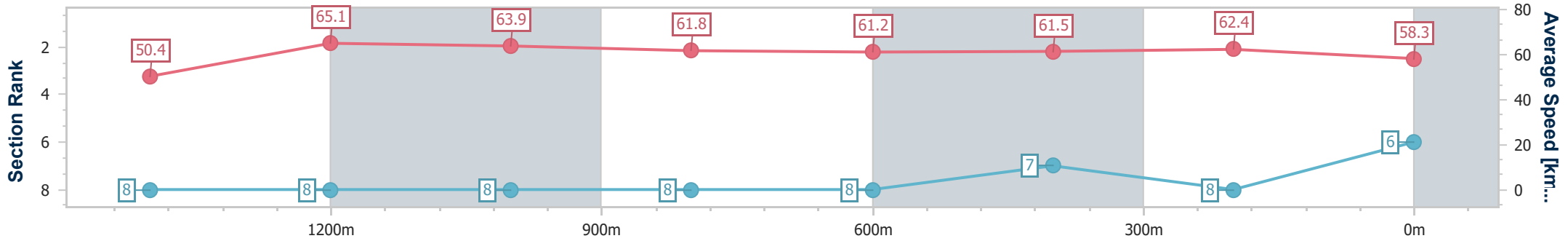


**Doomben QLD Professional**  
**Race 3: ROSS TINNISWOOD OPEN Handicap (Weights Raised 1.5kg) - 1615m**  
 01 April 2023 - 13:07  
 Track Rating: Soft 6, Weather: Overcast, Rail Position: +3.5m Entire Course



BRISBANE RACING CLUB

Section	Overall	1400m	1200m	1000m	800m	600m	400m	200m						
Section Times	1:36.61 [6] (0:15.32)	1:21.29 [8] (0:11.05)	1:10.24 [8] (0:11.27)	0:58.97 [8] (0:11.66)	0:47.31 [8] (0:11.76)	0:35.55 [8] (0:11.68)	0:23.87 [7] (0:11.51)	0:12.36 [8] (0:12.36)						
Average Speed [km/h]	50.4	65.1	63.9	61.8	61.2	61.5	62.4	58.3						
Top Speed [km/h]	67.0	65.7	65.0	63.4	62.5	62.6	63.5	61.1						
Avg. Dist. to Rail [m]	1.2	0.3	1.1	0.7	0.1	0.6	0.8	1.8						
Avg. Stride Freq. [Hz]	2.3	2.4	2.3	2.3	2.3	2.3	2.4	2.3						
Avg. Stride Length [m]	5.9	7.3	7.5	7.3	7.2	7.2	7.3	6.9						



- [ ] Ranking at each section and finish
- .-.- No data available at this section
- NA No data available





Horse/Jockey Name	Lord Markel
Final Rank	7
Fastest Section Time (Section)	0:10.77 (1400m)
Top Speed [km/h] (Section)	66.6 (Overall)
Race State	Finished

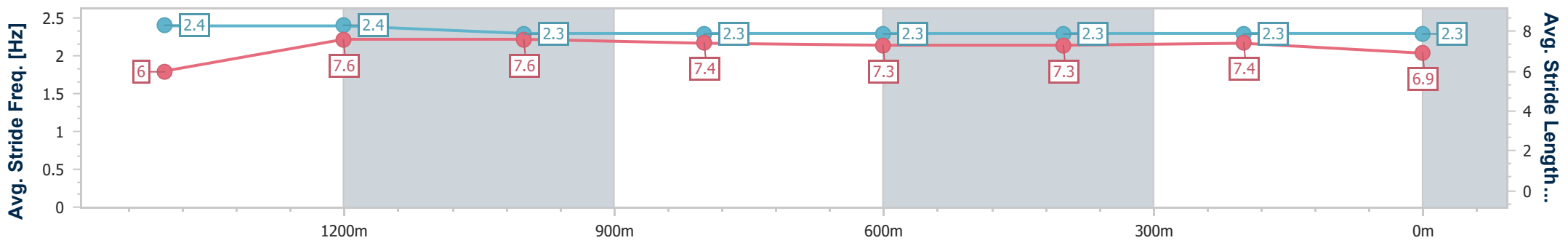
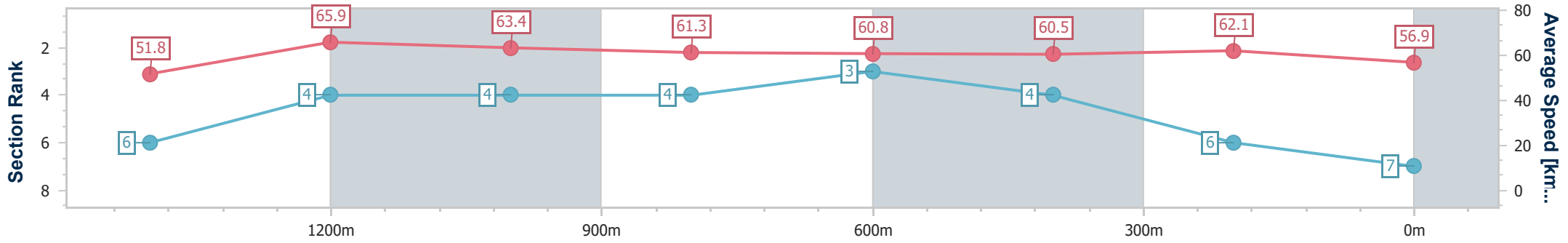


**Doomben QLD Professional**  
**Race 3: ROSS TINNISWOOD OPEN Handicap (Weights Raised 1.5kg) - 1615m**  
 01 April 2023 - 13:07  
 Track Rating: Soft 6, Weather: Overcast, Rail Position: +3.5m Entire Course



BRISBANE RACING CLUB

Section	Overall	1400m	1200m	1000m	800m	600m	400m	200m						
Section Times	1:36.70 [7] (0:14.92)	1:21.78 [6] (0:10.77)	1:11.01 [4] (0:11.35)	0:59.66 [4] (0:11.72)	0:47.94 [4] (0:11.82)	0:36.12 [3] (0:11.88)	0:24.24 [4] (0:11.57)	0:12.67 [6] (0:12.67)						
Average Speed [km/h]	51.8	65.9	63.4	61.3	60.8	60.5	62.1	56.9						
Top Speed [km/h]	66.6	66.6	64.3	63.2	61.4	61.6	63.5	60.3						
Avg. Dist. to Rail [m]	1.2	2.2	1.1	0.8	0.6	0.4	1.2	0.6						
Avg. Stride Freq. [Hz]	2.4	2.4	2.3	2.3	2.3	2.3	2.3	2.3						
Avg. Stride Length [m]	6.0	7.6	7.6	7.4	7.3	7.3	7.4	6.9						



- [ ] Ranking at each section and finish
- .-.- No data available at this section
- NA No data available



Horse/Jockey Name	Derulo
Final Rank	8
Fastest Section Time (Section)	0:10.88 (1400m)
Top Speed [km/h] (Section)	67.3 (1400m)
Race State	Finished

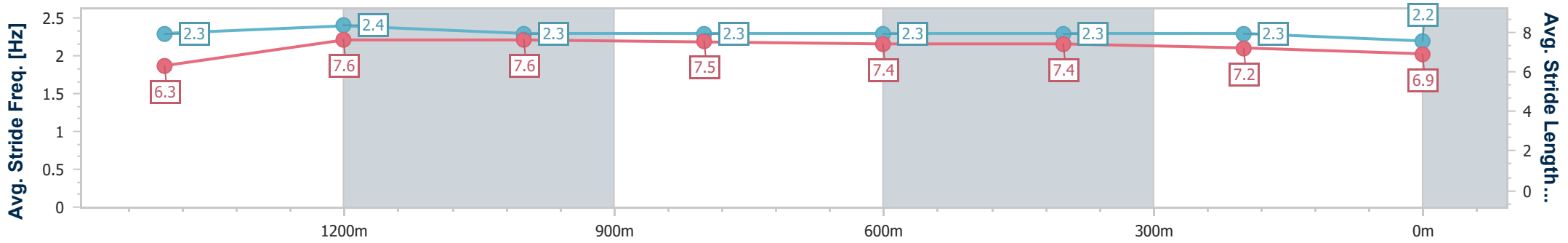
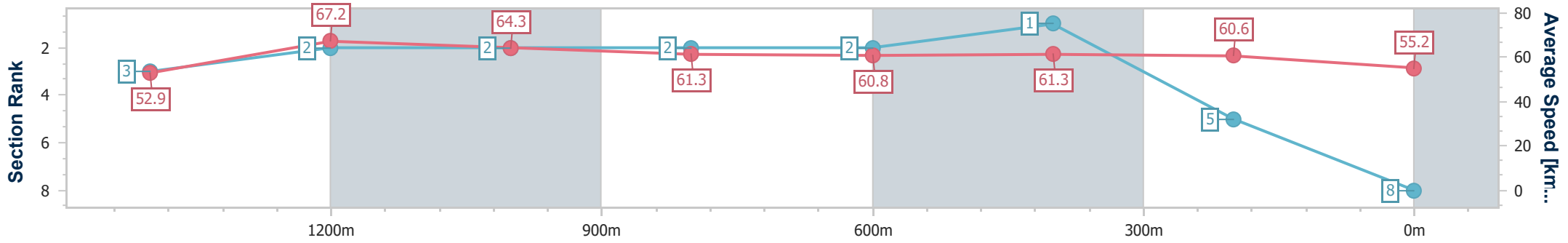


**Doomben QLD Professional**  
**Race 3: ROSS TINNISWOOD OPEN Handicap (Weights Raised 1.5kg) - 1615m**  
 01 April 2023 - 13:07  
 Track Rating: Soft 6, Weather: Overcast, Rail Position: +3.5m Entire Course



BRISBANE RACING CLUB

Section	Overall	1400m	1200m	1000m	800m	600m	400m	200m						
Section Times	1:37.04 [8] (0:14.68)	1:22.36 [3] (0:10.88)	1:11.48 [2] (0:11.21)	1:00.27 [2] (0:11.72)	0:48.55 [2] (0:11.86)	0:36.69 [2] (0:11.76)	0:24.93 [1] (0:11.86)	0:13.07 [5] (0:13.07)						
Average Speed [km/h]	52.9	67.2	64.3	61.3	60.8	61.3	60.6	55.2						
Top Speed [km/h]	67.0	67.3	66.4	62.7	61.5	62.9	62.8	58.2						
Avg. Dist. to Rail [m]	7.3	2.4	0.3	0.3	0.4	0.3	0.8	1.2						
Avg. Stride Freq. [Hz]	2.3	2.4	2.3	2.3	2.3	2.3	2.3	2.2						
Avg. Stride Length [m]	6.3	7.6	7.6	7.5	7.4	7.4	7.2	6.9						



- [ ] Ranking at each section and finish
- .-.- No data available at this section
- NA No data available