



# Doomben QLD Professional

## Race 5: XXXX DRY Colts, Geldings and Entires BENCHMARK 78 Handicap - 1350m

01 April 2023 - 14:27



BRISBANE  
RACING CLUB

Track Rating: Soft 6, Weather: Overcast, Rail Position: +3.5m Entire Course

Section							Overall	1200m	1000m	800m	600m	400m	Last 600m
Field Times							1:20.56 (0:10.92)	1:09.64 (0:11.03)	0:58.61 (0:11.40)	0:47.21 (0:12.05)	0:35.16 (0:12.02)	0:23.14 (0:11.36)	0:35.16
Rank	TAB	Horse/Jockey	Barrier	Top Speed [km/h]	Fastest Section								Distance Travelled [m]
1	9	<b>PATTON</b> Angela Jones	11	67.6 400m	0:10.90 400m	1:20.56 [1] (0:11.59)	1:08.97 [8] (0:11.28)	0:57.69 [9] (0:11.28)	0:46.41 [9] (0:12.15)	0:34.26 [9] (0:11.96)	0:22.30 [9] (0:10.90)	0:34.26	
2	4	<b>CHARGE ON</b> James Orman	10	66.9 400m	0:10.88 400m	1:20.57 [2] (0:11.63)	1:08.94 [9] (0:11.10)	0:57.84 [8] (0:11.41)	0:46.43 [8] (0:11.89)	0:34.54 [6] (0:11.87)	0:22.67 [6] (0:10.88)	0:34.54	+4
3	10	<b>COUNT THE COIN</b> Tegan Harrison	1	66.0 1200m	0:10.98 1200m	1:20.70 [3] (0:11.20)	1:09.50 [5] (0:10.98)	0:58.52 [3] (0:11.45)	0:47.07 [3] (0:12.02)	0:35.05 [3] (0:11.99)	0:23.06 [3] (0:11.28)	0:35.05	+0
4	6	<b>HARLEQUIN FIELD</b> Brodie Loy	3	65.6 1200m	0:11.09 1200m	1:20.91 [4] (0:11.12)	1:09.79 [4] (0:11.09)	0:58.70 [4] (0:11.47)	0:47.23 [4] (0:12.15)	0:35.08 [5] (0:11.93)	0:23.15 [4] (0:11.28)	0:35.08	-1
5	1	<b>SWANSTON</b> Melea Castle	8	67.0 400m	0:11.07 Overall	1:20.91 [5] (0:11.07)	1:09.84 [3] (0:11.16)	0:58.68 [5] (0:11.63)	0:47.05 [5] (0:11.99)	0:35.06 [4] (0:11.99)	0:23.07 [5] (0:11.27)	0:35.06	+5
6	12	<b>A BIG CHANCE</b> Mark Du Plessis	2	65.9 1200m	0:11.06 1200m	1:20.92 [6] (0:11.41)	1:09.51 [6] (0:11.06)	0:58.45 [6] (0:11.46)	0:46.99 [6] (0:12.09)	0:34.90 [7] (0:12.04)	0:22.86 [8] (0:11.19)	0:34.90	+1
7	7	<b>THE GENERAL</b> Jim Byrne	6	66.0 1200m	0:10.97 1200m	1:21.12 [7] (0:10.98)	1:10.14 [2] (0:10.97)	0:59.17 [1] (0:11.49)	0:47.68 [2] (0:12.11)	0:35.57 [2] (0:11.87)	0:23.70 [1] (0:11.47)	0:35.57	+2
8	5	<b>FIELD REGIMENT</b> Andrew Mallyon	9	66.1 1200m	0:10.92 Overall	1:21.16 [8] (0:10.92)	1:10.24 [1] (0:11.06)	0:59.18 [2] (0:11.37)	0:47.81 [1] (0:12.05)	0:35.76 [1] (0:12.05)	0:23.71 [2] (0:11.43)	0:35.76	+1
9	11	<b>APPLECROSS</b> Kyle Wilson-Taylor	5	67.3 1200m	0:10.99 1200m	1:21.18 [9] (0:11.56)	1:09.62 [7] (0:10.99)	0:58.63 [7] (0:11.46)	0:47.17 [7] (0:12.09)	0:35.08 [8] (0:11.90)	0:23.18 [7] (0:11.29)	0:35.08	-1

Scratched: Dune Forty Five (#2), Cracker Essgee (#3), Ocean Emperor (#8)



**Doomben QLD Professional**  
**Race 5: XXXX DRY Colts, Geldings and Entires BENCHMARK 78**  
**Handicap - 1350m**  
**01 April 2023 - 14:27**



Track Rating: Soft 6, Weather: Overcast, Rail Position: +3.5m Entire Course

Section				200m				Last 600m	
Field Times				0:11.78 (0:11.78)				0:35.16	
Rank	TAB Horse/Jockey	Barrier	Top Speed [km/h]	Fastest Section	Margin				Distance Travelled [m]
1	9 <b>PATTON</b> Angela Jones	11	67.6 400m	0:10.90 400m	0:11.40 [7] (0:11.40)	1:20.56		0:34.26	
2	4 <b>CHARGE ON</b> James Orman	10	66.9 400m	0:10.88 400m	0:11.79 [1] (0:11.79)	0.11L		0:34.54	+4
3	10 <b>COUNT THE COIN</b> Tegan Harrison	1	66.0 1200m	0:10.98 1200m	0:11.78 [4] (0:11.78)	0.83L		0:35.05	+0
4	6 <b>HARLEQUIN FIELD</b> Brodie Loy	3	65.6 1200m	0:11.09 1200m	0:11.87 [5] (0:11.87)	2.09L		0:35.08	-1
5	1 <b>SWANSTON</b> Melea Castle	8	67.0 400m	0:11.07 Overall	0:11.80 [6] (0:11.80)	2.1L		0:35.06	+5
6	12 <b>A BIG CHANCE</b> Mark Du Plessis	2	65.9 1200m	0:11.06 1200m	0:11.67 [8] (0:11.67)	2.11L		0:34.90	+1
7	7 <b>THE GENERAL</b> Jim Byrne	6	66.0 1200m	0:10.97 1200m	0:12.23 [2] (0:12.23)	3.31L		0:35.57	+2
8	5 <b>FIELD REGIMENT</b> Andrew Mallyon	9	66.1 1200m	0:10.92 Overall	0:12.28 [3] (0:12.28)	3.57L		0:35.76	+1
9	11 <b>APPLECROSS</b> Kyle Wilson-Taylor	5	67.3 1200m	0:10.99 1200m	0:11.89 [9] (0:11.89)	3.64L		0:35.08	-1

Scratched: Dune Forty Five (#2), Cracker Essgee (#3), Ocean Emperor (#8)



Horse/Jockey Name	Patton
Final Rank	1
Fastest Section Time (Section)	0:10.90 (400m)
Top Speed [km/h] (Section)	67.6 (400m)
Race State	Finished

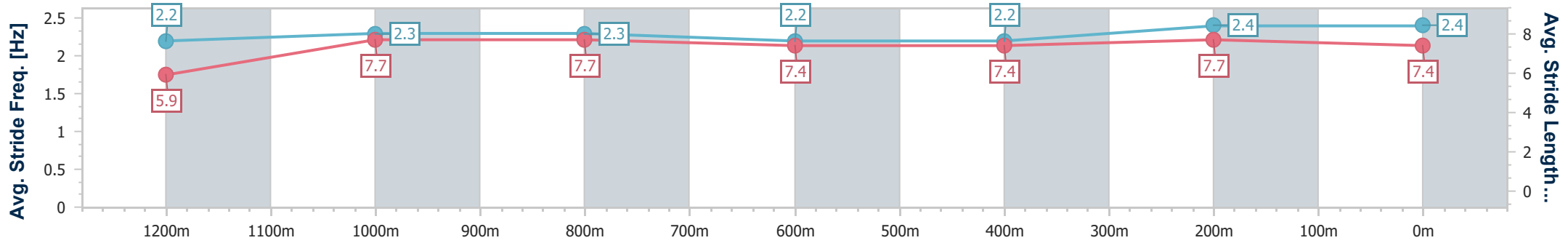
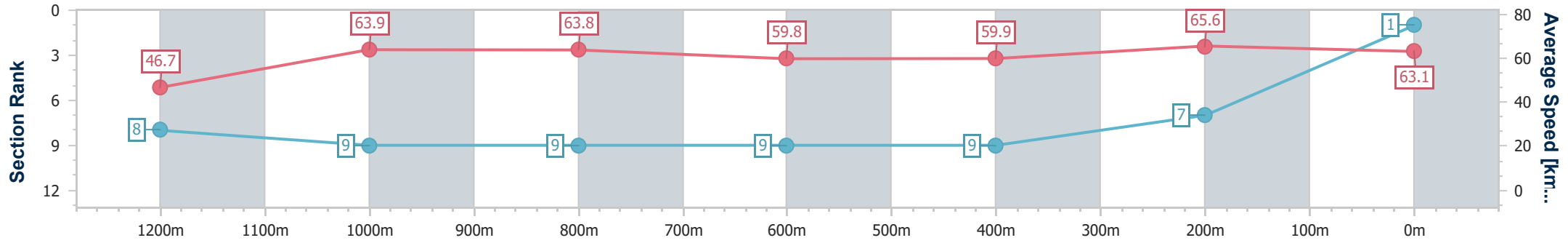


**Doomben QLD Professional**  
**Race 5: XXXX DRY Colts, Geldings and Entires BENCHMARK**  
**78 Handicap - 1350m**  
 01 April 2023 - 14:27  
 Track Rating: Soft 6, Weather: Overcast, Rail Position: +3.5m Entire Course



BRISBANE  
RACING CLUB

Section	Overall	1200m	1000m	800m	600m	400m	200m
Section Times	1:20.56 [1] (0:11.59)	1:08.97 [8] (0:11.28)	0:57.69 [9] (0:11.28)	0:46.41 [9] (0:12.15)	0:34.26 [9] (0:11.96)	0:22.30 [9] (0:10.90)	0:11.40 [7] (0:11.40)
Average Speed [km/h]	46.7	63.9	63.8	59.8	59.9	65.6	63.1
Top Speed [km/h]	62.1	65.2	67.4	60.5	62.5	67.6	65.5
Avg. Dist. to Rail [m]	7.3	2.6	1.1	1.0	1.2	1.1	0.8
Avg. Stride Freq. [Hz]	2.2	2.3	2.3	2.2	2.2	2.4	2.4
Avg. Stride Length [m]	5.9	7.7	7.7	7.4	7.4	7.7	7.4



- [ ] Ranking at each section and finish
- .-.- No data available at this section
- NA No data available



Horse/Jockey Name	Charge On
Final Rank	2
Fastest Section Time (Section)	0:10.88 (400m)
Top Speed [km/h] (Section)	66.9 (400m)
Race State	Finished

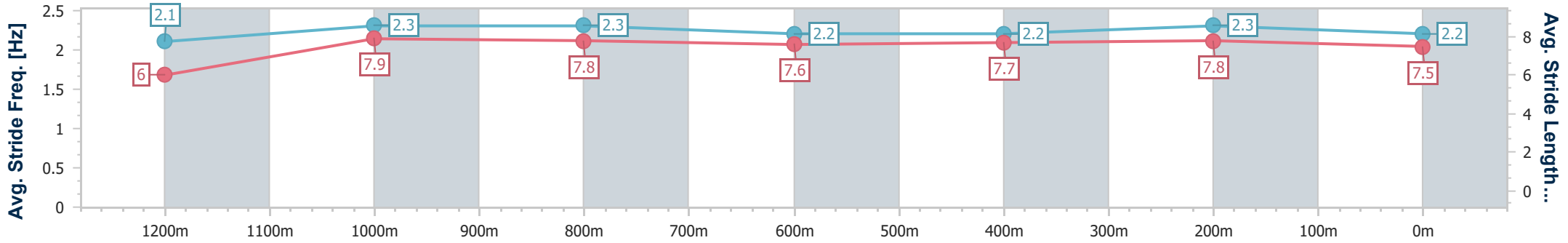
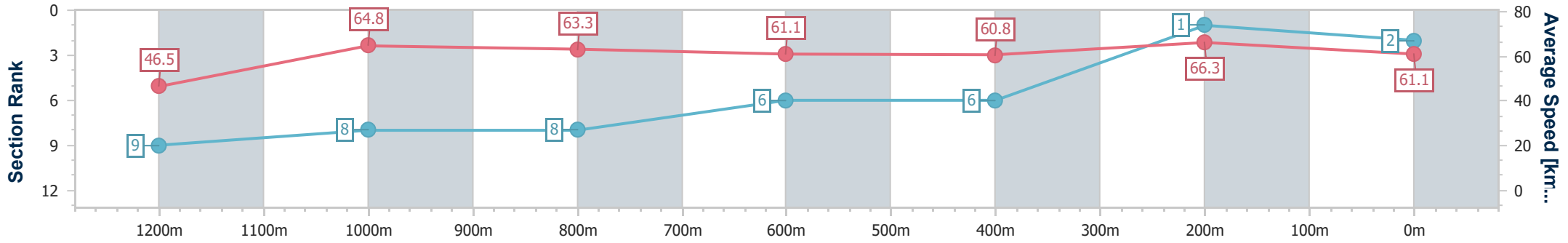


**Doomben QLD Professional**  
**Race 5: XXXX DRY Colts, Geldings and Entires BENCHMARK**  
**78 Handicap - 1350m**  
**01 April 2023 - 14:27**  
**Track Rating: Soft 6, Weather: Overcast, Rail Position: +3.5m Entire Course**



**BRISBANE**  
**RACING CLUB**

Section	Overall	1200m	1000m	800m	600m	400m	200m
Section Times	1:20.57 [2] (0:11.63)	1:08.94 [9] (0:11.10)	0:57.84 [8] (0:11.41)	0:46.43 [8] (0:11.89)	0:34.54 [6] (0:11.87)	0:22.67 [6] (0:10.88)	0:11.79 [1] (0:11.79)
Average Speed [km/h]	46.5	64.8	63.3	61.1	60.8	66.3	61.1
Top Speed [km/h]	63.1	65.5	64.9	62.4	63.2	66.9	66.0
Avg. Dist. to Rail [m]	5.3	1.1	0.8	1.7	0.8	1.5	2.2
Avg. Stride Freq. [Hz]	2.1	2.3	2.3	2.2	2.2	2.3	2.2
Avg. Stride Length [m]	6.0	7.9	7.8	7.6	7.7	7.8	7.5



- [ ] Ranking at each section and finish
- .-.- No data available at this section
- NA No data available



Horse/Jockey Name	Count The Coin
Final Rank	3
Fastest Section Time (Section)	0:10.98 (1200m)
Top Speed [km/h] (Section)	66.0 (1200m)
Race State	Finished

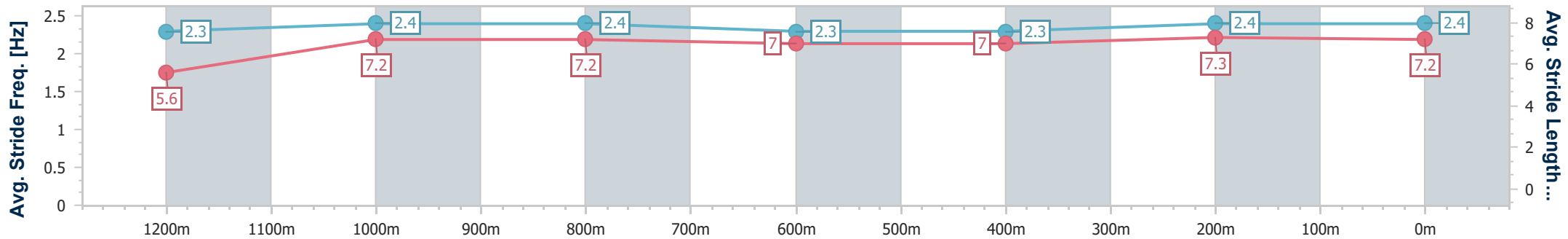
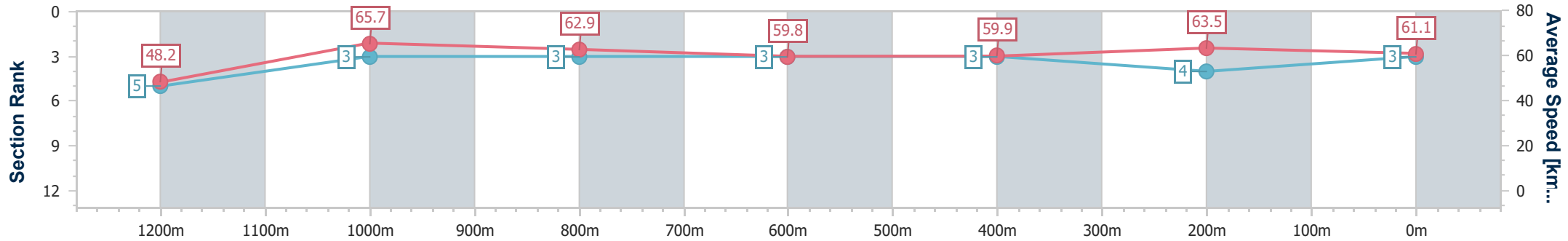


**Doomben QLD Professional**  
**Race 5: XXXX DRY Colts, Geldings and Entires BENCHMARK**  
**78 Handicap - 1350m**  
 01 April 2023 - 14:27  
 Track Rating: Soft 6, Weather: Overcast, Rail Position: +3.5m Entire Course



BRISBANE RACING CLUB

Section	Overall	1200m	1000m	800m	600m	400m	200m
Section Times	1:20.70 [3] (0:11.20)	1:09.50 [5] (0:10.98)	0:58.52 [3] (0:11.45)	0:47.07 [3] (0:12.02)	0:35.05 [3] (0:11.99)	0:23.06 [3] (0:11.28)	0:11.78 [4] (0:11.78)
Average Speed [km/h]	48.2	65.7	62.9	59.8	59.9	63.5	61.1
Top Speed [km/h]	64.3	66.0	64.8	60.7	61.6	65.2	64.7
Avg. Dist. to Rail [m]	1.3	0.7	0.5	0.2	0.8	1.6	1.4
Avg. Stride Freq. [Hz]	2.3	2.4	2.4	2.3	2.3	2.4	2.4
Avg. Stride Length [m]	5.6	7.2	7.2	7.0	7.0	7.3	7.2



- [ ] Ranking at each section and finish
- .-.- No data available at this section
- NA No data available



Horse/Jockey Name	Harlequin Field
Final Rank	4
Fastest Section Time (Section)	0:11.09 (1200m)
Top Speed [km/h] (Section)	65.6 (1200m)
Race State	Finished

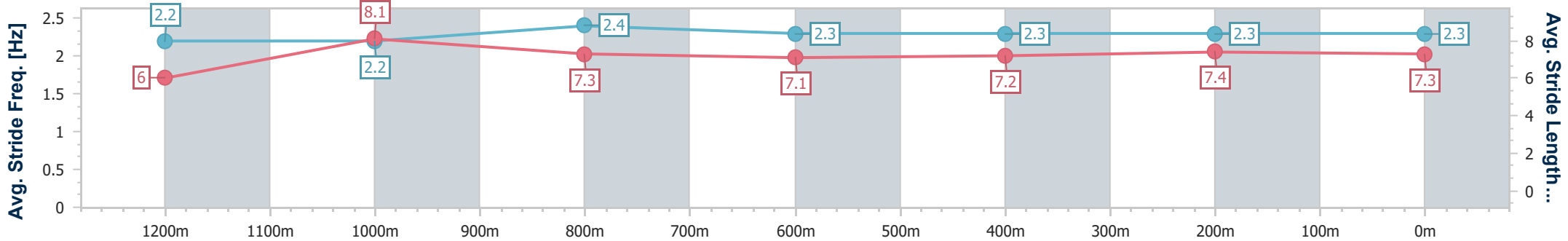
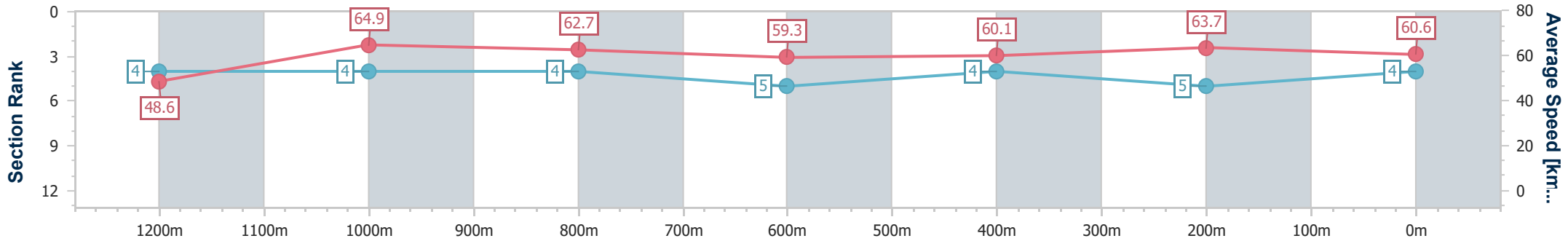


**Doomben QLD Professional**  
**Race 5: XXXX DRY Colts, Geldings and Entires BENCHMARK**  
**78 Handicap - 1350m**  
**01 April 2023 - 14:27**  
**Track Rating: Soft 6, Weather: Overcast, Rail Position: +3.5m Entire Course**



**BRISBANE**  
**RACING CLUB**

Section	Overall	1200m	1000m	800m	600m	400m	200m
Section Times	1:20.91 [4] (0:11.12)	1:09.79 [4] (0:11.09)	0:58.70 [4] (0:11.47)	0:47.23 [4] (0:12.15)	0:35.08 [5] (0:11.93)	0:23.15 [4] (0:11.28)	0:11.87 [5] (0:11.87)
Average Speed [km/h]	48.6	64.9	62.7	59.3	60.1	63.7	60.6
Top Speed [km/h]	64.1	65.6	65.1	60.4	62.8	65.4	63.2
Avg. Dist. to Rail [m]	3.1	1.3	0.2	0.2	0.8	1.4	1.4
Avg. Stride Freq. [Hz]	2.2	2.2	2.4	2.3	2.3	2.3	2.3
Avg. Stride Length [m]	6.0	8.1	7.3	7.1	7.2	7.4	7.3



- [ ] Ranking at each section and finish
- .-.- No data available at this section
- NA No data available



Horse/Jockey Name	Swanston
Final Rank	5
Fastest Section Time (Section)	0:11.07 (Overall)
Top Speed [km/h] (Section)	67.0 (400m)
Race State	Finished

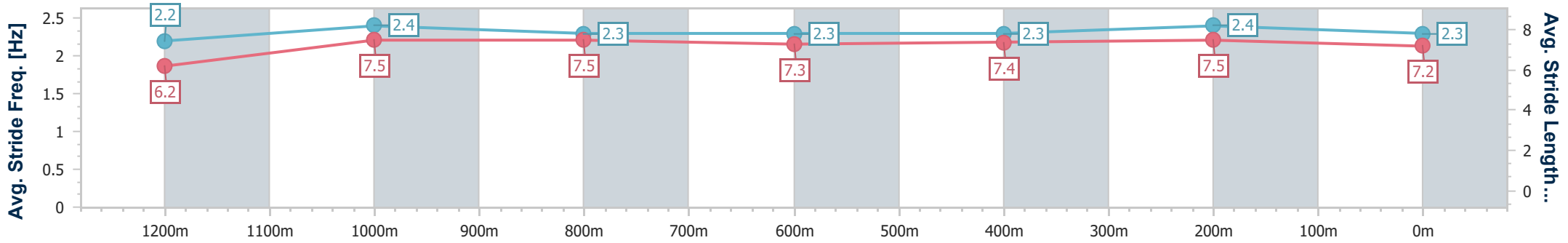
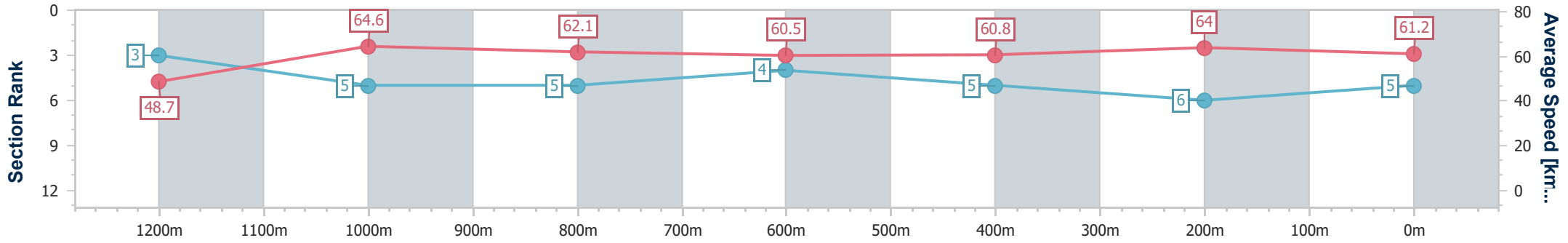


**Doomben QLD Professional**  
**Race 5: XXXX DRY Colts, Geldings and Entires BENCHMARK**  
**78 Handicap - 1350m**  
 01 April 2023 - 14:27  
 Track Rating: Soft 6, Weather: Overcast, Rail Position: +3.5m Entire Course



BRISBANE  
RACING CLUB

Section	Overall	1200m	1000m	800m	600m	400m	200m
Section Times	1:20.91 [5] (0:11.07)	1:09.84 [3] (0:11.16)	0:58.68 [5] (0:11.63)	0:47.05 [5] (0:11.99)	0:35.06 [4] (0:11.99)	0:23.07 [5] (0:11.27)	0:11.80 [6] (0:11.80)
Average Speed [km/h]	48.7	64.6	62.1	60.5	60.8	64.0	61.2
Top Speed [km/h]	63.9	65.8	64.9	62.0	61.9	67.0	63.5
Avg. Dist. to Rail [m]	5.5	2.8	1.3	1.6	2.0	1.9	3.3
Avg. Stride Freq. [Hz]	2.2	2.4	2.3	2.3	2.3	2.4	2.3
Avg. Stride Length [m]	6.2	7.5	7.5	7.3	7.4	7.5	7.2



- [ ] Ranking at each section and finish
- .-.- No data available at this section
- NA No data available



Horse/Jockey Name	A Big Chance
Final Rank	6
Fastest Section Time (Section)	0:11.06 (1200m)
Top Speed [km/h] (Section)	65.9 (1200m)
Race State	Finished

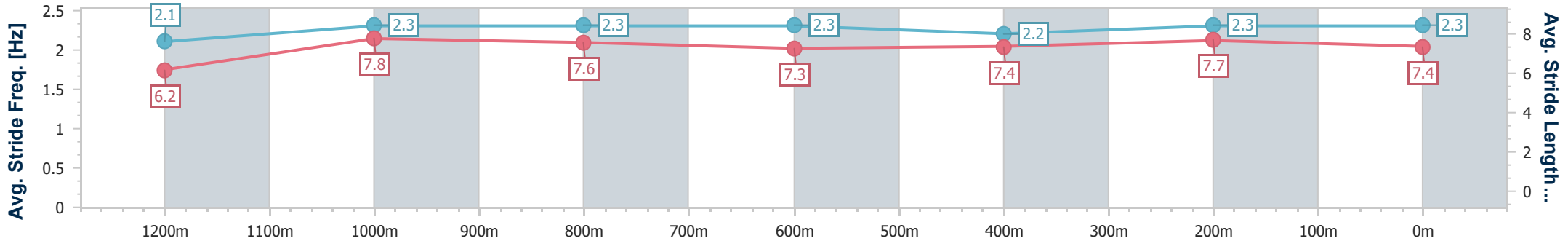
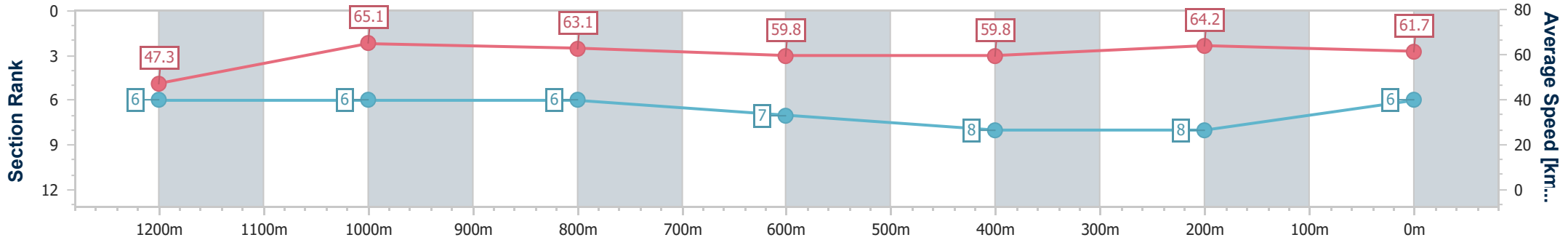


**Doomben QLD Professional**  
**Race 5: XXXX DRY Colts, Geldings and Entires BENCHMARK**  
**78 Handicap - 1350m**  
**01 April 2023 - 14:27**  
**Track Rating: Soft 6, Weather: Overcast, Rail Position: +3.5m Entire Course**



**BRISBANE**  
**RACING CLUB**

Section	Overall	1200m	1000m	800m	600m	400m	200m
Section Times	1:20.92 [6] (0:11.41)	1:09.51 [6] (0:11.06)	0:58.45 [6] (0:11.46)	0:46.99 [6] (0:12.09)	0:34.90 [7] (0:12.04)	0:22.86 [8] (0:11.19)	0:11.67 [8] (0:11.67)
Average Speed [km/h]	47.3	65.1	63.1	59.8	59.8	64.2	61.7
Top Speed [km/h]	63.8	65.9	65.5	60.7	62.4	65.6	64.4
Avg. Dist. to Rail [m]	1.9	1.3	1.0	0.9	0.3	1.0	3.8
Avg. Stride Freq. [Hz]	2.1	2.3	2.3	2.3	2.2	2.3	2.3
Avg. Stride Length [m]	6.2	7.8	7.6	7.3	7.4	7.7	7.4



- [ ] Ranking at each section and finish
- .-.- No data available at this section
- NA No data available





Horse/Jockey Name	The General
Final Rank	7
Fastest Section Time (Section)	0:10.97 (1200m)
Top Speed [km/h] (Section)	66.0 (1200m)
Race State	Finished

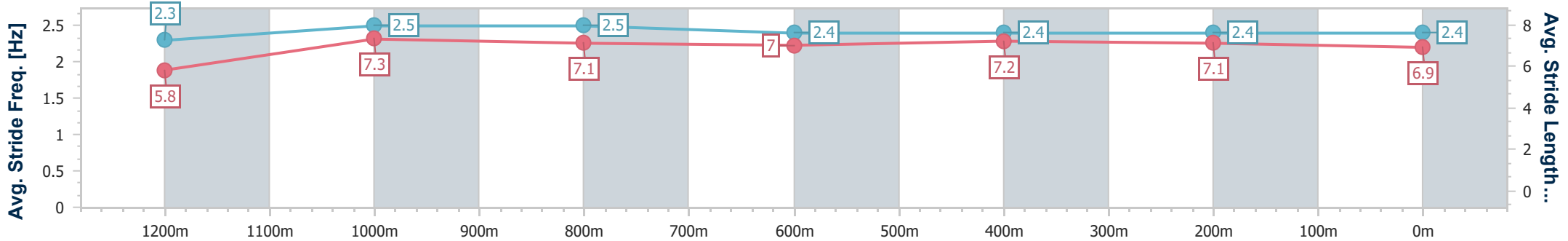
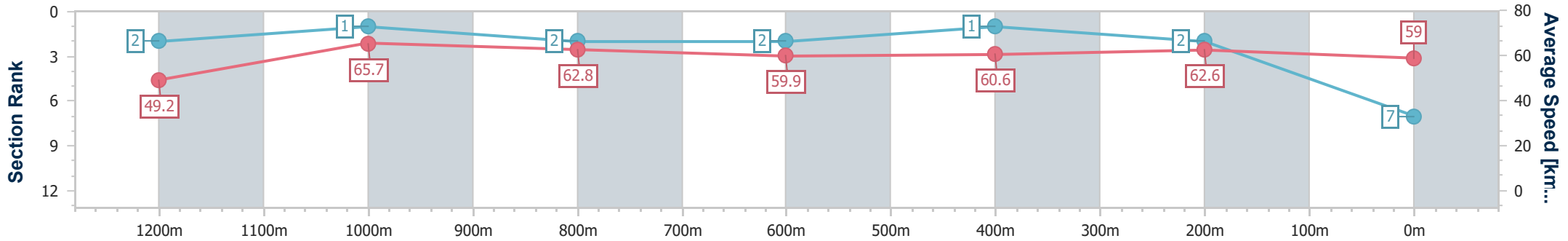


**Doomben QLD Professional**  
**Race 5: XXXX DRY Colts, Geldings and Entires BENCHMARK**  
**78 Handicap - 1350m**  
**01 April 2023 - 14:27**  
**Track Rating: Soft 6, Weather: Overcast, Rail Position: +3.5m Entire Course**



**BRISBANE**  
**RACING CLUB**

Section	Overall	1200m	1000m	800m	600m	400m	200m
Section Times	1:21.12 [7] (0:10.98)	1:10.14 [2] (0:10.97)	0:59.17 [1] (0:11.49)	0:47.68 [2] (0:12.11)	0:35.57 [2] (0:11.87)	0:23.70 [1] (0:11.47)	0:12.23 [2] (0:12.23)
Average Speed [km/h]	49.2	65.7	62.8	59.9	60.6	62.6	59.0
Top Speed [km/h]	65.4	66.0	65.6	61.0	62.7	64.1	61.8
Avg. Dist. to Rail [m]	4.7	3.2	1.5	1.4	0.7	0.6	0.6
Avg. Stride Freq. [Hz]	2.3	2.5	2.5	2.4	2.4	2.4	2.4
Avg. Stride Length [m]	5.8	7.3	7.1	7.0	7.2	7.1	6.9



- [ ] Ranking at each section and finish
- .-.- No data available at this section
- NA No data available



Horse/Jockey Name	Field Regiment
Final Rank	8
Fastest Section Time (Section)	0:10.92 (Overall)
Top Speed [km/h] (Section)	66.1 (1200m)
Race State	Finished

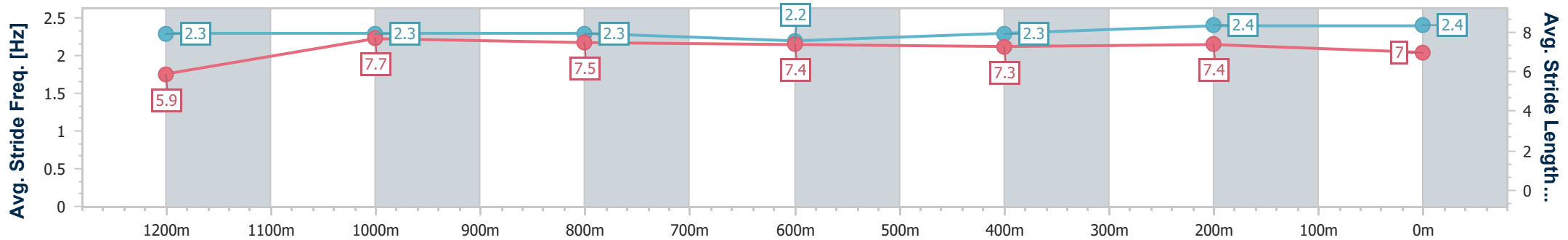
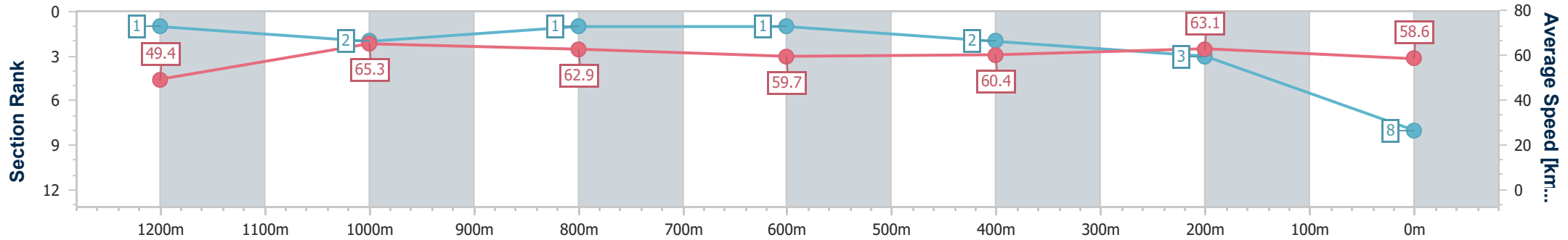


**Doomben QLD Professional**  
**Race 5: XXXX DRY Colts, Geldings and Entires BENCHMARK**  
**78 Handicap - 1350m**  
 01 April 2023 - 14:27  
 Track Rating: Soft 6, Weather: Overcast, Rail Position: +3.5m Entire Course



BRISBANE  
RACING CLUB

Section	Overall	1200m	1000m	800m	600m	400m	200m
Section Times	1:21.16 [8] (0:10.92)	1:10.24 [1] (0:11.06)	0:59.18 [2] (0:11.37)	0:47.81 [1] (0:12.05)	0:35.76 [1] (0:12.05)	0:23.71 [2] (0:11.43)	0:12.28 [3] (0:12.28)
Average Speed [km/h]	49.4	65.3	62.9	59.7	60.4	63.1	58.6
Top Speed [km/h]	65.8	66.1	65.4	60.7	63.4	65.6	62.6
Avg. Dist. to Rail [m]	7.0	4.8	1.3	1.3	1.9	1.2	1.4
Avg. Stride Freq. [Hz]	2.3	2.3	2.3	2.2	2.3	2.4	2.4
Avg. Stride Length [m]	5.9	7.7	7.5	7.4	7.3	7.4	7.0



- [ ] Ranking at each section and finish
- .-.- No data available at this section
- NA No data available



Horse/Jockey Name	Applecross
Final Rank	9
Fastest Section Time (Section)	0:10.99 (1200m)
Top Speed [km/h] (Section)	67.3 (1200m)
Race State	Finished

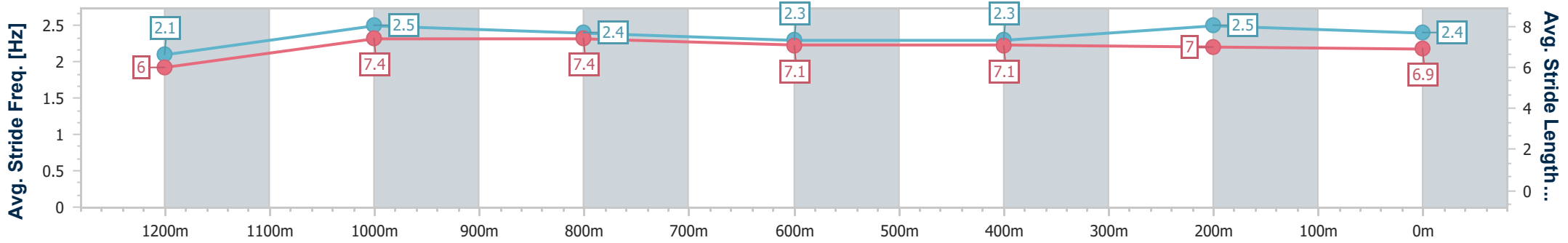
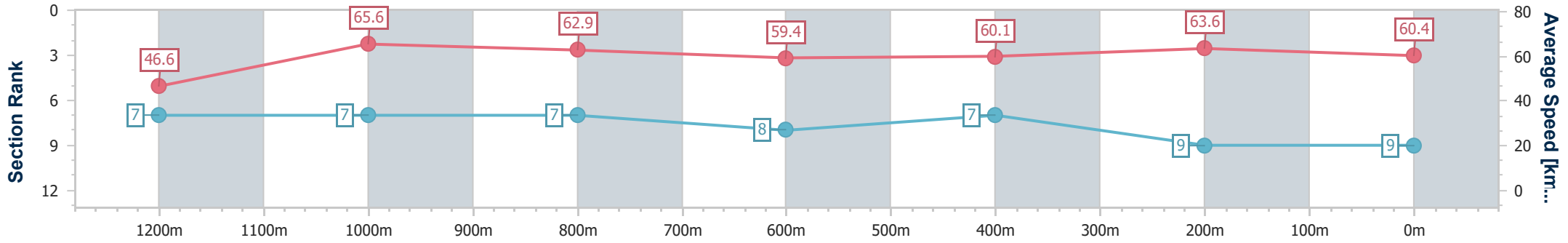


**Doomben QLD Professional**  
**Race 5: XXXX DRY Colts, Geldings and Entires BENCHMARK**  
**78 Handicap - 1350m**  
**01 April 2023 - 14:27**  
**Track Rating: Soft 6, Weather: Overcast, Rail Position: +3.5m Entire Course**



**BRISBANE**  
**RACING CLUB**

Section	Overall	1200m	1000m	800m	600m	400m	200m
Section Times	1:21.18 [9] (0:11.56)	1:09.62 [7] (0:10.99)	0:58.63 [7] (0:11.46)	0:47.17 [7] (0:12.09)	0:35.08 [8] (0:11.90)	0:23.18 [7] (0:11.29)	0:11.89 [9] (0:11.89)
Average Speed [km/h]	46.6	65.6	62.9	59.4	60.1	63.6	60.4
Top Speed [km/h]	63.6	67.3	65.6	60.2	61.6	65.9	64.1
Avg. Dist. to Rail [m]	3.0	0.7	0.4	0.5	1.0	1.7	2.0
Avg. Stride Freq. [Hz]	2.1	2.5	2.4	2.3	2.3	2.5	2.4
Avg. Stride Length [m]	6.0	7.4	7.4	7.1	7.1	7.0	6.9



- [ ] Ranking at each section and finish
- .-.- No data available at this section
- NA No data available