



Doomben QLD Professional

Race 6: CASCADE Fillies and Mares BENCHMARK 78 Handicap - 1350m

01 April 2023 - 15:10



BRISBANE
RACING CLUB

Track Rating: Soft 6, Weather: Overcast, Rail Position: +3.5m Entire Course

Section												Last 600m	
Field Times		Overall	1200m	1000m	800m	600m	400m						0:35.43
		1:19.63 (0:10.67)	1:08.96 (0:10.66)	0:58.30 (0:11.22)	0:47.08 (0:11.65)	0:35.43 (0:11.69)	0:23.74 (0:11.52)						
Rank	TAB	Horse/Jockey	Barrier	Top Speed [km/h]	Fastest Section							Distance Travelled [m]	
1	11	ARGYLE PINK Angela Jones	14	68.4 1200m	0:10.67 Overall	1:19.63 [1] (0:10.67)	1:08.96 [1] (0:10.76)	0:58.20 [2] (0:11.12)	0:47.08 [1] (0:11.80)	0:35.28 [3] (0:11.54)	0:23.74 [1] (0:11.52)	0:35.28	
2	6	MISS BALTIMORE Andrew Mallyon	8	66.9 1200m	0:10.94 1200m	1:19.67 [2] (0:11.04)	1:08.63 [7] (0:10.94)	0:57.69 [7] (0:11.19)	0:46.50 [6] (0:11.59)	0:34.91 [6] (0:11.76)	0:23.15 [6] (0:11.28)	0:34.91	+5
3	12	SABALENKA Damien Thornton	6	66.5 1200m	0:10.93 1200m	1:19.73 [3] (0:11.18)	1:08.55 [8] (0:10.93)	0:57.62 [8] (0:11.32)	0:46.30 [8] (0:11.56)	0:34.74 [8] (0:11.68)	0:23.06 [7] (0:11.24)	0:34.74	-2
4	1	VALLEY OF DREAMS Melea Castle	2	67.9 1200m	0:10.79 Overall	1:19.90 [4] (0:10.79)	1:09.11 [3] (0:10.89)	0:58.22 [4] (0:11.26)	0:46.96 [4] (0:11.65)	0:35.31 [4] (0:11.81)	0:23.50 [5] (0:11.36)	0:35.31	+5
5	8	BULLOO Nikita Beriman	5	66.6 1200m	0:10.98 1200m	1:19.93 [5] (0:11.37)	1:08.56 [10] (0:10.98)	0:57.58 [10] (0:11.26)	0:46.32 [10] (0:11.52)	0:34.80 [10] (0:11.54)	0:23.26 [9] (0:11.35)	0:34.80	-3
6	7	BOHO BEAUTY Jim Byrne	4	67.1 1200m	0:10.95 Overall	1:19.99 [6] (0:10.95)	1:09.04 [6] (0:10.97)	0:58.07 [6] (0:11.28)	0:46.79 [7] (0:11.63)	0:35.16 [7] (0:11.76)	0:23.40 [8] (0:11.40)	0:35.16	+4
7	10	REEANON Mark Du Plessis	1	66.3 1200m	0:10.88 Overall	1:20.02 [7] (0:10.88)	1:09.14 [4] (0:11.01)	0:58.13 [5] (0:11.28)	0:46.85 [5] (0:11.53)	0:35.32 [5] (0:11.76)	0:23.56 [4] (0:11.44)	0:35.32	-1
8	2	DEEP SCEIVA Brodie Loy	10	68.4 1200m	0:10.56 1200m	1:20.02 [8] (0:10.96)	1:09.06 [5] (0:10.56)	0:58.50 [3] (0:11.24)	0:47.26 [3] (0:11.58)	0:35.68 [1] (0:11.72)	0:23.96 [2] (0:11.68)	0:35.68	+0
9	14	SIENNA'S AWARD Rikki Jamieson	11	66.2 1200m	0:11.03 1200m	1:20.37 [9] (0:11.55)	1:08.82 [11] (0:11.03)	0:57.79 [11] (0:11.24)	0:46.55 [11] (0:11.59)	0:34.96 [11] (0:11.59)	0:23.37 [11] (0:11.37)	0:34.96	+3
10	9	GEE BEE ESS Sean Cormack	13	66.8 1200m	0:10.94 1200m	1:20.42 [10] (0:11.71)	1:08.71 [12] (0:10.94)	0:57.77 [12] (0:11.25)	0:46.52 [12] (0:11.50)	0:35.02 [12] (0:11.60)	0:23.42 [12] (0:11.25)	0:35.02	-1

Scratched: Vinasta (#3)



Doomben QLD Professional

Race 6: CASCADE Fillies and Mares BENCHMARK 78 Handicap - 1350m

01 April 2023 - 15:10



BRISBANE
RACING CLUB

Track Rating: Soft 6, Weather: Overcast, Rail Position: +3.5m Entire Course

Section	Overall	1200m	1000m	800m	600m	400m	Last 600m
Field Times	1:19.63 (0:10.67)	1:08.96 (0:10.66)	0:58.30 (0:11.22)	0:47.08 (0:11.65)	0:35.43 (0:11.69)	0:23.74 (0:11.52)	0:35.43

Rank	TAB	Horse/Jockey	Barrier	Top Speed [km/h]	Fastest Section	Overall	1200m	1000m	800m	600m	400m	Last 600m	Distance Travelled [m]
11	4	DA PARTY GAL James Orman	7	67.0 1200m	0:10.92 1200m	1:20.68 [11] (0:11.28)	1:09.40 [9] (0:10.92)	0:58.48 [9] (0:11.29)	0:47.19 [9] (0:11.58)	0:35.61 [9] (0:11.74)	0:23.87 [10] (0:11.40)	0:35.61	+3
12	15	EVRYNOW'N'THEN Corey Bayliss	15	67.0 1200m	0:10.91 1200m	1:20.89 [12] (0:12.07)	1:08.82 [13] (0:10.91)	0:57.91 [13] (0:11.19)	0:46.72 [13] (0:11.59)	0:35.13 [13] (0:11.55)	0:23.58 [13] (0:11.33)	0:35.13	-1
13	5	XTRA GEAR Tegan Harrison	3	68.7 1200m	0:10.65 1200m	1:20.95 [13] (0:10.68)	1:10.27 [2] (0:10.65)	0:59.62 [1] (0:11.25)	0:48.37 [2] (0:11.62)	0:36.75 [2] (0:11.81)	0:24.94 [3] (0:11.79)	0:36.75	-3
14	13	EPICURIOUS Michael Cahill	9	66.2 1000m	0:11.04 1000m	1:21.53 [14] (0:12.86)	1:08.67 [14] (0:11.24)	0:57.43 [14] (0:11.04)	0:46.39 [14] (0:11.30)	0:35.09 [14] (0:11.48)	0:23.61 [14] (0:11.35)	0:35.09	+2

Scratched: Vinasta (#3)



Doomben QLD Professional

Race 6: CASCADE Fillies and Mares BENCHMARK 78 Handicap - 1350m

01 April 2023 - 15:10



BRISBANE
RACING CLUB

Track Rating: Soft 6, Weather: Overcast, Rail Position: +3.5m Entire Course

Section				200m				Last 600m	
Field Times				0:12.22 (0:12.22)				0:35.43	
Rank	TAB	Horse/Jockey	Barrier	Top Speed [km/h]	Fastest Section	Margin			Distance Travelled [m]
1	11	ARGYLE PINK Angela Jones	14	68.4 1200m	0:10.67 Overall	0:12.22 [1] (0:12.22)	1:19.63		0:35.28
2	6	MISS BALTIMORE Andrew Mallyon	8	66.9 1200m	0:10.94 1200m	0:11.87 [4] (0:11.87)	0.19L		0:34.91 +5
3	12	SABALENKA Damien Thornton	6	66.5 1200m	0:10.93 1200m	0:11.82 [6] (0:11.82)	0.58L		0:34.74 -2
4	1	VALLEY OF DREAMS Melea Castle	2	67.9 1200m	0:10.79 Overall	0:12.14 [3] (0:12.14)	1.58L		0:35.31 +5
5	8	BULLOO Nikita Beriman	5	66.6 1200m	0:10.98 1200m	0:11.91 [8] (0:11.91)	1.77L		0:34.80 -3
6	7	BOHO BEAUTY Jim Byrne	4	67.1 1200m	0:10.95 Overall	0:12.00 [9] (0:12.00)	2.08L		0:35.16 +4
7	10	REEANON Mark Du Plessis	1	66.3 1200m	0:10.88 Overall	0:12.12 [5] (0:12.12)	2.26L		0:35.32 -1
8	2	DEEP SCEIVA Brodie Loy	10	68.4 1200m	0:10.56 1200m	0:12.28 [2] (0:12.28)	2.29L		0:35.68 +0
9	14	SIENNA'S AWARD Rikki Jamieson	11	66.2 1200m	0:11.03 1200m	0:12.00 [12] (0:12.00)	4.34L		0:34.96 +3
10	9	GEE BEE ESS Sean Cormack	13	66.8 1200m	0:10.94 1200m	0:12.17 [11] (0:12.17)	4.61L		0:35.02 -1

Scratched: Vinasta (#3)



Doomben QLD Professional

Race 6: CASCADE Fillies and Mares BENCHMARK 78 Handicap - 1350m

01 April 2023 - 15:10



BRISBANE
RACING CLUB

Track Rating: Soft 6, Weather: Overcast, Rail Position: +3.5m Entire Course

Section				200m				Last 600m	
Field Times				0:12.22 (0:12.22)				0:35.43	
Rank	TAB	Horse/Jockey	Barrier	Top Speed [km/h]	Fastest Section	Margin			Distance Travelled [m]
11	4	DA PARTY GAL James Orman	7	67.0 1200m	0:10.92 1200m	0:12.47 [10] (0:12.47)	6.14L		0:35.61 +3
12	15	EVRYNOW'N'THEN Corey Bayliss	15	67.0 1200m	0:10.91 1200m	0:12.25 [13] (0:12.25)	7.39L		0:35.13 -1
13	5	XTRA GEAR Tegan Harrison	3	68.7 1200m	0:10.65 1200m	0:13.15 [7] (0:13.15)	7.75L		0:36.75 -3
14	13	EPICURIOUS Michael Cahill	9	66.2 1000m	0:11.04 1000m	0:12.26 [14] (0:12.26)	11.13L		0:35.09 +2

Scratched: Vinasta (#3)



Horse/Jockey Name	Argyle Pink
Final Rank	1
Fastest Section Time (Section)	0:10.67 (Overall)
Top Speed [km/h] (Section)	68.4 (1200m)
Race State	Finished

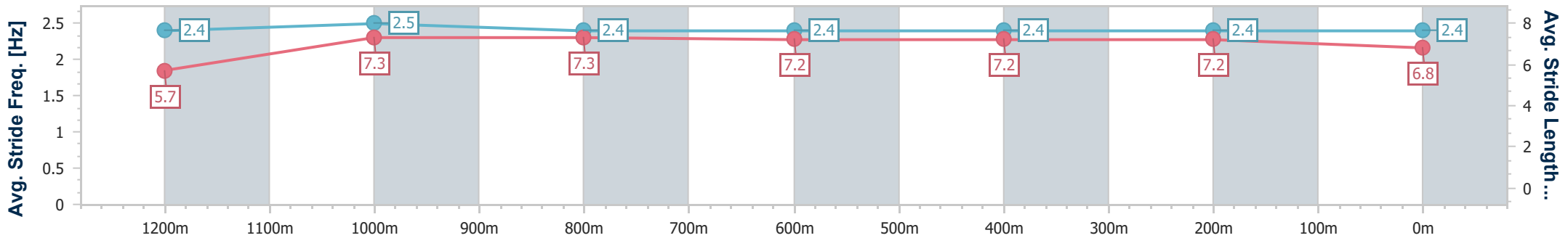
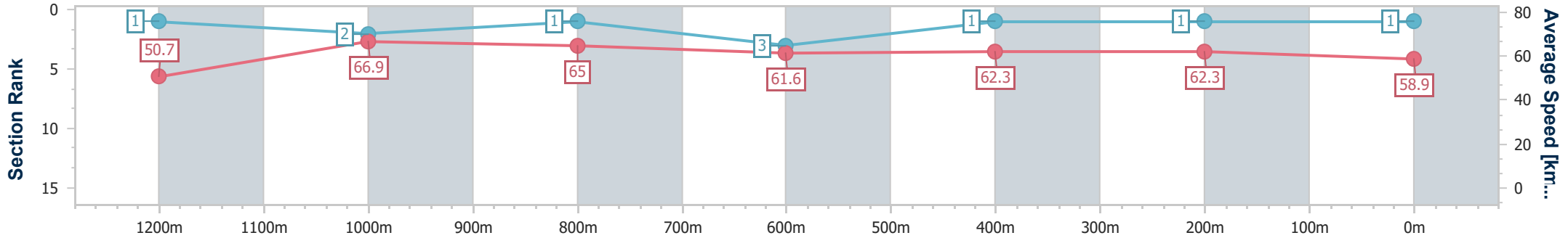


Doomben QLD Professional
Race 6: CASCADE Fillies and Mares BENCHMARK 78
 Handicap - 1350m
 01 April 2023 - 15:10
 Track Rating: Soft 6, Weather: Overcast, Rail Position: +3.5m Entire Course



BRISBANE
RACING CLUB

Section	Overall	1200m	1000m	800m	600m	400m	200m
Section Times	1:19.63 [1] (0:10.67)	1:08.96 [1] (0:10.76)	0:58.20 [2] (0:11.12)	0:47.08 [1] (0:11.80)	0:35.28 [3] (0:11.54)	0:23.74 [1] (0:11.52)	0:12.22 [1] (0:12.22)
Average Speed [km/h]	50.7	66.9	65.0	61.6	62.3	62.3	58.9
Top Speed [km/h]	65.2	68.4	67.0	63.0	63.1	63.6	62.0
Avg. Dist. to Rail [m]	10.0	2.3	1.4	1.6	0.8	0.8	1.3
Avg. Stride Freq. [Hz]	2.4	2.5	2.4	2.4	2.4	2.4	2.4
Avg. Stride Length [m]	5.7	7.3	7.3	7.2	7.2	7.2	6.8



- [] Ranking at each section and finish
- .-.- No data available at this section
- NA No data available



Horse/Jockey Name	Miss Baltimore
Final Rank	2
Fastest Section Time (Section)	0:10.94 (1200m)
Top Speed [km/h] (Section)	66.9 (1200m)
Race State	Finished

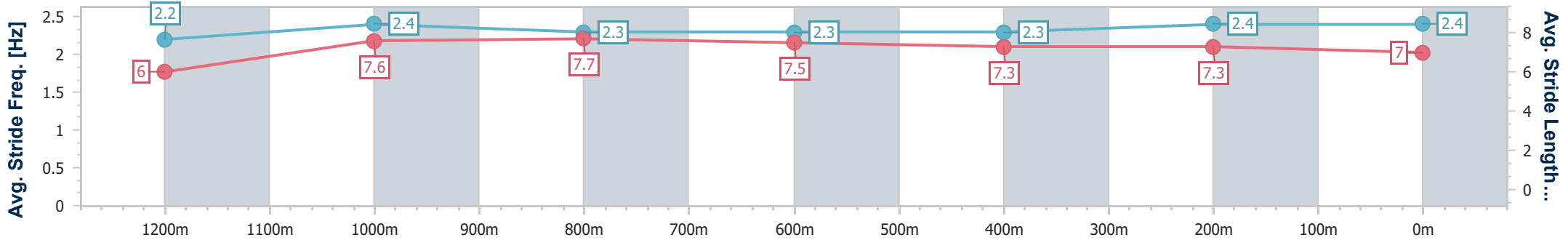
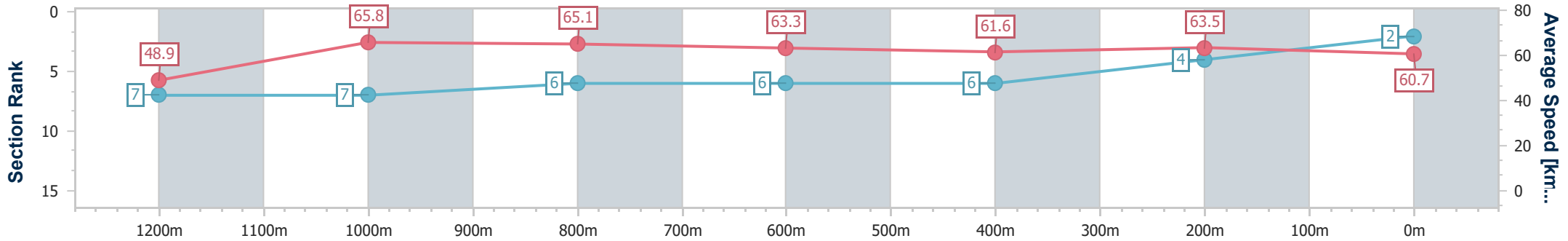


Doomben QLD Professional
Race 6: CASCADE Fillies and Mares BENCHMARK 78
 Handicap - 1350m
 01 April 2023 - 15:10
 Track Rating: Soft 6, Weather: Overcast, Rail Position: +3.5m Entire Course



BRISBANE
RACING CLUB

Section	Overall	1200m	1000m	800m	600m	400m	200m
Section Times	1:19.67 [2] (0:11.04)	1:08.63 [7] (0:10.94)	0:57.69 [7] (0:11.19)	0:46.50 [6] (0:11.59)	0:34.91 [6] (0:11.76)	0:23.15 [6] (0:11.28)	0:11.87 [4] (0:11.87)
Average Speed [km/h]	48.9	65.8	65.1	63.3	61.6	63.5	60.7
Top Speed [km/h]	64.9	66.9	65.9	64.5	63.1	64.7	62.9
Avg. Dist. to Rail [m]	9.2	5.2	4.1	3.8	1.6	1.2	0.6
Avg. Stride Freq. [Hz]	2.2	2.4	2.3	2.3	2.3	2.4	2.4
Avg. Stride Length [m]	6.0	7.6	7.7	7.5	7.3	7.3	7.0



- [] Ranking at each section and finish
- .-.- No data available at this section
- NA No data available



Horse/Jockey Name	Sabalenka
Final Rank	3
Fastest Section Time (Section)	0:10.93 (1200m)
Top Speed [km/h] (Section)	66.5 (1200m)
Race State	Finished

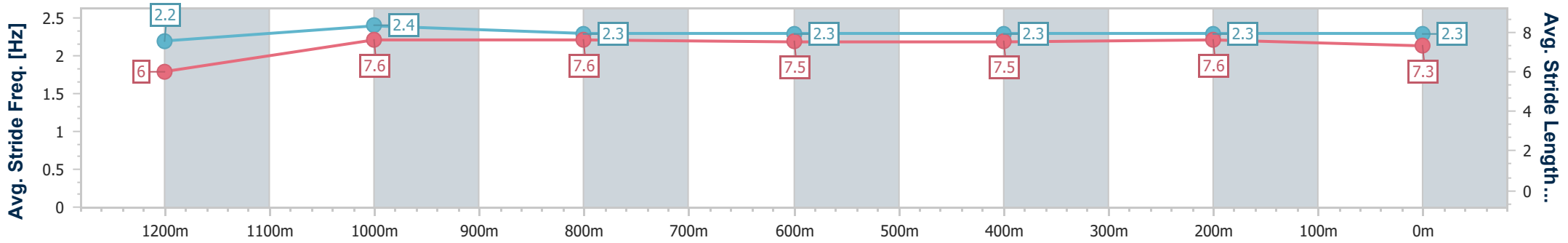
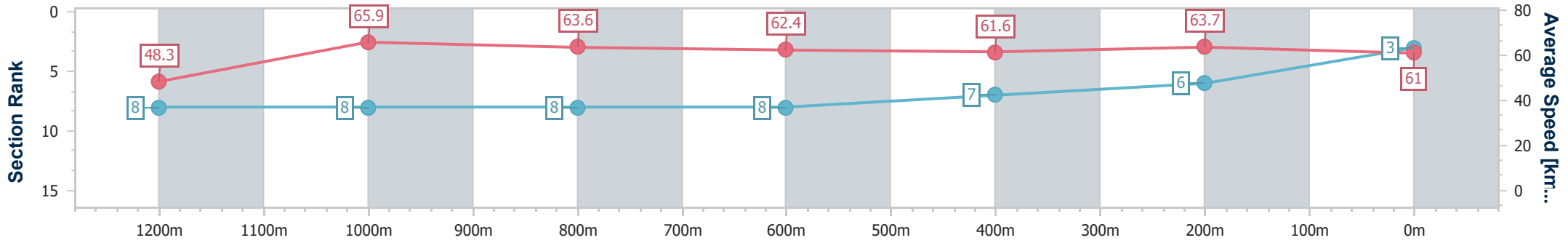


Doomben QLD Professional
Race 6: CASCADE Fillies and Mares BENCHMARK 78
 Handicap - 1350m
 01 April 2023 - 15:10
 Track Rating: Soft 6, Weather: Overcast, Rail Position: +3.5m Entire Course



BRISBANE
RACING CLUB

Section	Overall	1200m	1000m	800m	600m	400m	200m						
Section Times	1:19.73 [3] (0:11.18)	1:08.55 [8] (0:10.93)	0:57.62 [8] (0:11.32)	0:46.30 [8] (0:11.56)	0:34.74 [8] (0:11.68)	0:23.06 [7] (0:11.24)	0:11.82 [6] (0:11.82)						
Average Speed [km/h]	48.3	65.9	63.6	62.4	61.6	63.7	61.0						
Top Speed [km/h]	66.0	66.5	65.3	63.1	63.0	65.4	62.6						
Avg. Dist. to Rail [m]	5.4	1.3	0.2	0.8	1.0	1.9	2.0						
Avg. Stride Freq. [Hz]	2.2	2.4	2.3	2.3	2.3	2.3	2.3						
Avg. Stride Length [m]	6.0	7.6	7.6	7.5	7.5	7.6	7.3						



- [] Ranking at each section and finish
- .-.- No data available at this section
- NA No data available



Horse/Jockey Name	Valley Of Dreams
Final Rank	4
Fastest Section Time (Section)	0:10.79 (Overall)
Top Speed [km/h] (Section)	67.9 (1200m)
Race State	Finished

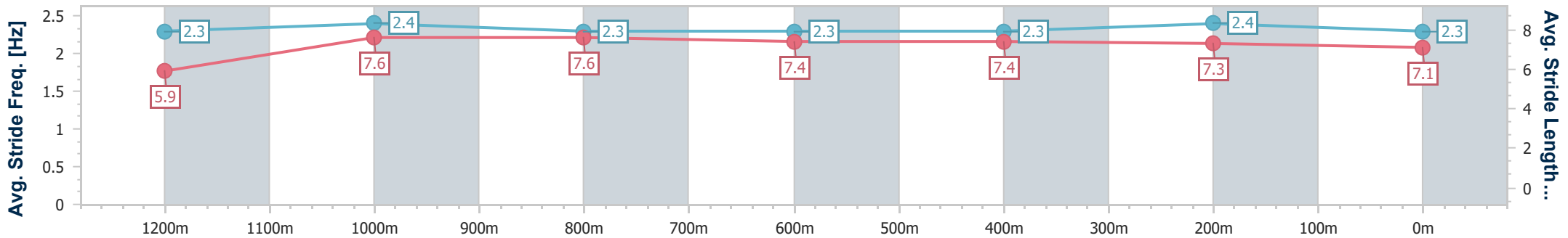
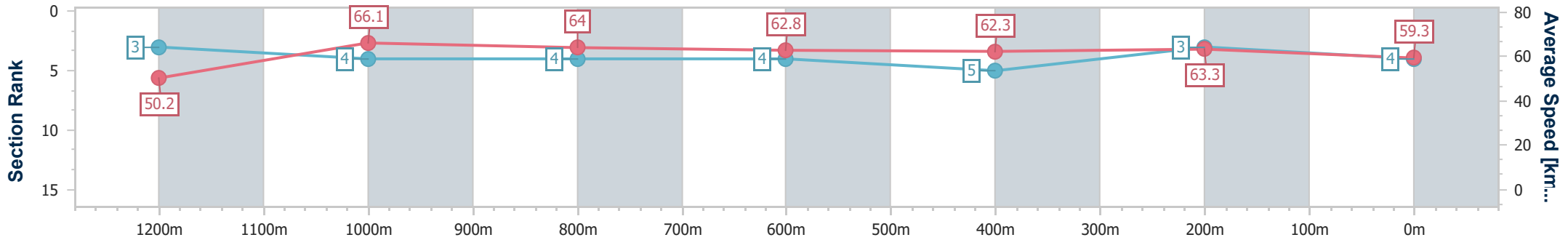


Doomben QLD Professional
Race 6: CASCADE Fillies and Mares BENCHMARK 78
 Handicap - 1350m
 01 April 2023 - 15:10
 Track Rating: Soft 6, Weather: Overcast, Rail Position: +3.5m Entire Course



BRISBANE
RACING CLUB

Section	Overall	1200m	1000m	800m	600m	400m	200m
Section Times	1:19.90 [4] (0:10.79)	1:09.11 [3] (0:10.89)	0:58.22 [4] (0:11.26)	0:46.96 [4] (0:11.65)	0:35.31 [4] (0:11.81)	0:23.50 [5] (0:11.36)	0:12.14 [3] (0:12.14)
Average Speed [km/h]	50.2	66.1	64.0	62.8	62.3	63.3	59.3
Top Speed [km/h]	65.8	67.9	65.5	63.5	63.0	64.8	63.1
Avg. Dist. to Rail [m]	2.1	0.8	0.7	3.3	3.7	0.7	0.7
Avg. Stride Freq. [Hz]	2.3	2.4	2.3	2.3	2.3	2.4	2.3
Avg. Stride Length [m]	5.9	7.6	7.6	7.4	7.4	7.3	7.1



- [] Ranking at each section and finish
- .-.- No data available at this section
- NA No data available



Horse/Jockey Name	Bulloo
Final Rank	5
Fastest Section Time (Section)	0:10.98 (1200m)
Top Speed [km/h] (Section)	66.6 (1200m)
Race State	Finished

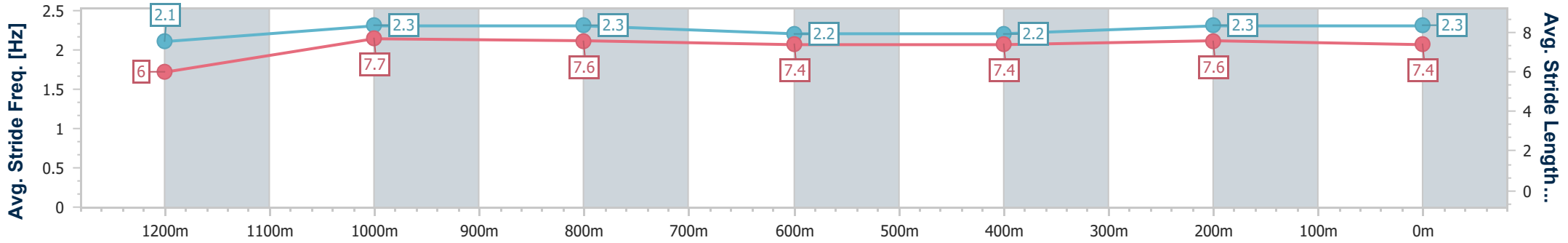
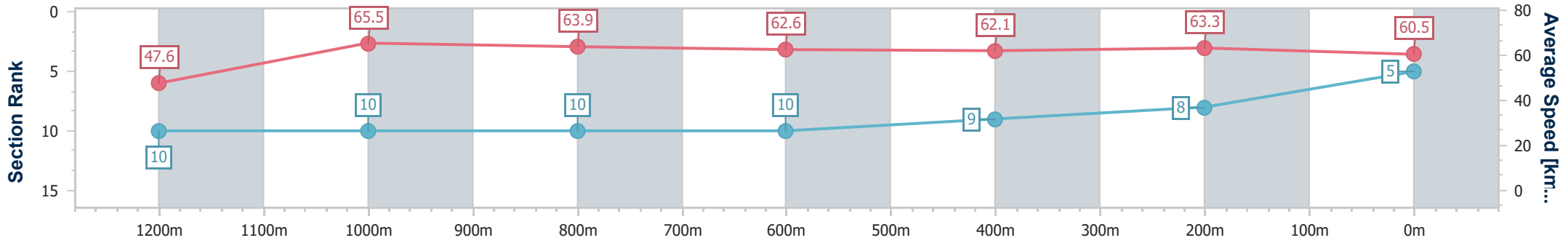


Doomben QLD Professional
Race 6: CASCADE Fillies and Mares BENCHMARK 78
 Handicap - 1350m
 01 April 2023 - 15:10
 Track Rating: Soft 6, Weather: Overcast, Rail Position: +3.5m Entire Course



BRISBANE
RACING CLUB

Section	Overall	1200m	1000m	800m	600m	400m	200m
Section Times	1:19.93 [5] (0:11.37)	1:08.56 [10] (0:10.98)	0:57.58 [10] (0:11.26)	0:46.32 [10] (0:11.52)	0:34.80 [10] (0:11.54)	0:23.26 [9] (0:11.35)	0:11.91 [8] (0:11.91)
Average Speed [km/h]	47.6	65.5	63.9	62.6	62.1	63.3	60.5
Top Speed [km/h]	66.0	66.6	65.8	63.3	63.6	64.5	63.4
Avg. Dist. to Rail [m]	3.8	0.3	0.2	0.2	0.7	0.8	2.5
Avg. Stride Freq. [Hz]	2.1	2.3	2.3	2.2	2.2	2.3	2.3
Avg. Stride Length [m]	6.0	7.7	7.6	7.4	7.4	7.6	7.4



- [] Ranking at each section and finish
- .-.- No data available at this section
- NA No data available



Horse/Jockey Name	Boho Beauty
Final Rank	6
Fastest Section Time (Section)	0:10.95 (Overall)
Top Speed [km/h] (Section)	67.1 (1200m)
Race State	Finished

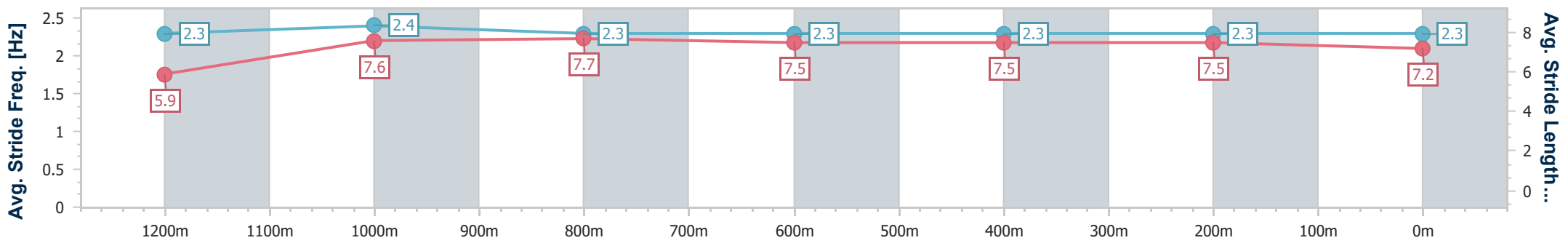
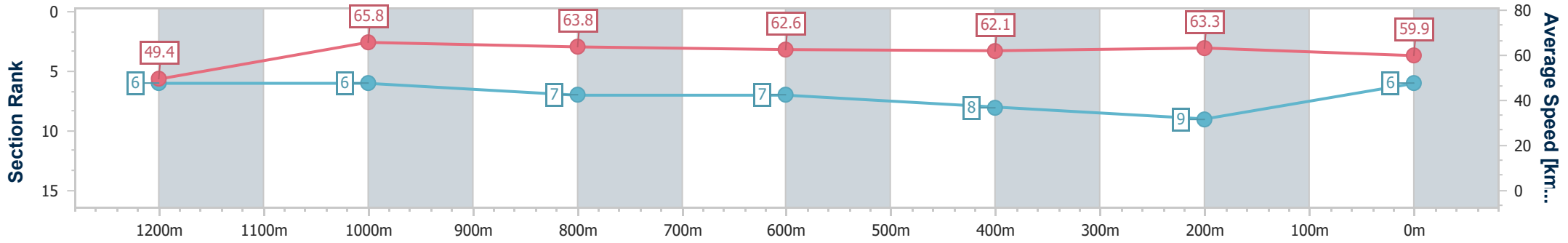


Doomben QLD Professional
Race 6: CASCADE Fillies and Mares BENCHMARK 78
 Handicap - 1350m
 01 April 2023 - 15:10
 Track Rating: Soft 6, Weather: Overcast, Rail Position: +3.5m Entire Course



BRISBANE
RACING CLUB

Section	Overall	1200m	1000m	800m	600m	400m	200m						
Section Times	1:19.99 [6] (0:10.95)	1:09.04 [6] (0:10.97)	0:58.07 [6] (0:11.28)	0:46.79 [7] (0:11.63)	0:35.16 [7] (0:11.76)	0:23.40 [8] (0:11.40)	0:12.00 [9] (0:12.00)						
Average Speed [km/h]	49.4	65.8	63.8	62.6	62.1	63.3	59.9						
Top Speed [km/h]	63.7	67.1	65.4	63.2	62.8	64.6	62.4						
Avg. Dist. to Rail [m]	4.6	1.5	0.5	2.4	2.3	1.8	3.9						
Avg. Stride Freq. [Hz]	2.3	2.4	2.3	2.3	2.3	2.3	2.3						
Avg. Stride Length [m]	5.9	7.6	7.7	7.5	7.5	7.5	7.2						



- [] Ranking at each section and finish
- .-.- No data available at this section
- NA No data available



Horse/Jockey Name	Reanon
Final Rank	7
Fastest Section Time (Section)	0:10.88 (Overall)
Top Speed [km/h] (Section)	66.3 (1200m)
Race State	Finished

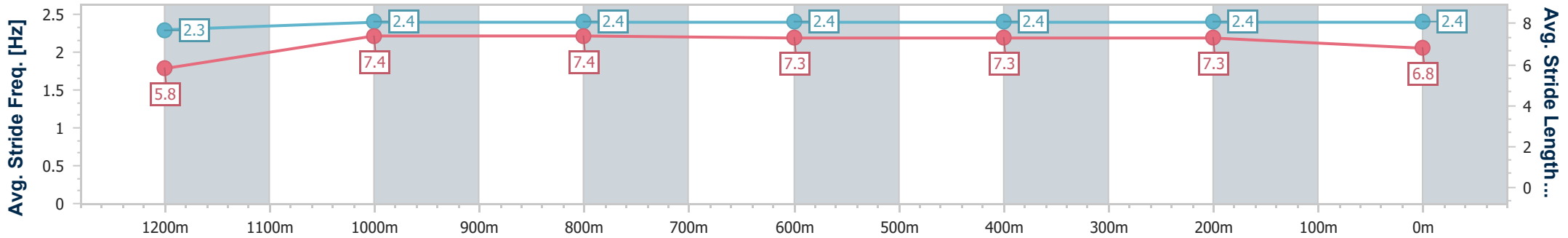
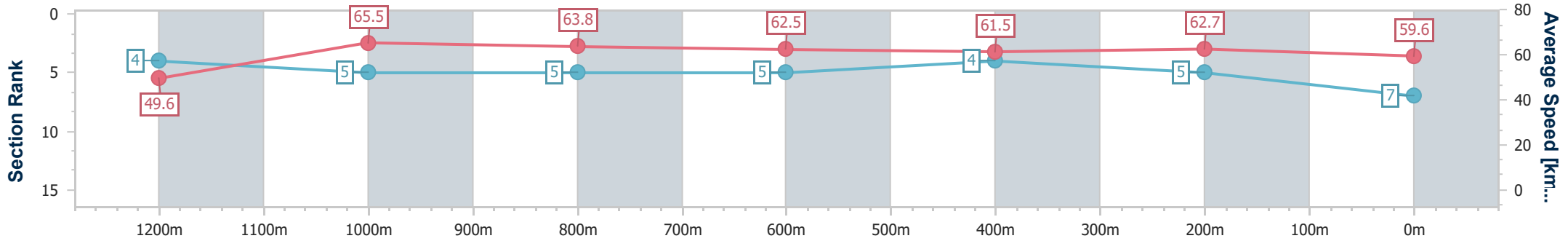


Doomben QLD Professional
Race 6: CASCADE Fillies and Mares BENCHMARK 78
 Handicap - 1350m
 01 April 2023 - 15:10
 Track Rating: Soft 6, Weather: Overcast, Rail Position: +3.5m Entire Course



BRISBANE
RACING CLUB

Section	Overall	1200m	1000m	800m	600m	400m	200m
Section Times	1:20.02 [7] (0:10.88)	1:09.14 [4] (0:11.01)	0:58.13 [5] (0:11.28)	0:46.85 [5] (0:11.53)	0:35.32 [5] (0:11.76)	0:23.56 [4] (0:11.44)	0:12.12 [5] (0:12.12)
Average Speed [km/h]	49.6	65.5	63.8	62.5	61.5	62.7	59.6
Top Speed [km/h]	65.2	66.3	64.9	62.9	62.3	64.2	61.7
Avg. Dist. to Rail [m]	1.3	0.6	0.3	0.2	0.8	1.0	1.4
Avg. Stride Freq. [Hz]	2.3	2.4	2.4	2.4	2.4	2.4	2.4
Avg. Stride Length [m]	5.8	7.4	7.4	7.3	7.3	7.3	6.8



- [] Ranking at each section and finish
- .-.- No data available at this section
- NA No data available



Horse/Jockey Name	Deep Sceiva
Final Rank	8
Fastest Section Time (Section)	0:10.56 (1200m)
Top Speed [km/h] (Section)	68.4 (1200m)
Race State	Finished

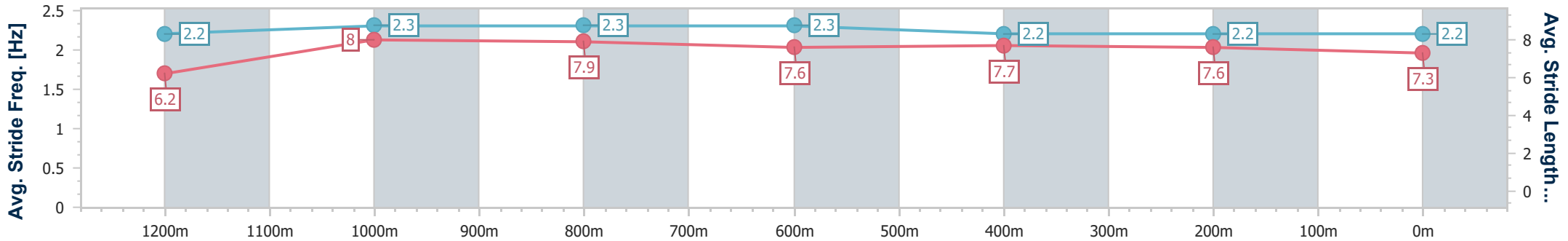
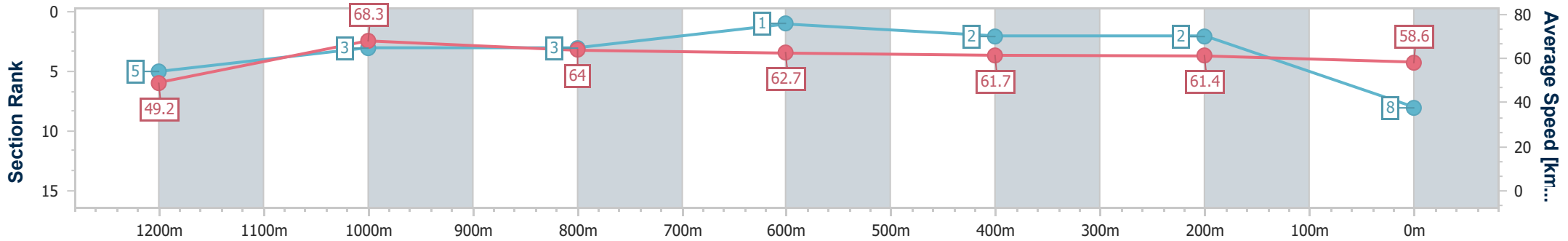


Doomben QLD Professional
Race 6: CASCADE Fillies and Mares BENCHMARK 78
 Handicap - 1350m
 01 April 2023 - 15:10
 Track Rating: Soft 6, Weather: Overcast, Rail Position: +3.5m Entire Course



BRISBANE
RACING CLUB

Section	Overall	1200m	1000m	800m	600m	400m	200m
Section Times	1:20.02 [8] (0:10.96)	1:09.06 [5] (0:10.56)	0:58.50 [3] (0:11.24)	0:47.26 [3] (0:11.58)	0:35.68 [1] (0:11.72)	0:23.96 [2] (0:11.68)	0:12.28 [2] (0:12.28)
Average Speed [km/h]	49.2	68.3	64.0	62.7	61.7	61.4	58.6
Top Speed [km/h]	66.8	68.4	66.4	63.7	63.6	62.3	61.3
Avg. Dist. to Rail [m]	8.4	2.9	0.3	1.8	1.3	2.0	1.7
Avg. Stride Freq. [Hz]	2.2	2.3	2.3	2.3	2.2	2.2	2.2
Avg. Stride Length [m]	6.2	8.0	7.9	7.6	7.7	7.6	7.3



- [] Ranking at each section and finish
- .-.- No data available at this section
- NA No data available



Horse/Jockey Name	Sienna's Award
Final Rank	9
Fastest Section Time (Section)	0:11.03 (1200m)
Top Speed [km/h] (Section)	66.2 (1200m)
Race State	Finished

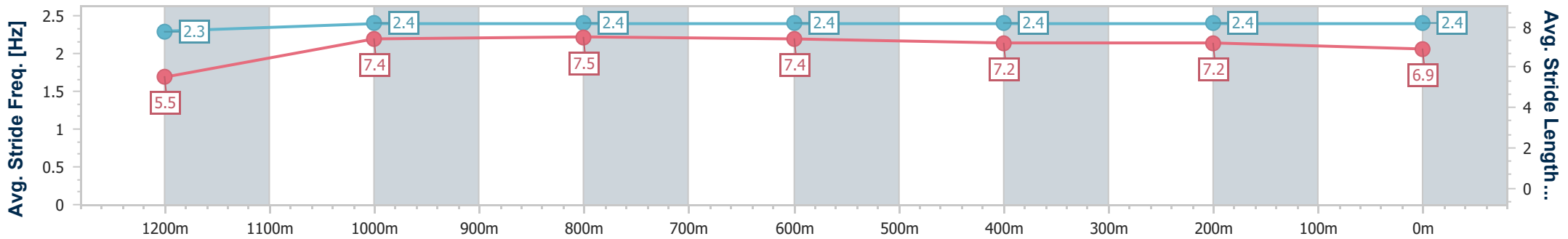
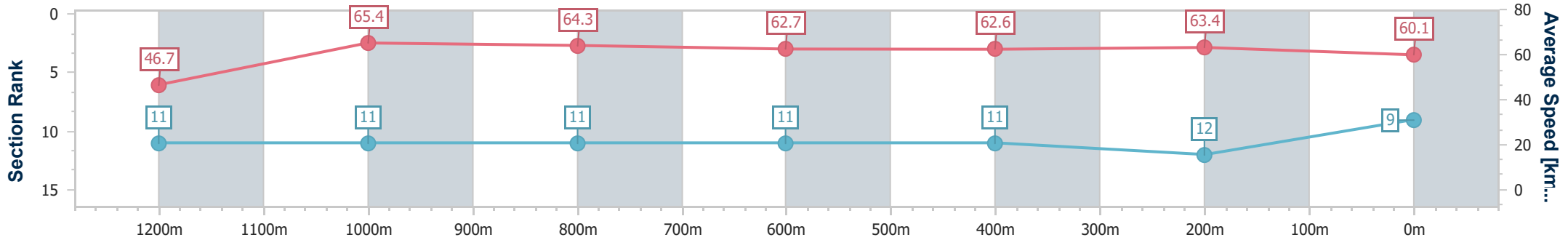


Doomben QLD Professional
Race 6: CASCADE Fillies and Mares BENCHMARK 78
Handicap - 1350m
01 April 2023 - 15:10
Track Rating: Soft 6, Weather: Overcast, Rail Position: +3.5m Entire Course



BRISBANE
RACING CLUB

Section	Overall	1200m	1000m	800m	600m	400m	200m
Section Times	1:20.37 [9] (0:11.55)	1:08.82 [11] (0:11.03)	0:57.79 [11] (0:11.24)	0:46.55 [11] (0:11.59)	0:34.96 [11] (0:11.59)	0:23.37 [11] (0:11.37)	0:12.00 [12] (0:12.00)
Average Speed [km/h]	46.7	65.4	64.3	62.7	62.6	63.4	60.1
Top Speed [km/h]	64.8	66.2	66.1	63.6	63.3	64.5	63.4
Avg. Dist. to Rail [m]	9.2	2.0	1.7	1.7	1.4	1.0	3.4
Avg. Stride Freq. [Hz]	2.3	2.4	2.4	2.4	2.4	2.4	2.4
Avg. Stride Length [m]	5.5	7.4	7.5	7.4	7.2	7.2	6.9



- [] Ranking at each section and finish
- .-.- No data available at this section
- NA No data available



Horse/Jockey Name	Gee Bee Ess
Final Rank	10
Fastest Section Time (Section)	0:10.94 (1200m)
Top Speed [km/h] (Section)	66.8 (1200m)
Race State	Finished

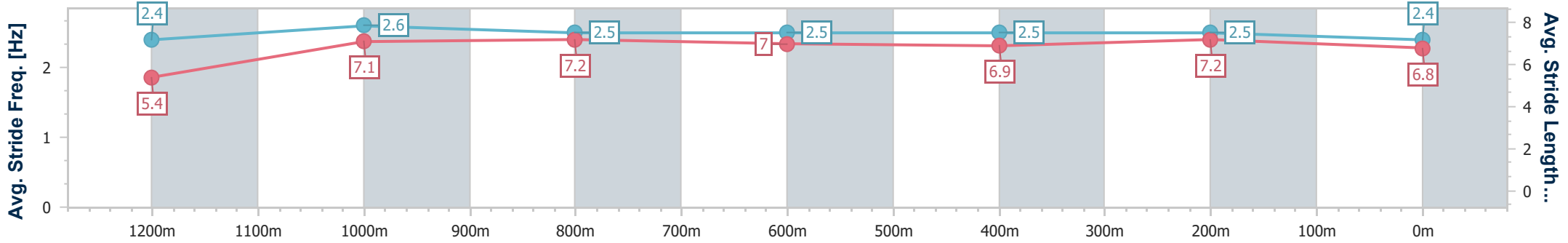
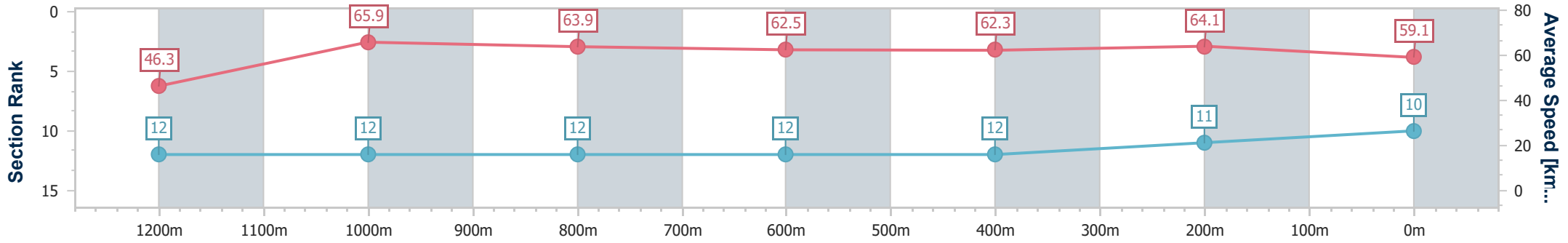


Doomben QLD Professional
Race 6: CASCADE Fillies and Mares BENCHMARK 78
 Handicap - 1350m
 01 April 2023 - 15:10
 Track Rating: Soft 6, Weather: Overcast, Rail Position: +3.5m Entire Course



BRISBANE
RACING CLUB

Section	Overall	1200m	1000m	800m	600m	400m	200m
Section Times	1:20.42 [10] (0:11.71)	1:08.71 [12] (0:10.94)	0:57.77 [12] (0:11.25)	0:46.52 [12] (0:11.50)	0:35.02 [12] (0:11.60)	0:23.42 [12] (0:11.25)	0:12.17 [11] (0:12.17)
Average Speed [km/h]	46.3	65.9	63.9	62.5	62.3	64.1	59.1
Top Speed [km/h]	65.8	66.8	65.5	63.6	64.1	65.2	62.3
Avg. Dist. to Rail [m]	8.7	0.4	0.4	0.4	0.6	1.8	1.1
Avg. Stride Freq. [Hz]	2.4	2.6	2.5	2.5	2.5	2.5	2.4
Avg. Stride Length [m]	5.4	7.1	7.2	7.0	6.9	7.2	6.8



- [] Ranking at each section and finish
- .-.- No data available at this section
- NA No data available



Horse/Jockey Name	Da Party Gal
Final Rank	11
Fastest Section Time (Section)	0:10.92 (1200m)
Top Speed [km/h] (Section)	67.0 (1200m)
Race State	Finished

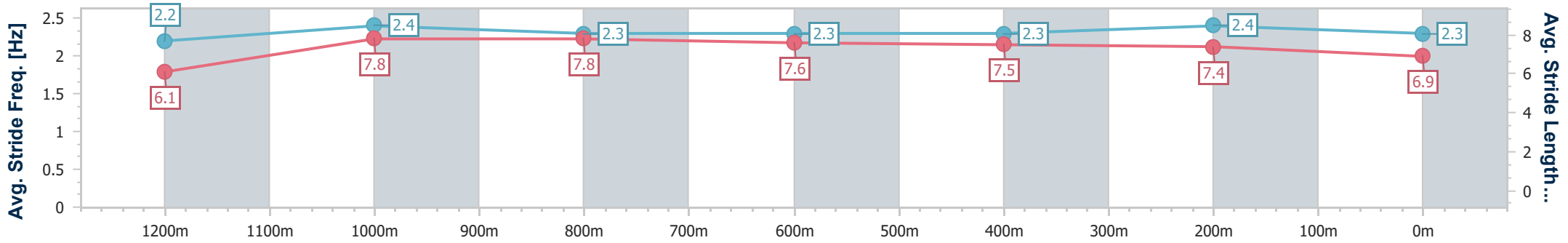
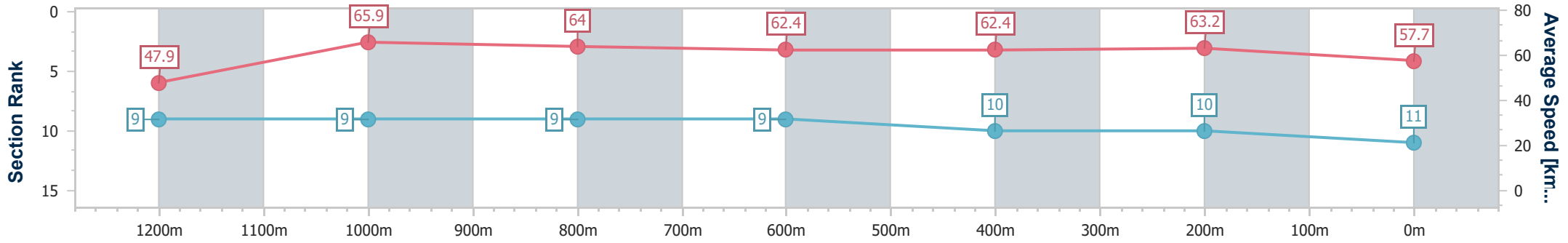


Doomben QLD Professional
Race 6: CASCADE Fillies and Mares BENCHMARK 78
Handicap - 1350m
01 April 2023 - 15:10
Track Rating: Soft 6, Weather: Overcast, Rail Position: +3.5m Entire Course



BRISBANE
RACING CLUB

Section	Overall	1200m	1000m	800m	600m	400m	200m
Section Times	1:20.68 [11] (0:11.28)	1:09.40 [9] (0:10.92)	0:58.48 [9] (0:11.29)	0:47.19 [9] (0:11.58)	0:35.61 [9] (0:11.74)	0:23.87 [10] (0:11.40)	0:12.47 [10] (0:12.47)
Average Speed [km/h]	47.9	65.9	64.0	62.4	62.4	63.2	57.7
Top Speed [km/h]	64.7	67.0	66.2	63.0	63.6	64.5	62.4
Avg. Dist. to Rail [m]	6.2	1.7	0.9	1.3	2.6	1.5	2.9
Avg. Stride Freq. [Hz]	2.2	2.4	2.3	2.3	2.3	2.4	2.3
Avg. Stride Length [m]	6.1	7.8	7.8	7.6	7.5	7.4	6.9



- [] Ranking at each section and finish
- .-.- No data available at this section
- NA No data available



Horse/Jockey Name	Evrynow'n'then
Final Rank	12
Fastest Section Time (Section)	0:10.91 (1200m)
Top Speed [km/h] (Section)	67.0 (1200m)
Race State	Finished

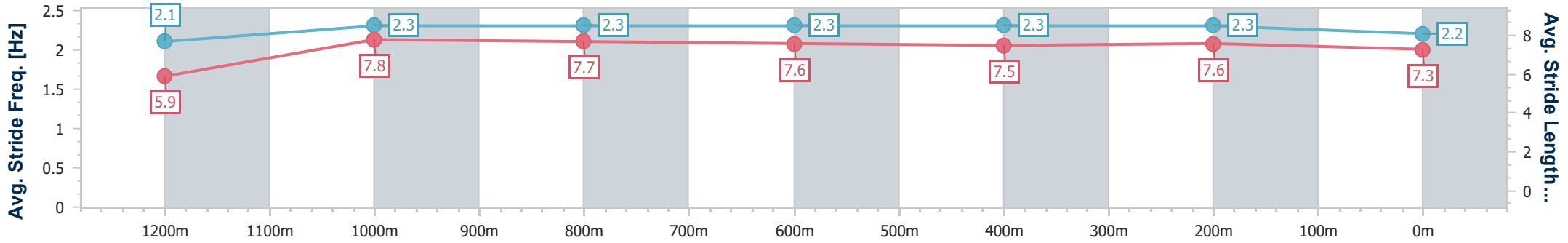
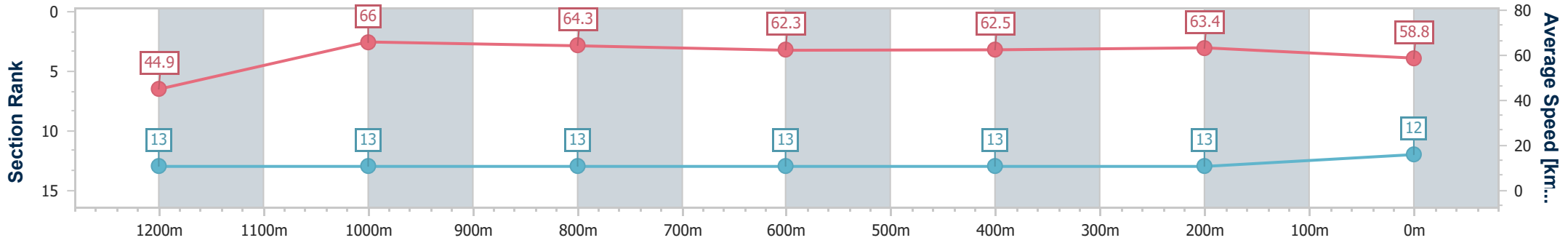


Doomben QLD Professional
Race 6: CASCADE Fillies and Mares BENCHMARK 78
 Handicap - 1350m
 01 April 2023 - 15:10
 Track Rating: Soft 6, Weather: Overcast, Rail Position: +3.5m Entire Course



BRISBANE
RACING CLUB

Section	Overall	1200m	1000m	800m	600m	400m	200m
Section Times	1:20.89 [12] (0:12.07)	1:08.82 [13] (0:10.91)	0:57.91 [13] (0:11.19)	0:46.72 [13] (0:11.59)	0:35.13 [13] (0:11.55)	0:23.58 [13] (0:11.33)	0:12.25 [13] (0:12.25)
Average Speed [km/h]	44.9	66.0	64.3	62.3	62.5	63.4	58.8
Top Speed [km/h]	65.6	67.0	66.1	63.5	63.4	64.0	62.9
Avg. Dist. to Rail [m]	9.9	0.3	0.2	0.7	1.0	1.1	0.9
Avg. Stride Freq. [Hz]	2.1	2.3	2.3	2.3	2.3	2.3	2.2
Avg. Stride Length [m]	5.9	7.8	7.7	7.6	7.5	7.6	7.3



- [] Ranking at each section and finish
- .-.- No data available at this section
- NA No data available



Horse/Jockey Name	Xtra Gear
Final Rank	13
Fastest Section Time (Section)	0:10.65 (1200m)
Top Speed [km/h] (Section)	68.7 (1200m)
Race State	Finished

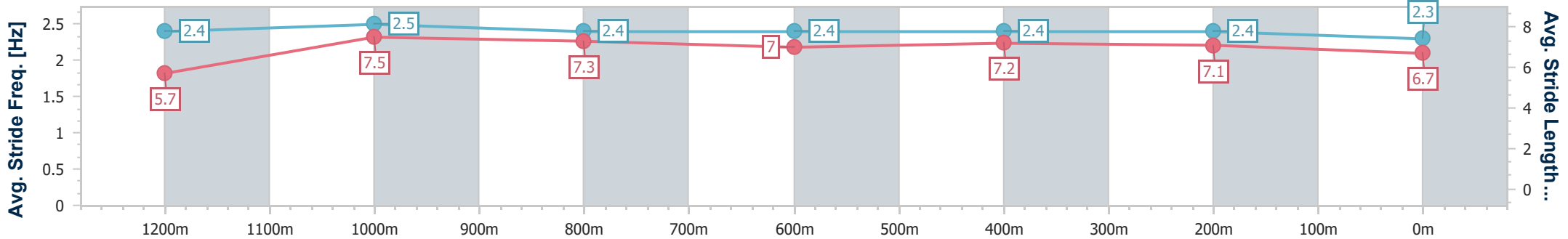
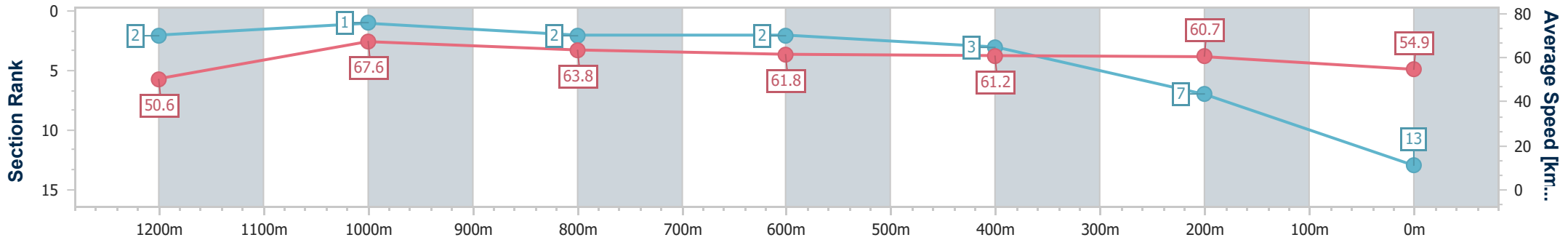


Doomben QLD Professional
Race 6: CASCADE Fillies and Mares BENCHMARK 78
Handicap - 1350m
01 April 2023 - 15:10
Track Rating: Soft 6, Weather: Overcast, Rail Position: +3.5m Entire Course



BRISBANE
RACING CLUB

Section	Overall	1200m	1000m	800m	600m	400m	200m
Section Times	1:20.95 [13] (0:10.68)	1:10.27 [2] (0:10.65)	0:59.62 [1] (0:11.25)	0:48.37 [2] (0:11.62)	0:36.75 [2] (0:11.81)	0:24.94 [3] (0:11.79)	0:13.15 [7] (0:13.15)
Average Speed [km/h]	50.6	67.6	63.8	61.8	61.2	60.7	54.9
Top Speed [km/h]	67.7	68.7	66.5	62.8	62.3	62.3	59.1
Avg. Dist. to Rail [m]	4.1	1.2	1.1	1.3	1.2	2.3	2.7
Avg. Stride Freq. [Hz]	2.4	2.5	2.4	2.4	2.4	2.4	2.3
Avg. Stride Length [m]	5.7	7.5	7.3	7.0	7.2	7.1	6.7



- [] Ranking at each section and finish
- .-.- No data available at this section
- NA No data available



Horse/Jockey Name	Epicurious
Final Rank	14
Fastest Section Time (Section)	0:11.04 (1000m)
Top Speed [km/h] (Section)	66.2 (1000m)
Race State	Finished

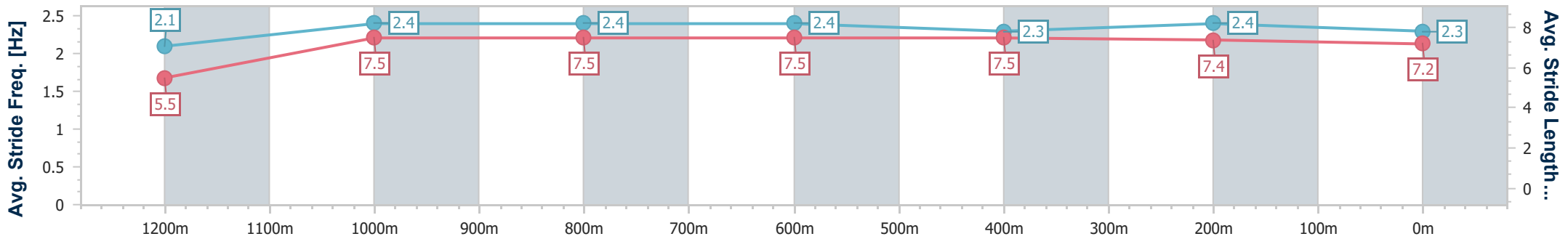
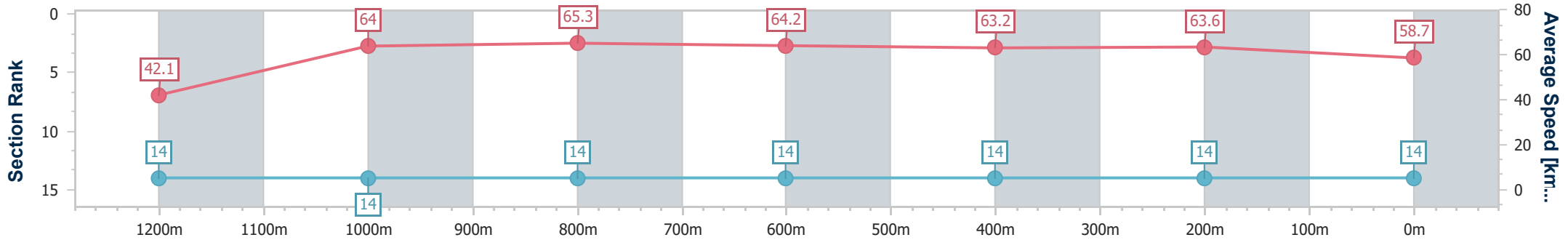


Doomben QLD Professional
Race 6: CASCADE Fillies and Mares BENCHMARK 78
 Handicap - 1350m
 01 April 2023 - 15:10
 Track Rating: Soft 6, Weather: Overcast, Rail Position: +3.5m Entire Course



BRISBANE
RACING CLUB

Section	Overall	1200m	1000m	800m	600m	400m	200m
Section Times	1:21.53 [14] (0:12.86)	1:08.67 [14] (0:11.24)	0:57.43 [14] (0:11.04)	0:46.39 [14] (0:11.30)	0:35.09 [14] (0:11.48)	0:23.61 [14] (0:11.35)	0:12.26 [14] (0:12.26)
Average Speed [km/h]	42.1	64.0	65.3	64.2	63.2	63.6	58.7
Top Speed [km/h]	59.8	65.6	66.2	65.4	64.0	65.0	62.6
Avg. Dist. to Rail [m]	8.0	2.3	1.0	1.6	1.4	1.6	1.6
Avg. Stride Freq. [Hz]	2.1	2.4	2.4	2.4	2.3	2.4	2.3
Avg. Stride Length [m]	5.5	7.5	7.5	7.5	7.5	7.4	7.2



- [] Ranking at each section and finish
- .-.- No data available at this section
- NA No data available