



Sunshine Coast QLD Professional
Race 3: NORTH COAST EQUINE VETERINARY CLINIC QTIS Three-Year-Old BENCHMARK 65 Handicap - 1400m
02 April 2023 - 14:20



Track Rating: Good 4, Weather: Fine, Rail Position: True

Section		Overall	1200m	1000m	800m	600m	400m	Last 600m				
Field Times		1:25.88 (0:14.18)	1:11.70 (0:11.78)	0:59.92 (0:12.46)	0:47.46 (0:12.63)	0:34.83 (0:12.12)	0:22.71 (0:11.32)	0:34.83				
Rank	TAB Horse/Jockey	Barrier	Top Speed [km/h]	Fastest Section					Distance Travelled [m]			
1	11 COTTEE Angela Jones	3	66.8 400m	0:11.01 400m	1:25.88 [1] (0:14.37)	1:11.51 [4] (0:12.10)	0:59.41 [4] (0:12.48)	0:46.93 [4] (0:12.56)	0:34.37 [4] (0:11.97)	0:22.40 [5] (0:11.01)	0:34.37	
2	7 LAST CHANCE SALOON Ben Thompson	7	66.1 400m	0:11.12 400m	1:26.10 [2] (0:14.46)	1:11.64 [5] (0:12.10)	0:59.54 [5] (0:12.54)	0:47.00 [7] (0:12.47)	0:34.53 [6] (0:11.86)	0:22.67 [4] (0:11.12)	0:34.53	+2
3	6 CASROCK Bailey Wheeler	9	66.1 400m	0:11.07 400m	1:26.16 [3] (0:14.64)	1:11.52 [9] (0:11.98)	0:59.54 [8] (0:12.38)	0:47.16 [6] (0:12.51)	0:34.65 [5] (0:12.08)	0:22.57 [7] (0:11.07)	0:34.65	+1
4	4 SPOOKY SPIRIT James Orman	5	64.9 400m	0:11.35 400m	1:26.29 [4] (0:14.29)	1:12.00 [3] (0:11.67)	1:00.33 [1] (0:12.46)	0:47.87 [1] (0:12.63)	0:35.24 [1] (0:12.12)	0:23.12 [1] (0:11.35)	0:35.24	-1
5	3 REBEL NEWS Boris Thornton	8	66.4 400m	0:11.05 400m	1:26.39 [5] (0:14.53)	1:11.86 [6] (0:12.21)	0:59.65 [9] (0:12.78)	0:46.87 [10] (0:12.35)	0:34.52 [8] (0:11.99)	0:22.53 [8] (0:11.05)	0:34.52	+0
6	1 HEROIC SON Mark Du Plessis	4	64.4 400m	0:11.37 400m	1:26.44 [6] (0:14.18)	1:12.26 [1] (0:11.93)	1:00.33 [2] (0:12.41)	0:47.92 [2] (0:12.60)	0:35.32 [2] (0:12.06)	0:23.26 [2] (0:11.37)	0:35.32	+0
7	5 NOTED Justin Stanley	10	67.1 400m	0:10.97 400m	1:26.52 [7] (0:14.97)	1:11.55 [10] (0:11.94)	0:59.61 [10] (0:12.38)	0:47.23 [9] (0:12.53)	0:34.70 [10] (0:11.98)	0:22.72 [10] (0:10.97)	0:34.70	+0
8	10 HEARSAY Kyle Wilson-Taylor	1	64.5 400m	0:11.40 400m	1:26.63 [8] (0:14.21)	1:12.42 [2] (0:12.03)	1:00.39 [3] (0:12.51)	0:47.88 [3] (0:12.55)	0:35.33 [3] (0:12.06)	0:23.27 [3] (0:11.40)	0:35.33	-3
9	2 EVEN NOW Taylor Marshall	2	64.2 400m	0:11.31 400m	1:26.74 [9] (0:14.57)	1:12.17 [8] (0:12.02)	1:00.15 [6] (0:12.41)	0:47.74 [5] (0:12.60)	0:35.14 [7] (0:12.00)	0:23.14 [6] (0:11.31)	0:35.14	-1
10	9 BETTER TIMES Damien Thornton	6	63.5 400m	0:11.51 400m	1:27.52 [10] (0:14.52)	1:13.00 [7] (0:12.09)	1:00.91 [7] (0:12.62)	0:48.29 [8] (0:12.59)	0:35.70 [9] (0:11.99)	0:23.71 [9] (0:11.51)	0:35.70	+4

Scratched: Old Song (#8)

[] Ranking at each section and finish
 -:-:- No data available at this section
 NA No data available

SCN Saddle cloth number
 DNF Did not finish
 DNT Did not track



Sunshine Coast QLD Professional
Race 3: NORTH COAST EQUINE VETERINARY CLINIC QTIS Three-Year-Old BENCHMARK 65 Handicap - 1400m
 02 April 2023 - 14:20



Track Rating: Good 4, Weather: Fine, Rail Position: True

Section							200m			Last 600m
Field Times							0:11.39			0:34.83
							(0:11.39)			
Rank	TAB	Horse/Jockey	Barrier	Top Speed [km/h]	Fastest Section	Margin			Distance Travelled [m]	
1	11	COTTEE	3	66.8	0:11.01	0:11.39 [1]	1:25.88		0:34.37	
		Angela Jones		400m	400m	(0:11.39)				
2	7	LAST CHANCE SALOON	7	66.1	0:11.12	0:11.55 [3]	1.3L		0:34.53 +2	
		Ben Thompson		400m	400m	(0:11.55)				
3	6	CASROCK	9	66.1	0:11.07	0:11.50 [5]	1.6L		0:34.65 +1	
		Bailey Wheeler		400m	400m	(0:11.50)				
4	4	SPOOKY SPIRIT	5	64.9	0:11.35	0:11.77 [2]	2.1L		0:35.24 -1	
		James Orman		400m	400m	(0:11.77)				
5	3	REBEL NEWS	8	66.4	0:11.05	0:11.48 [8]	2.5L		0:34.52 +0	
		Boris Thornton		400m	400m	(0:11.48)				
6	1	HEROIC SON	4	64.4	0:11.37	0:11.89 [4]	2.7L		0:35.32 +0	
		Mark Du Plessis		400m	400m	(0:11.89)				
7	5	NOTED	10	67.1	0:10.97	0:11.75 [6]	3L		0:34.70 +0	
		Justin Stanley		400m	400m	(0:11.75)				
8	10	HEARSAY	1	64.5	0:11.40	0:11.87 [7]	3.5L		0:35.33 -3	
		Kyle Wilson-Taylor		400m	400m	(0:11.87)				
9	2	EVEN NOW	2	64.2	0:11.31	0:11.83 [9]	4L		0:35.14 -1	
		Taylor Marshall		400m	400m	(0:11.83)				
10	9	BETTER TIMES	6	63.5	0:11.51	0:12.20 [10]	8.5L		0:35.70 +4	
		Damien Thornton		400m	400m	(0:12.20)				

Scratched: Old Song (#8)



Horse/Jockey Name	Cottee
Final Rank	1
Fastest Section Time (Section)	0:11.01 (400m)
Top Speed [km/h] (Section)	66.8 (400m)
Race State	Finished



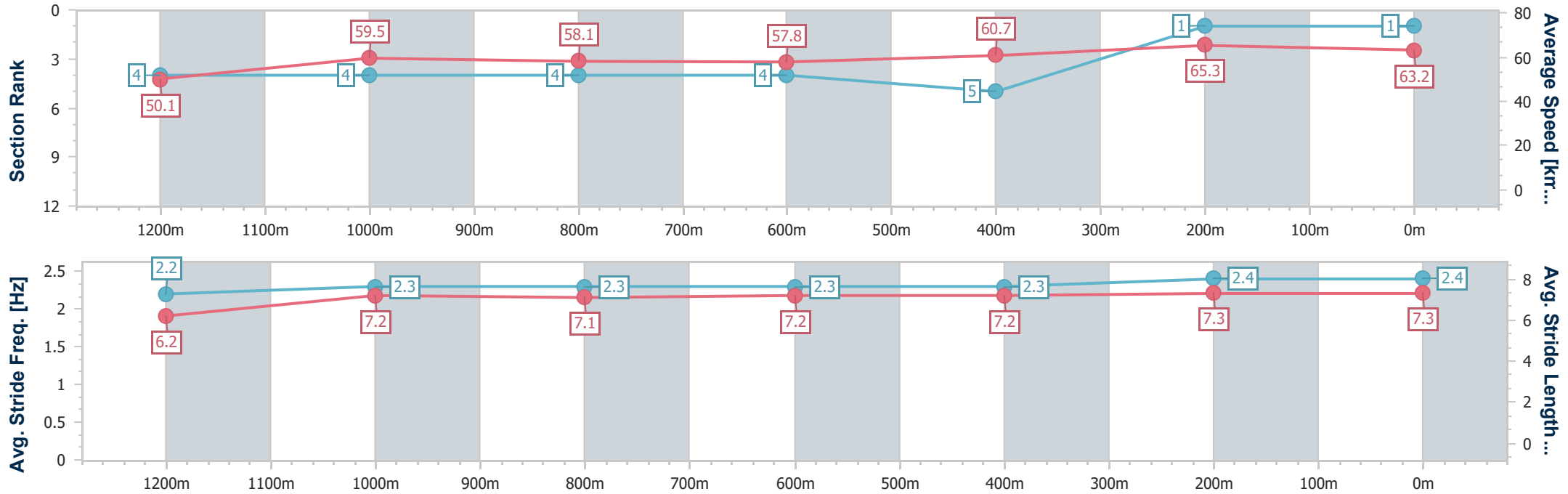
Sunshine Coast QLD Professional
 Race 3: NORTH COAST EQUINE VETERINARY CLINIC QTIS
 Three-Year-Old BENCHMARK 65 Handicap - 1400m



02 April 2023 - 14:20

Track Rating: Good 4, Weather: Fine, Rail Position: True

Section	Overall	1200m	1000m	800m	600m	400m	200m
Section Times	1:25.88 [1] (0:14.37)	1:11.51 [4] (0:12.10)	0:59.41 [4] (0:12.48)	0:46.93 [4] (0:12.56)	0:34.37 [4] (0:11.97)	0:22.40 [5] (0:11.01)	0:11.39 [1] (0:11.39)
Average Speed [km/h]	50.1	59.5	58.1	57.8	60.7	65.3	63.2
Top Speed [km/h]	60.7	61.3	59.8	59.4	64.5	66.8	65.1
Avg. Dist. to Rail [m]	6.3	4.2	3.2	1.3	1.3	5.7	6.2
Avg. Stride Freq. [Hz]	2.2	2.3	2.3	2.3	2.3	2.4	2.4
Avg. Stride Length [m]	6.2	7.2	7.1	7.2	7.2	7.3	7.3



- [] Ranking at each section and finish
- .-.- No data available at this section
- NA No data available



Horse/Jockey Name	Last Chance Saloon
Final Rank	2
Fastest Section Time (Section)	0:11.12 (400m)
Top Speed [km/h] (Section)	66.1 (400m)
Race State	Finished



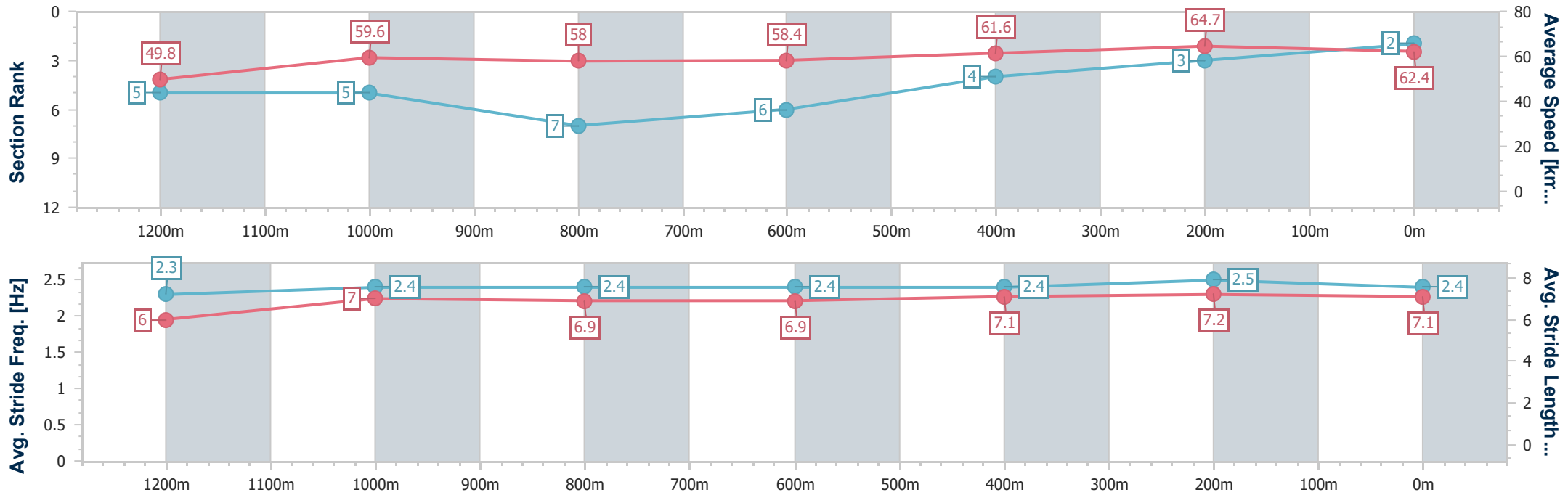
Sunshine Coast QLD Professional
 Race 3: NORTH COAST EQUINE VETERINARY CLINIC QTIS
 Three-Year-Old BENCHMARK 65 Handicap - 1400m



02 April 2023 - 14:20

Track Rating: Good 4, Weather: Fine, Rail Position: True

Section	Overall	1200m	1000m	800m	600m	400m	200m
Section Times	1:26.10 [2] (0:14.46)	1:11.64 [5] (0:12.10)	0:59.54 [5] (0:12.54)	0:47.00 [7] (0:12.47)	0:34.53 [6] (0:11.86)	0:22.67 [4] (0:11.12)	0:11.55 [3] (0:11.55)
Average Speed [km/h]	49.8	59.6	58.0	58.4	61.6	64.7	62.4
Top Speed [km/h]	60.5	60.6	59.0	61.2	64.2	66.1	64.7
Avg. Dist. to Rail [m]	10.1	7.6	4.9	2.0	2.4	5.9	7.5
Avg. Stride Freq. [Hz]	2.3	2.4	2.4	2.4	2.4	2.5	2.4
Avg. Stride Length [m]	6.0	7.0	6.9	6.9	7.1	7.2	7.1



- [] Ranking at each section and finish
- .-.- No data available at this section
- NA No data available



Horse/Jockey Name	Casrock
Final Rank	3
Fastest Section Time (Section)	0:11.07 (400m)
Top Speed [km/h] (Section)	66.1 (400m)
Race State	Finished



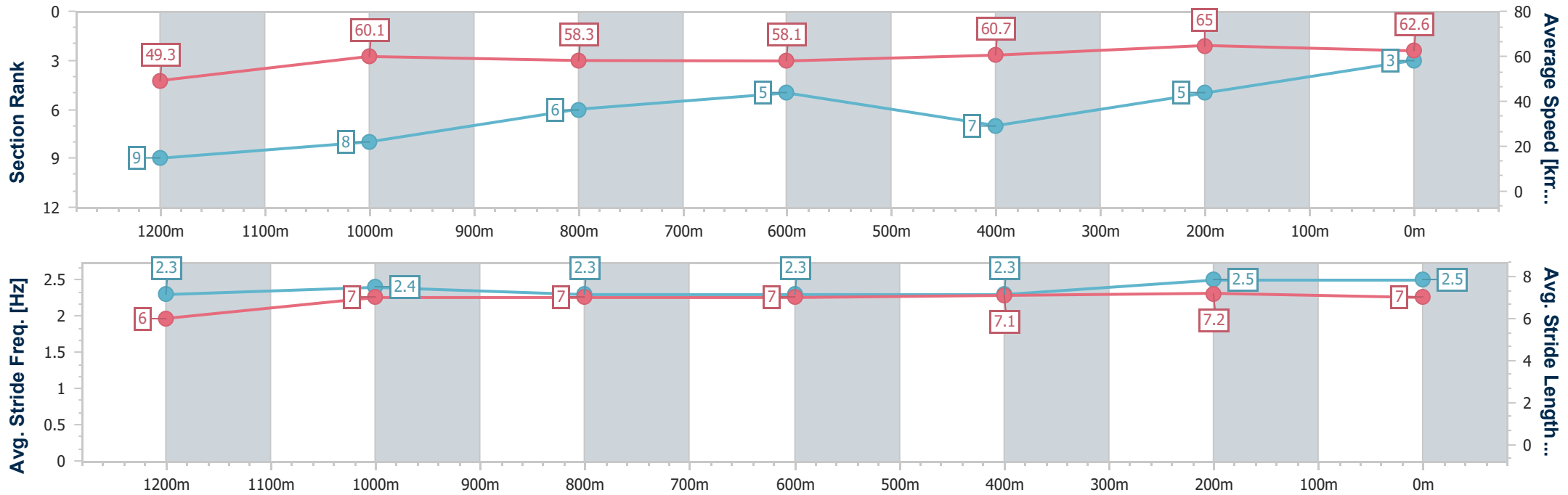
Sunshine Coast QLD Professional
 Race 3: NORTH COAST EQUINE VETERINARY CLINIC QTIS
 Three-Year-Old BENCHMARK 65 Handicap - 1400m



02 April 2023 - 14:20

Track Rating: Good 4, Weather: Fine, Rail Position: True

Section	Overall	1200m	1000m	800m	600m	400m	200m
Section Times	1:26.16 [3] (0:14.64)	1:11.52 [9] (0:11.98)	0:59.54 [8] (0:12.38)	0:47.16 [6] (0:12.51)	0:34.65 [5] (0:12.08)	0:22.57 [7] (0:11.07)	0:11.50 [5] (0:11.50)
Average Speed [km/h]	49.3	60.1	58.3	58.1	60.7	65.0	62.6
Top Speed [km/h]	62.4	61.7	59.3	60.6	64.1	66.1	64.8
Avg. Dist. to Rail [m]	8.5	2.8	1.8	1.4	2.9	7.7	9.6
Avg. Stride Freq. [Hz]	2.3	2.4	2.3	2.3	2.3	2.5	2.5
Avg. Stride Length [m]	6.0	7.0	7.0	7.0	7.1	7.2	7.0



- [] Ranking at each section and finish
- .-.- No data available at this section
- NA No data available



Horse/Jockey Name	Spooky Spirit
Final Rank	4
Fastest Section Time (Section)	0:11.35 (400m)
Top Speed [km/h] (Section)	64.9 (400m)
Race State	Finished



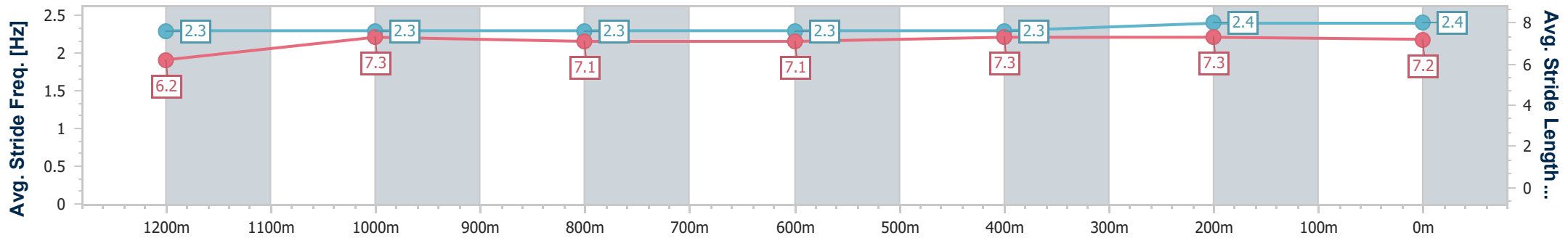
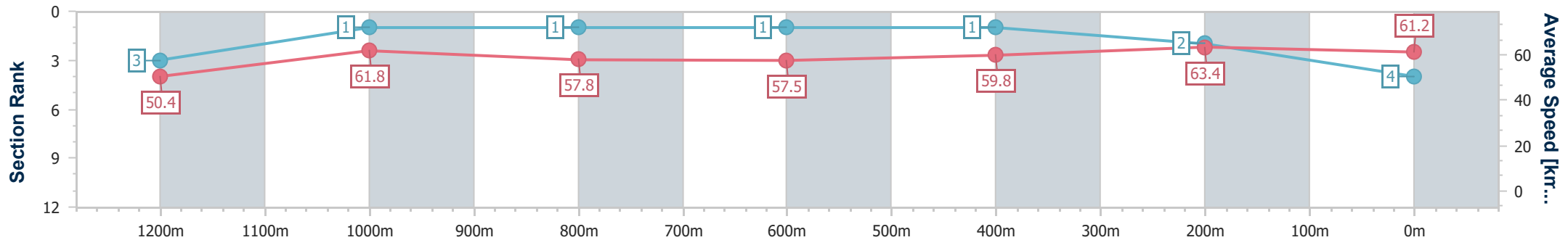
Sunshine Coast QLD Professional
 Race 3: NORTH COAST EQUINE VETERINARY CLINIC QTIS
 Three-Year-Old BENCHMARK 65 Handicap - 1400m



02 April 2023 - 14:20

Track Rating: Good 4, Weather: Fine, Rail Position: True

Section	Overall	1200m	1000m	800m	600m	400m	200m
Section Times	1:26.29 [4] (0:14.29)	1:12.00 [3] (0:11.67)	1:00.33 [1] (0:12.46)	0:47.87 [1] (0:12.63)	0:35.24 [1] (0:12.12)	0:23.12 [1] (0:11.35)	0:11.77 [2] (0:11.77)
Average Speed [km/h]	50.4	61.8	57.8	57.5	59.8	63.4	61.2
Top Speed [km/h]	62.2	63.3	59.6	59.1	61.4	64.9	63.3
Avg. Dist. to Rail [m]	10.2	4.8	1.4	1.3	1.1	3.6	3.9
Avg. Stride Freq. [Hz]	2.3	2.3	2.3	2.3	2.3	2.4	2.4
Avg. Stride Length [m]	6.2	7.3	7.1	7.1	7.3	7.3	7.2



- [] Ranking at each section and finish
- .-.- No data available at this section
- NA No data available



Horse/Jockey Name	Rebel News
Final Rank	5
Fastest Section Time (Section)	0:11.05 (400m)
Top Speed [km/h] (Section)	66.4 (400m)
Race State	Finished



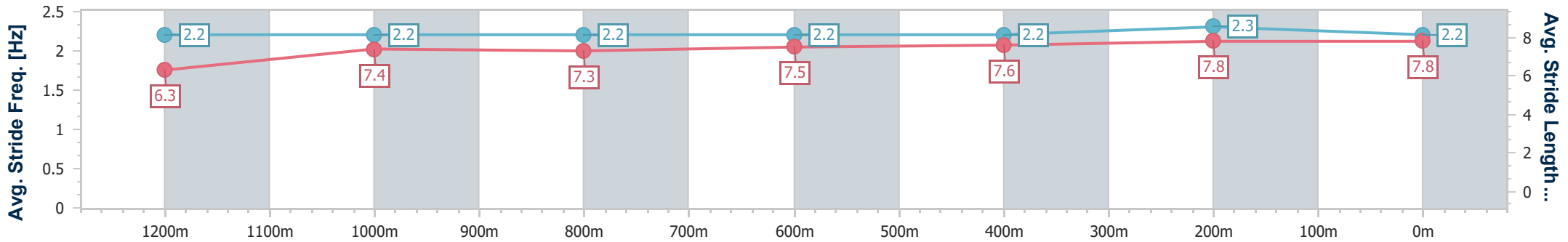
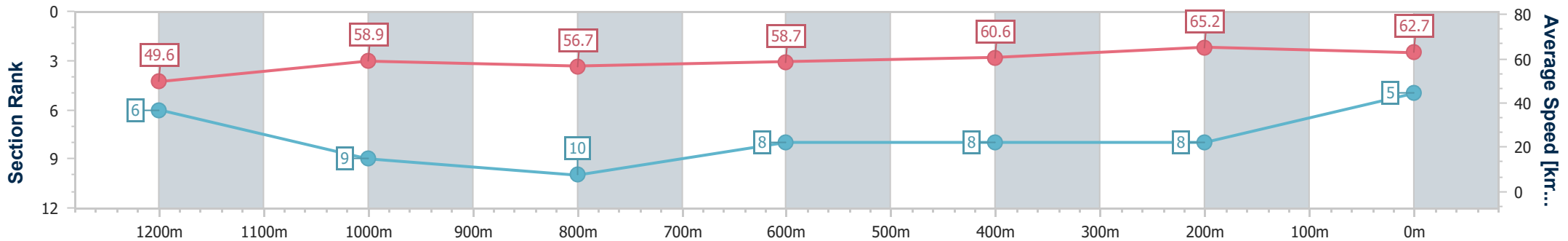
Sunshine Coast QLD Professional
 Race 3: NORTH COAST EQUINE VETERINARY CLINIC QTIS
 Three-Year-Old BENCHMARK 65 Handicap - 1400m



02 April 2023 - 14:20

Track Rating: Good 4, Weather: Fine, Rail Position: True

Section	Overall	1200m	1000m	800m	600m	400m	200m
Section Times	1:26.39 [5] (0:14.53)	1:11.86 [6] (0:12.21)	0:59.65 [9] (0:12.78)	0:46.87 [10] (0:12.35)	0:34.52 [8] (0:11.99)	0:22.53 [8] (0:11.05)	0:11.48 [8] (0:11.48)
Average Speed [km/h]	49.6	58.9	56.7	58.7	60.6	65.2	62.7
Top Speed [km/h]	60.3	60.3	58.0	61.1	63.5	66.4	64.2
Avg. Dist. to Rail [m]	10.7	8.0	3.6	1.3	1.5	6.8	8.6
Avg. Stride Freq. [Hz]	2.2	2.2	2.2	2.2	2.2	2.3	2.2
Avg. Stride Length [m]	6.3	7.4	7.3	7.5	7.6	7.8	7.8



- [] Ranking at each section and finish
- .-.- No data available at this section
- NA No data available



Horse/Jockey Name	Heroic Son
Final Rank	6
Fastest Section Time (Section)	0:11.37 (400m)
Top Speed [km/h] (Section)	64.4 (400m)
Race State	Finished



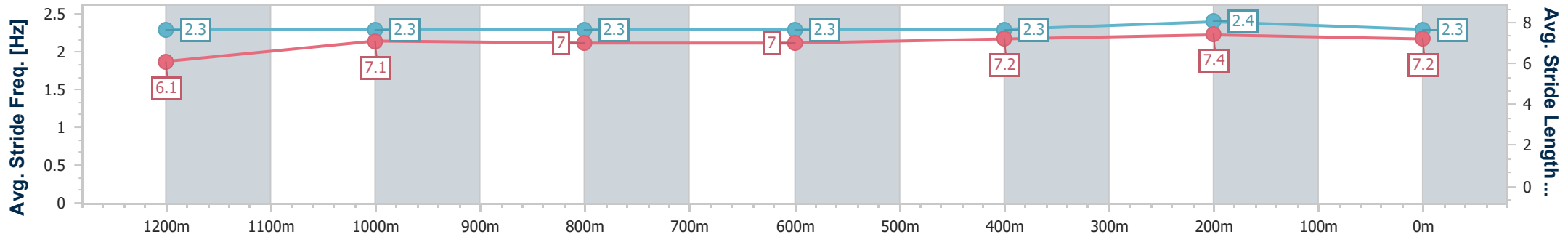
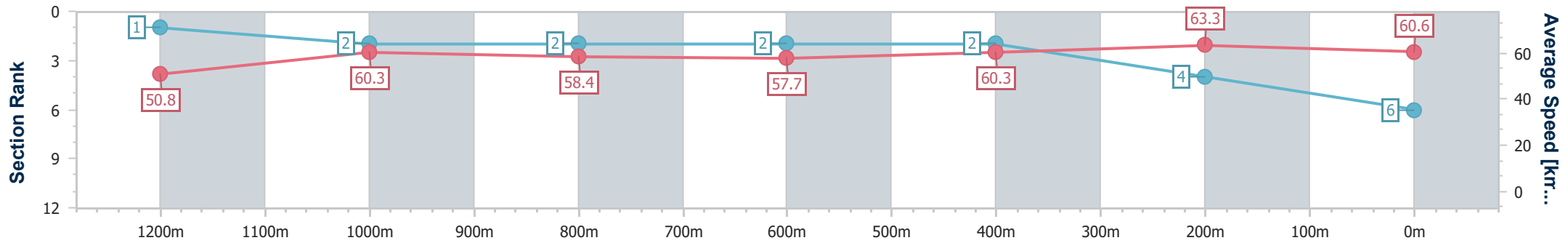
Sunshine Coast QLD Professional
 Race 3: NORTH COAST EQUINE VETERINARY CLINIC QTIS
 Three-Year-Old BENCHMARK 65 Handicap - 1400m



02 April 2023 - 14:20

Track Rating: Good 4, Weather: Fine, Rail Position: True

Section	Overall	1200m	1000m	800m	600m	400m	200m
Section Times	1:26.44 [6] (0:14.18)	1:12.26 [1] (0:11.93)	1:00.33 [2] (0:12.41)	0:47.92 [2] (0:12.60)	0:35.32 [2] (0:12.06)	0:23.26 [2] (0:11.37)	0:11.89 [4] (0:11.89)
Average Speed [km/h]	50.8	60.3	58.4	57.7	60.3	63.3	60.6
Top Speed [km/h]	61.6	61.9	60.4	59.1	62.1	64.4	62.1
Avg. Dist. to Rail [m]	5.6	2.6	2.2	1.6	1.7	4.3	4.8
Avg. Stride Freq. [Hz]	2.3	2.3	2.3	2.3	2.3	2.4	2.3
Avg. Stride Length [m]	6.1	7.1	7.0	7.0	7.2	7.4	7.2



- [] Ranking at each section and finish
- .-.- No data available at this section
- NA No data available



Horse/Jockey Name	Noted
Final Rank	7
Fastest Section Time (Section)	0:10.97 (400m)
Top Speed [km/h] (Section)	67.1 (400m)
Race State	Finished



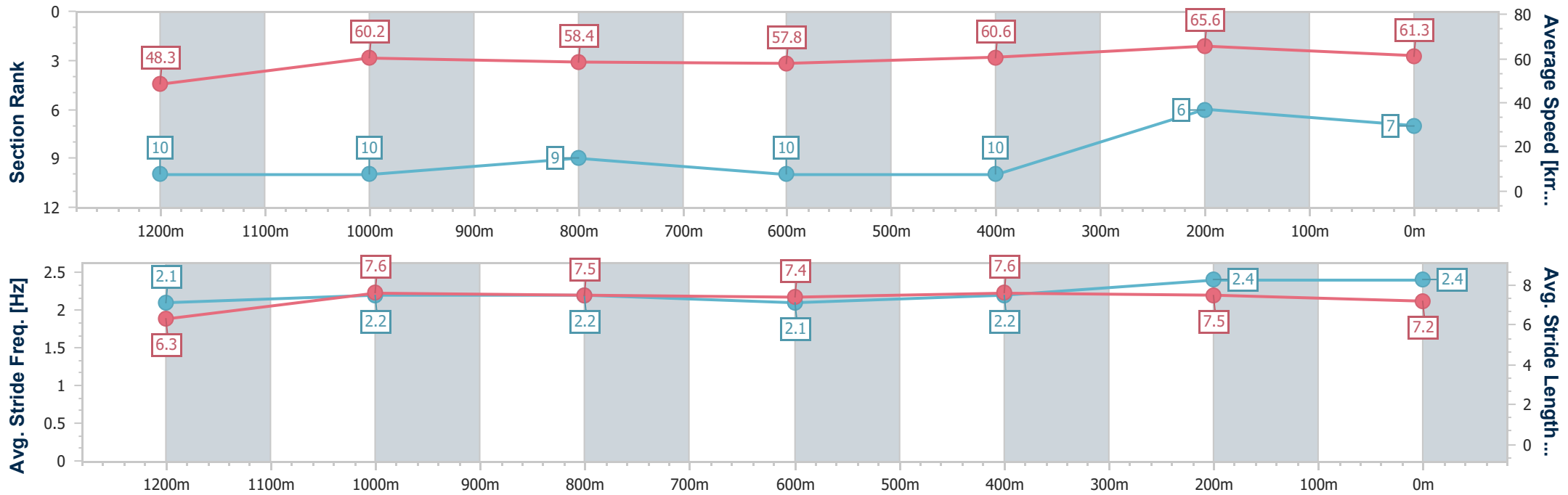
Sunshine Coast QLD Professional
 Race 3: NORTH COAST EQUINE VETERINARY CLINIC QTIS
 Three-Year-Old BENCHMARK 65 Handicap - 1400m



02 April 2023 - 14:20

Track Rating: Good 4, Weather: Fine, Rail Position: True

Section	Overall	1200m	1000m	800m	600m	400m	200m
Section Times	1:26.52 [7] (0:14.97)	1:11.55 [10] (0:11.94)	0:59.61 [10] (0:12.38)	0:47.23 [9] (0:12.53)	0:34.70 [10] (0:11.98)	0:22.72 [10] (0:10.97)	0:11.75 [6] (0:11.75)
Average Speed [km/h]	48.3	60.2	58.4	57.8	60.6	65.6	61.3
Top Speed [km/h]	60.8	63.0	60.0	60.2	63.7	67.1	64.6
Avg. Dist. to Rail [m]	11.6	2.5	1.9	1.1	1.1	1.6	0.3
Avg. Stride Freq. [Hz]	2.1	2.2	2.2	2.1	2.2	2.4	2.4
Avg. Stride Length [m]	6.3	7.6	7.5	7.4	7.6	7.5	7.2



- [] Ranking at each section and finish
- .-.- No data available at this section
- NA No data available



Horse/Jockey Name	Hearsay
Final Rank	8
Fastest Section Time (Section)	0:11.40 (400m)
Top Speed [km/h] (Section)	64.5 (400m)
Race State	Finished



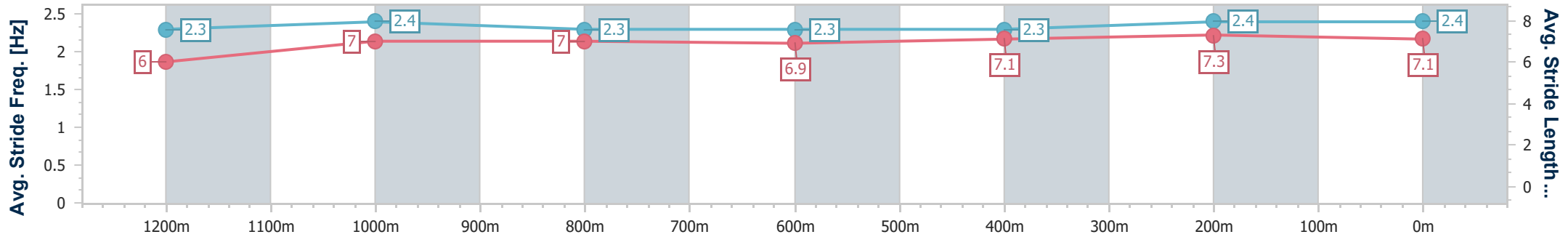
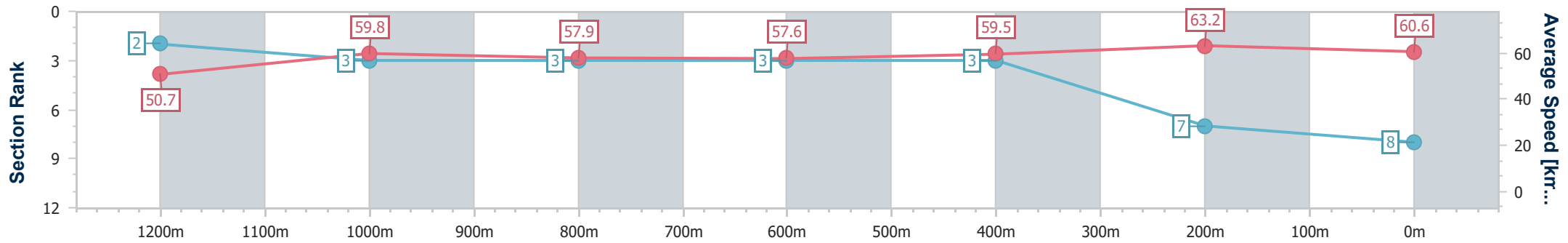
Sunshine Coast QLD Professional
 Race 3: NORTH COAST EQUINE VETERINARY CLINIC QTIS
 Three-Year-Old BENCHMARK 65 Handicap - 1400m



02 April 2023 - 14:20

Track Rating: Good 4, Weather: Fine, Rail Position: True

Section	Overall	1200m	1000m	800m	600m	400m	200m
Section Times	1:26.63 [8] (0:14.21)	1:12.42 [2] (0:12.03)	1:00.39 [3] (0:12.51)	0:47.88 [3] (0:12.55)	0:35.33 [3] (0:12.06)	0:23.27 [3] (0:11.40)	0:11.87 [7] (0:11.87)
Average Speed [km/h]	50.7	59.8	57.9	57.6	59.5	63.2	60.6
Top Speed [km/h]	61.6	61.5	59.4	59.4	62.6	64.5	63.0
Avg. Dist. to Rail [m]	5.0	2.9	2.3	0.6	0.3	2.1	3.3
Avg. Stride Freq. [Hz]	2.3	2.4	2.3	2.3	2.3	2.4	2.4
Avg. Stride Length [m]	6.0	7.0	7.0	6.9	7.1	7.3	7.1



- [] Ranking at each section and finish
- .-.- No data available at this section
- NA No data available



Horse/Jockey Name	Even Now
Final Rank	9
Fastest Section Time (Section)	0:11.31 (400m)
Top Speed [km/h] (Section)	64.2 (400m)
Race State	Finished



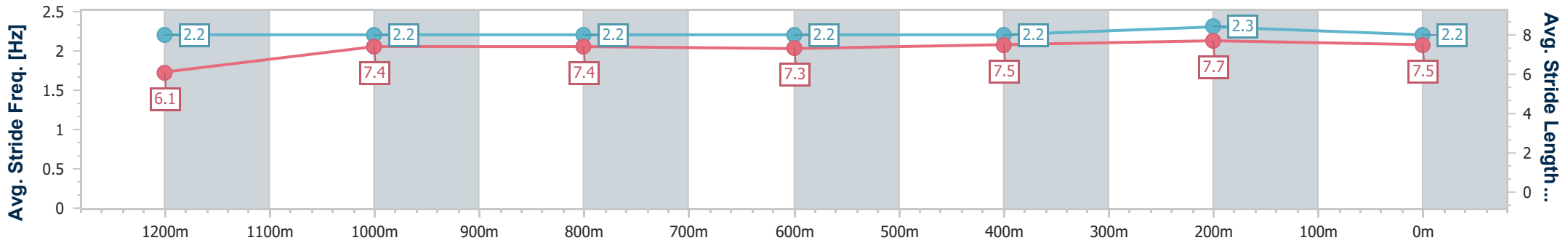
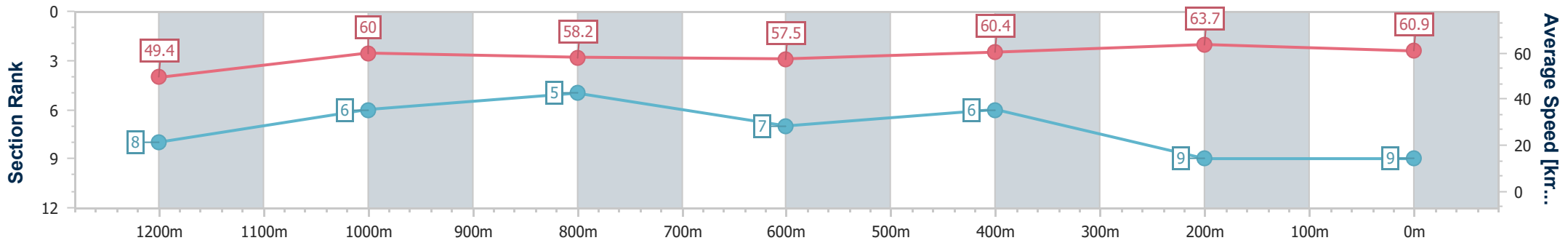
Sunshine Coast QLD Professional
 Race 3: NORTH COAST EQUINE VETERINARY CLINIC QTIS
 Three-Year-Old BENCHMARK 65 Handicap - 1400m



02 April 2023 - 14:20

Track Rating: Good 4, Weather: Fine, Rail Position: True

Section	Overall	1200m	1000m	800m	600m	400m	200m
Section Times	1:26.74 [9] (0:14.57)	1:12.17 [8] (0:12.02)	1:00.15 [6] (0:12.41)	0:47.74 [5] (0:12.60)	0:35.14 [7] (0:12.00)	0:23.14 [6] (0:11.31)	0:11.83 [9] (0:11.83)
Average Speed [km/h]	49.4	60.0	58.2	57.5	60.4	63.7	60.9
Top Speed [km/h]	61.8	61.0	59.7	59.8	63.0	64.2	63.1
Avg. Dist. to Rail [m]	4.8	2.2	1.4	1.5	0.9	4.5	5.0
Avg. Stride Freq. [Hz]	2.2	2.2	2.2	2.2	2.2	2.3	2.2
Avg. Stride Length [m]	6.1	7.4	7.4	7.3	7.5	7.7	7.5



- [] Ranking at each section and finish
- .-.- No data available at this section
- NA No data available



Horse/Jockey Name	Better Times
Final Rank	10
Fastest Section Time (Section)	0:11.51 (400m)
Top Speed [km/h] (Section)	63.5 (400m)
Race State	Finished



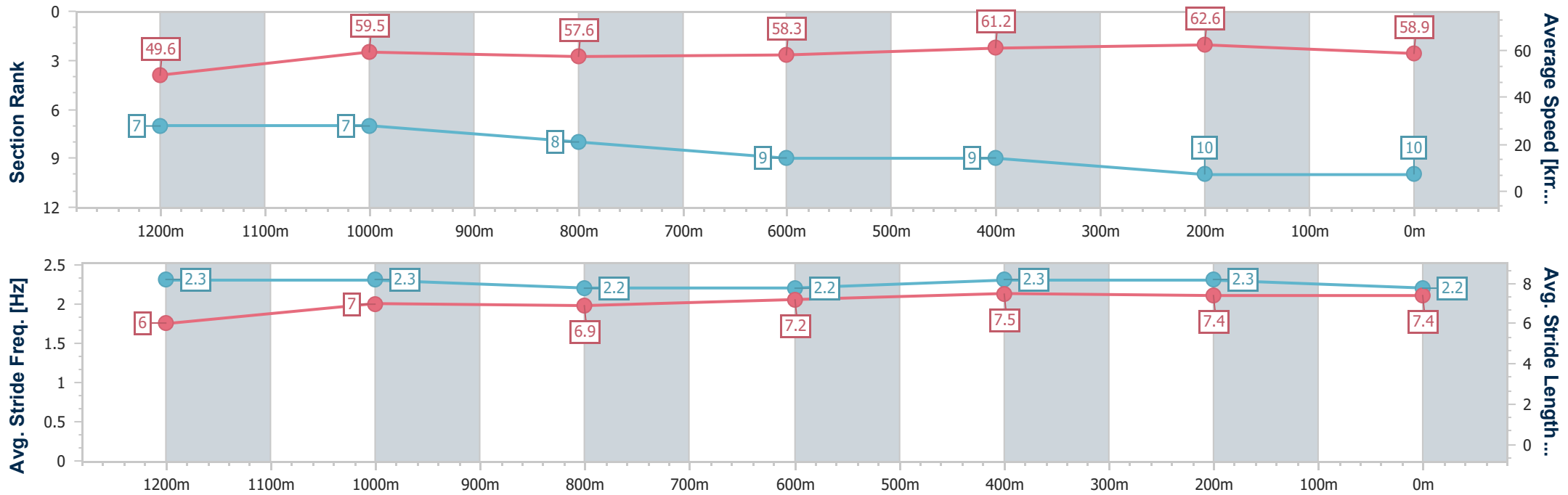
Sunshine Coast QLD Professional
 Race 3: NORTH COAST EQUINE VETERINARY CLINIC QTIS
 Three-Year-Old BENCHMARK 65 Handicap - 1400m



02 April 2023 - 14:20

Track Rating: Good 4, Weather: Fine, Rail Position: True

Section	Overall	1200m	1000m	800m	600m	400m	200m
Section Times	1:27.52 [10] (0:14.52)	1:13.00 [7] (0:12.09)	1:00.91 [7] (0:12.62)	0:48.29 [8] (0:12.59)	0:35.70 [9] (0:11.99)	0:23.71 [9] (0:11.51)	0:12.20 [10] (0:12.20)
Average Speed [km/h]	49.6	59.5	57.6	58.3	61.2	62.6	58.9
Top Speed [km/h]	59.7	60.9	58.4	60.6	62.0	63.5	62.0
Avg. Dist. to Rail [m]	8.5	5.7	4.0	3.3	3.0	8.7	9.3
Avg. Stride Freq. [Hz]	2.3	2.3	2.2	2.2	2.3	2.3	2.2
Avg. Stride Length [m]	6.0	7.0	6.9	7.2	7.5	7.4	7.4



- [] Ranking at each section and finish
- .-.- No data available at this section
- NA No data available