



Doomben QLD Professional

Race 1: GALLOPERS SPORTS CLUB QTIS Two-Year-Old Handicap - 1350m

08 April 2023 - 11:48



BRISBANE
RACING CLUB

Track Rating: Heavy 8, Weather: Fine, Rail Position: +5.5m Entire Course

Section		Overall	1200m	1000m	800m	600m	400m	Last 600m				
Field Times		1:23.41 (0:11.24)	1:12.17 (0:12.05)	1:00.12 (0:12.31)	0:47.81 (0:12.79)	0:35.02 (0:12.03)	0:22.99 (0:11.16)	0:35.02				
Rank	TAB Horse/Jockey	Barrier	Top Speed [km/h]	Fastest Section	Distance Travelled [m]							
1	5 RINGER'S REWARD Madeleine Wishart	2	66.0 400m	0:11.16 400m	1:23.41 [1] (0:11.73)	1:11.68 [3] (0:11.74)	0:59.94 [2] (0:12.28)	0:47.66 [2] (0:12.75)	0:34.91 [2] (0:11.92)	0:22.99 [1] (0:11.16)	0:34.91	
2	3 SPICY LEGEND Ryan Wiggins	5	66.1 400m	0:11.14 400m	1:23.44 [2] (0:11.24)	1:12.20 [1] (0:12.05)	1:00.15 [1] (0:12.31)	0:47.84 [1] (0:12.79)	0:35.05 [1] (0:12.09)	0:22.96 [2] (0:11.14)	0:35.05	-5
3	6 CONQUISTADORES Adin Thompson	4	65.6 400m	0:11.29 400m	1:23.92 [3] (0:11.41)	1:12.51 [2] (0:12.33)	1:00.18 [3] (0:12.23)	0:47.95 [3] (0:12.77)	0:35.18 [3] (0:12.04)	0:23.14 [4] (0:11.29)	0:35.18	-3
4	2 HIMEJI Anthony Allen	1	65.8 400m	0:11.19 400m	1:23.97 [4] (0:11.98)	1:11.99 [4] (0:11.84)	1:00.15 [4] (0:12.29)	0:47.86 [4] (0:12.76)	0:35.10 [4] (0:11.97)	0:23.13 [3] (0:11.19)	0:35.10	+0

Scratched: Torque Bossanova (#1), Change The Deel (#4)



Doomben QLD Professional
Race 1: GALLOPERS SPORTS CLUB QTIS Two-Year-Old Handicap - 1350m
08 April 2023 - 11:48



Track Rating: Heavy 8, Weather: Fine, Rail Position: +5.5m Entire Course

Section				200m				Last 600m	
Field Times				0:11.83 (0:11.83)				0:35.02	
Rank	TAB	Horse/Jockey	Barrier	Top Speed [km/h]	Fastest Section	Margin			Distance Travelled [m]
1	5	RINGER'S REWARD Madeleine Wishart	2	66.0 400m	0:11.16 400m	0:11.83 [1] (0:11.83)	1:23.41		0:34.91
2	3	SPICY LEGEND Ryan Wiggins	5	66.1 400m	0:11.14 400m	0:11.82 [2] (0:11.82)	0.13L		0:35.05 -5
3	6	CONQUISTADORES Adin Thompson	4	65.6 400m	0:11.29 400m	0:11.85 [4] (0:11.85)	2.97L		0:35.18 -3
4	2	HIMEJI Anthony Allen	1	65.8 400m	0:11.19 400m	0:11.94 [3] (0:11.94)	3.25L		0:35.10 +0

Scratched: Torque Bossanova (#1), Change The Deel (#4)

[] Ranking at each section and finish
 -:-:-:- No data available at this section
 NA No data available

SCN Saddle cloth number
 DNF Did not finish
 DNT Did not track



Horse/Jockey Name	Ringer's Reward
Final Rank	1
Fastest Section Time (Section)	0:11.16 (400m)
Top Speed [km/h] (Section)	66.0 (400m)
Race State	Finished

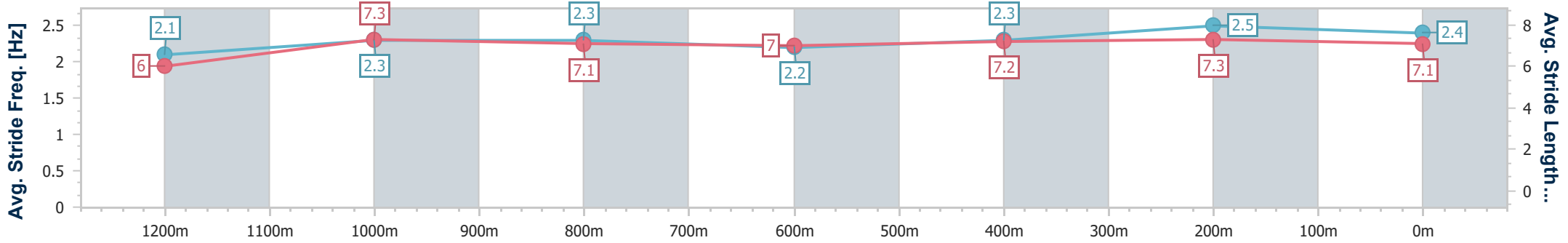
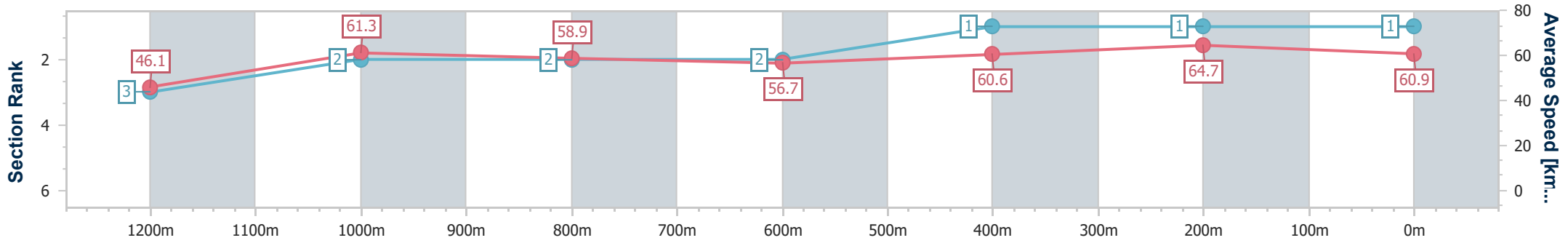


Doomben QLD Professional
Race 1: GALLOPERS SPORTS CLUB QTIS Two-Year-Old
Handicap - 1350m
08 April 2023 - 11:48
Track Rating: Heavy 8, Weather: Fine, Rail Position: +5.5m Entire Course



BRISBANE
RACING CLUB

Section	Overall	1200m	1000m	800m	600m	400m	200m
Section Times	1:23.41 [1] (0:11.73)	1:11.68 [3] (0:11.74)	0:59.94 [2] (0:12.28)	0:47.66 [2] (0:12.75)	0:34.91 [2] (0:11.92)	0:22.99 [1] (0:11.16)	0:11.83 [1] (0:11.83)
Average Speed [km/h]	46.1	61.3	58.9	56.7	60.6	64.7	60.9
Top Speed [km/h]	61.1	63.1	60.6	57.6	64.3	66.0	64.4
Avg. Dist. to Rail [m]	1.2	1.0	1.4	1.0	0.9	1.6	1.4
Avg. Stride Freq. [Hz]	2.1	2.3	2.3	2.2	2.3	2.5	2.4
Avg. Stride Length [m]	6.0	7.3	7.1	7.0	7.2	7.3	7.1



- [] Ranking at each section and finish
- .-.- No data available at this section
- NA No data available



Horse/Jockey Name	Spicy Legend
Final Rank	2
Fastest Section Time (Section)	0:11.14 (400m)
Top Speed [km/h] (Section)	66.1 (400m)
Race State	Finished



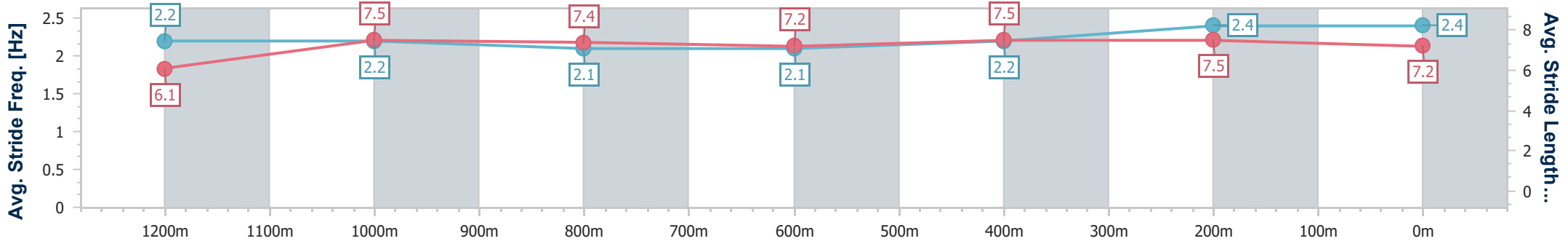
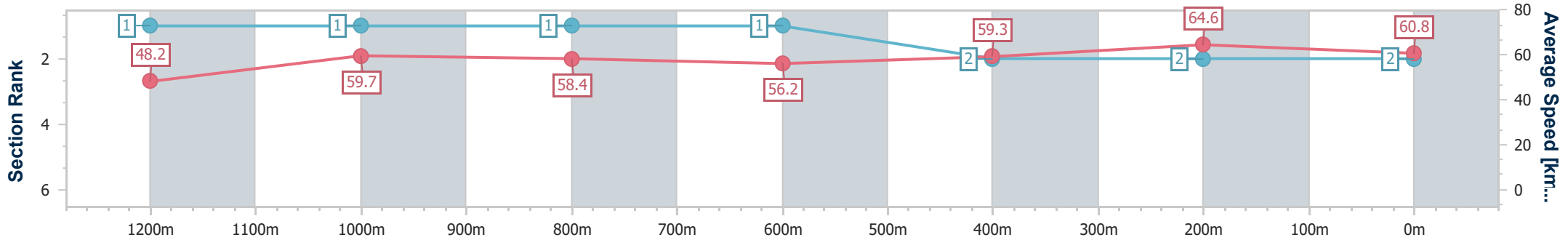
Doomben QLD Professional
Race 1: GALLOPERS SPORTS CLUB QTIS Two-Year-Old
Handicap - 1350m



BRISBANE
RACING CLUB

08 April 2023 - 11:48
 Track Rating: Heavy 8, Weather: Fine, Rail Position: +5.5m Entire Course

Section	Overall	1200m	1000m	800m	600m	400m	200m
Section Times	1:23.44 [2] (0:11.24)	1:12.20 [1] (0:12.05)	1:00.15 [1] (0:12.31)	0:47.84 [1] (0:12.79)	0:35.05 [1] (0:12.09)	0:22.96 [2] (0:11.14)	0:11.82 [2] (0:11.82)
Average Speed [km/h]	48.2	59.7	58.4	56.2	59.3	64.6	60.8
Top Speed [km/h]	62.7	62.5	61.0	57.9	62.9	66.1	64.3
Avg. Dist. to Rail [m]	3.8	0.6	0.3	0.5	0.3	0.7	0.6
Avg. Stride Freq. [Hz]	2.2	2.2	2.1	2.1	2.2	2.4	2.4
Avg. Stride Length [m]	6.1	7.5	7.4	7.2	7.5	7.5	7.2



- [] Ranking at each section and finish
- .-.- No data available at this section
- NA No data available



Horse/Jockey Name	Conquistadores
Final Rank	3
Fastest Section Time (Section)	0:11.29 (400m)
Top Speed [km/h] (Section)	65.6 (400m)
Race State	Finished



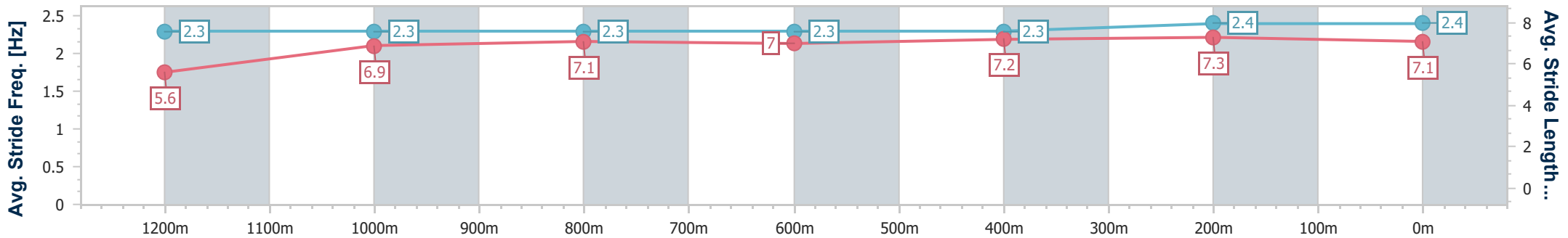
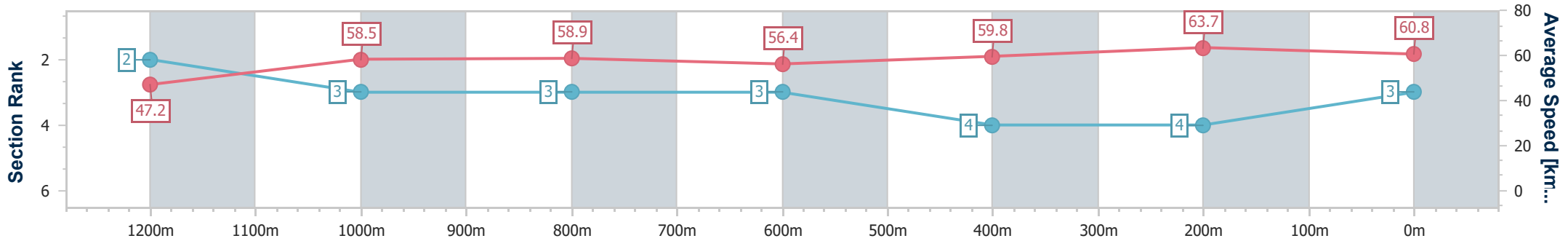
Doomben QLD Professional
Race 1: GALLOPERS SPORTS CLUB QTIS Two-Year-Old
Handicap - 1350m



08 April 2023 - 11:48
 Track Rating: Heavy 8, Weather: Fine, Rail Position: +5.5m Entire Course

BRISBANE
 RACING CLUB

Section	Overall	1200m	1000m	800m	600m	400m	200m
Section Times	1:23.92 [3] (0:11.41)	1:12.51 [2] (0:12.33)	1:00.18 [3] (0:12.23)	0:47.95 [3] (0:12.77)	0:35.18 [3] (0:12.04)	0:23.14 [4] (0:11.29)	0:11.85 [4] (0:11.85)
Average Speed [km/h]	47.2	58.5	58.9	56.4	59.8	63.7	60.8
Top Speed [km/h]	61.2	60.8	61.5	58.2	63.0	65.6	63.0
Avg. Dist. to Rail [m]	1.8	0.7	0.2	0.3	0.4	0.6	1.4
Avg. Stride Freq. [Hz]	2.3	2.3	2.3	2.3	2.3	2.4	2.4
Avg. Stride Length [m]	5.6	6.9	7.1	7.0	7.2	7.3	7.1



- [] Ranking at each section and finish
- .-.- No data available at this section
- NA No data available



Horse/Jockey Name	Himeji
Final Rank	4
Fastest Section Time (Section)	0:11.19 (400m)
Top Speed [km/h] (Section)	65.8 (400m)
Race State	Finished

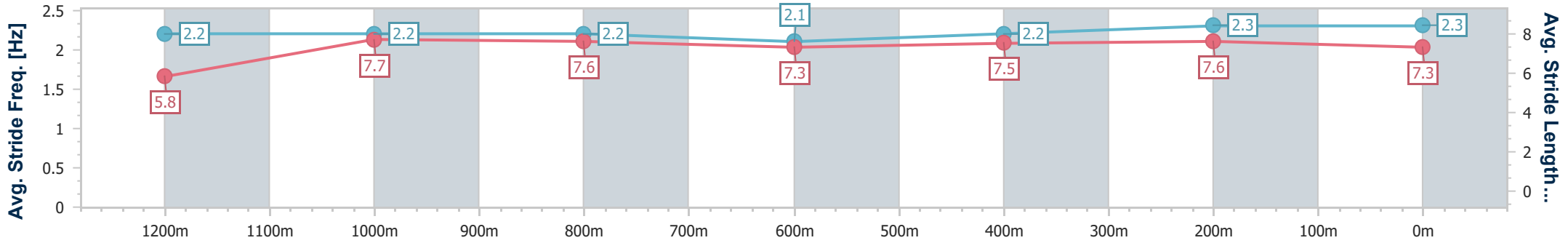
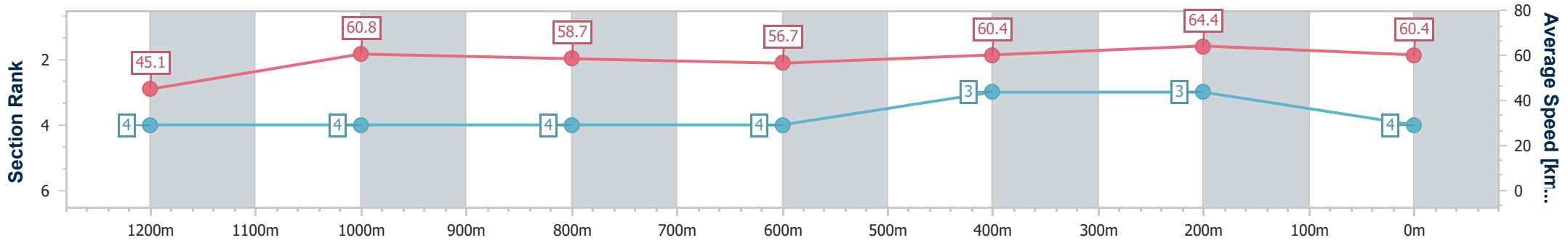


Doomben QLD Professional
Race 1: GALLOPERS SPORTS CLUB QTIS Two-Year-Old
Handicap - 1350m
08 April 2023 - 11:48
Track Rating: Heavy 8, Weather: Fine, Rail Position: +5.5m Entire Course



BRISBANE
RACING CLUB

Section	Overall	1200m	1000m	800m	600m	400m	200m							
Section Times	1:23.97 [4] (0:11.98)	1:11.99 [4] (0:11.84)	1:00.15 [4] (0:12.29)	0:47.86 [4] (0:12.76)	0:35.10 [4] (0:11.97)	0:23.13 [3] (0:11.19)	0:11.94 [3] (0:11.94)							
Average Speed [km/h]	45.1	60.8	58.7	56.7	60.4	64.4	60.4							
Top Speed [km/h]	61.7	62.4	61.8	57.8	64.4	65.8	63.6							
Avg. Dist. to Rail [m]	1.4	0.8	1.1	0.9	0.7	1.7	1.5							
Avg. Stride Freq. [Hz]	2.2	2.2	2.2	2.1	2.2	2.3	2.3							
Avg. Stride Length [m]	5.8	7.7	7.6	7.3	7.5	7.6	7.3							



- [] Ranking at each section and finish
- .-.- No data available at this section
- NA No data available