



Doomben QLD Professional

Race 3: FAMILY DAY 15 APRIL BENCHMARK 78 Handicap - 2040m

08 April 2023 - 12:59



BRISBANE
RACING CLUB

Track Rating: Soft 7, Weather: Fine, Rail Position: +5.5m Entire Course

Section		Overall	1800m	1600m	1400m	1200m	1000m	800m	Last 600m				
Field Times		2:07.20 (0:16.76)	1:50.44 (0:11.72)	1:38.72 (0:11.85)	1:26.87 (0:12.04)	1:14.83 (0:11.92)	1:02.91 (0:12.18)	0:50.73 (0:12.41)	0:38.32				
Rank	TAB Horse/Jockey	Barrier	Top Speed [km/h]	Fastest Section									Distance Travelled [m]
1	1 STUCK WITH YOU Ashley Morgan	12	64.0 600m	0:11.71 800m	2:07.20 [1] (0:17.93)	1:49.27 [11] (0:12.35)	1:36.92 [11] (0:12.24)	1:24.68 [11] (0:11.81)	1:12.87 [11] (0:12.00)	1:00.87 [11] (0:11.91)	0:48.96 [11] (0:11.71)	0:37.25	
2	4 CLYDE Larry Cassidy	7	61.7 1000m	0:11.90 1000m	2:07.20 [2] (0:17.12)	1:50.08 [6] (0:12.16)	1:37.92 [6] (0:12.16)	1:25.76 [6] (0:12.15)	1:13.61 [6] (0:11.96)	1:01.65 [6] (0:11.90)	0:49.75 [6] (0:12.00)	0:37.75	-5
3	11 THE DRILLER Georgina Cartwright	1	62.3 Overall	0:11.83 1000m	2:07.39 [3] (0:17.38)	1:50.01 [8] (0:12.04)	1:37.97 [7] (0:12.27)	1:25.70 [7] (0:12.03)	1:13.67 [7] (0:12.01)	1:01.66 [7] (0:11.83)	0:49.83 [7] (0:12.01)	0:37.82	-1
4	7 AGNELLI Jim Byrne	4	62.3 Overall	0:11.83 1200m	2:07.44 [4] (0:16.98)	1:50.46 [3] (0:11.87)	1:38.59 [3] (0:12.06)	1:26.53 [4] (0:12.02)	1:14.51 [4] (0:11.83)	1:02.68 [4] (0:12.02)	0:50.66 [4] (0:12.36)	0:38.30	-3
5	9 GAMBU Damien Thornton	8	62.4 800m	0:11.80 1000m	2:07.92 [5] (0:17.37)	1:50.55 [7] (0:12.21)	1:38.34 [8] (0:12.26)	1:26.08 [8] (0:11.97)	1:14.11 [8] (0:12.04)	1:02.07 [8] (0:11.80)	0:50.27 [8] (0:11.82)	0:38.45	-5
6	12 EYELEFTIT Taylor Marshall	5	61.6 Overall	0:11.90 1000m	2:08.27 [6] (0:17.58)	1:50.69 [9] (0:12.38)	1:38.31 [9] (0:12.28)	1:26.03 [10] (0:11.96)	1:14.07 [10] (0:11.95)	1:02.12 [9] (0:11.90)	0:50.22 [9] (0:12.02)	0:38.20	-2
7	3 PHAROAH'S REIGN Ben Thompson	10	63.1 Overall	0:11.77 1800m	2:08.29 [7] (0:16.76)	1:51.53 [2] (0:11.77)	1:39.76 [2] (0:11.89)	1:27.87 [2] (0:12.07)	1:15.80 [2] (0:11.92)	1:03.88 [2] (0:12.10)	0:51.78 [2] (0:12.37)	0:39.41	-3
8	8 FLENSBURG Kyle Wilson-Taylor	6	63.5 Overall	0:11.92 1000m	2:08.37 [8] (0:17.09)	1:51.28 [5] (0:12.10)	1:39.18 [5] (0:12.18)	1:27.00 [5] (0:12.10)	1:14.90 [5] (0:12.01)	1:02.89 [5] (0:11.92)	0:50.97 [5] (0:12.06)	0:38.91	-3
9	2 TINTINWIN Melea Castle	9	62.5 Overall	0:11.87 1200m	2:09.21 [9] (0:17.00)	1:52.21 [4] (0:11.94)	1:40.27 [4] (0:11.95)	1:28.32 [3] (0:11.95)	1:16.37 [3] (0:11.87)	1:04.50 [3] (0:12.02)	0:52.48 [3] (0:12.31)	0:40.17	+2
10	5 MAEVILA RULER Angela Jones	2	63.9 Overall	0:11.72 1800m	2:09.88 [10] (0:16.76)	1:53.12 [1] (0:11.72)	1:41.40 [1] (0:11.85)	1:29.55 [1] (0:12.04)	1:17.51 [1] (0:11.92)	1:05.59 [1] (0:12.18)	0:53.41 [1] (0:12.48)	0:40.93	-2

Scratched: Texas Storm (#10)



Doomben QLD Professional

Race 3: FAMILY DAY 15 APRIL BENCHMARK 78 Handicap - 2040m

08 April 2023 - 12:59



BRISBANE
RACING CLUB

Track Rating: Soft 7, Weather: Fine, Rail Position: +5.5m Entire Course

Section	Overall	1800m	1600m	1400m	1200m	1000m	800m	Last 600m						
Field Times	2:07.20 (0:16.76)	1:50.44 (0:11.72)	1:38.72 (0:11.85)	1:26.87 (0:12.04)	1:14.83 (0:11.92)	1:02.91 (0:12.18)	0:50.73 (0:12.41)	0:38.32						
Rank	TAB	Horse/Jockey	Barrier	Top Speed [km/h]	Fastest Section				Distance Travelled [m]					
11	6	KAPSALI James Orman	11	62.4 800m	0:11.83 800m	2:10.32 [11] (0:17.64)	1:52.68 [10] (0:12.32)	1:40.36 [9] (0:12.23)	1:28.13 [9] (0:11.95)	1:16.18 [9] (0:12.04)	1:04.14 [10] (0:11.94)	0:52.20 [10] (0:11.83)	0:40.37	+1

Scratched: Texas Storm (#10)



Doomben QLD Professional

Race 3: FAMILY DAY 15 APRIL BENCHMARK 78 Handicap - 2040m

08 April 2023 - 12:59



BRISBANE
RACING CLUB

Track Rating: Soft 7, Weather: Fine, Rail Position: +5.5m Entire Course

Section					600m	400m	200m				Last 600m
Field Times					0:38.32 (0:12.58)	0:25.74 (0:12.54)	0:13.20 (0:13.20)				0:38.32
Rank	TAB	Horse/Jockey	Barrier	Top Speed [km/h]	Fastest Section	Margin			Distance Travelled [m]		
1	1	STUCK WITH YOU Ashley Morgan	12	64.0 600m	0:11.71 800m	0:37.25 [10] (0:11.89)	0:25.36 [7] (0:12.20)	0:13.16 [2] (0:13.16)	2:07.20	0:37.25	
2	4	CLYDE Larry Cassidy	7	61.7 1000m	0:11.90 1000m	0:37.75 [5] (0:12.35)	0:25.40 [4] (0:12.20)	0:13.20 [1] (0:13.20)	0.03L	0:37.75	-5
3	11	THE DRILLER Georgina Cartwright	1	62.3 Overall	0:11.83 1000m	0:37.82 [8] (0:12.33)	0:25.49 [8] (0:12.40)	0:13.09 [6] (0:13.09)	1.15L	0:37.82	-1
4	7	AGNELLI Jim Byrne	4	62.3 Overall	0:11.83 1200m	0:38.30 [4] (0:12.58)	0:25.72 [3] (0:12.54)	0:13.18 [5] (0:13.18)	1.41L	0:38.30	-3
5	9	GAMBU Damien Thornton	8	62.4 800m	0:11.80 1000m	0:38.45 [7] (0:12.12)	0:26.33 [2] (0:12.55)	0:13.78 [3] (0:13.78)	4.23L	0:38.45	-5
6	12	EYELEFTIT Taylor Marshall	5	61.6 Overall	0:11.90 1000m	0:38.20 [11] (0:12.41)	0:25.79 [11] (0:12.57)	0:13.22 [9] (0:13.22)	6.32L	0:38.20	-2
7	3	PHAROAH'S REIGN Ben Thompson	10	63.1 Overall	0:11.77 1800m	0:39.41 [1] (0:12.58)	0:26.83 [1] (0:12.77)	0:14.06 [4] (0:14.06)	6.4L	0:39.41	-3
8	8	FLENSBURG Kyle Wilson-Taylor	6	63.5 Overall	0:11.92 1000m	0:38.91 [6] (0:12.57)	0:26.34 [9] (0:12.62)	0:13.72 [7] (0:13.72)	6.87L	0:38.91	-3
9	2	TINTINWIN Melea Castle	9	62.5 Overall	0:11.87 1200m	0:40.17 [3] (0:12.71)	0:27.46 [4] (0:12.97)	0:14.49 [8] (0:14.49)	11.82L	0:40.17	+2
10	5	MAEVILA RULER Angela Jones	2	63.9 Overall	0:11.72 1800m	0:40.93 [2] (0:12.91)	0:28.02 [6] (0:13.38)	0:14.64 [10] (0:14.64)	15.75L	0:40.93	-2

Scratched: Texas Storm (#10)



Doomben QLD Professional

Race 3: FAMILY DAY 15 APRIL BENCHMARK 78 Handicap - 2040m

08 April 2023 - 12:59



BRISBANE
RACING CLUB

Track Rating: Soft 7, Weather: Fine, Rail Position: +5.5m Entire Course

Section			600m	400m	200m			Last 600m			
Field Times			0:38.32 (0:12.58)	0:25.74 (0:12.54)	0:13.20 (0:13.20)			0:38.32			
Rank	TAB	Horse/Jockey	Barrier	Top Speed [km/h]	Fastest Section	Margin		Distance Travelled [m]			
11	6	KAPSALI James Orman	11	62.4 800m	0:11.83 800m	0:40.37 [9] (0:12.38)	0:27.99 [10] (0:12.89)	0:15.10 [11] (0:15.10)	18.33L	0:40.37	+1

Scratched: Texas Storm (#10)



Horse/Jockey Name	Stuck With You
Final Rank	1
Fastest Section Time (Section)	0:11.71 (800m)
Top Speed [km/h] (Section)	64.0 (600m)
Race State	Finished

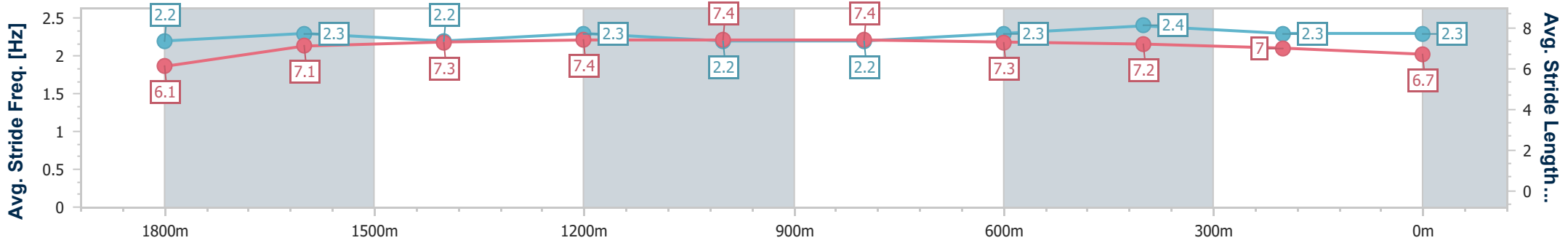
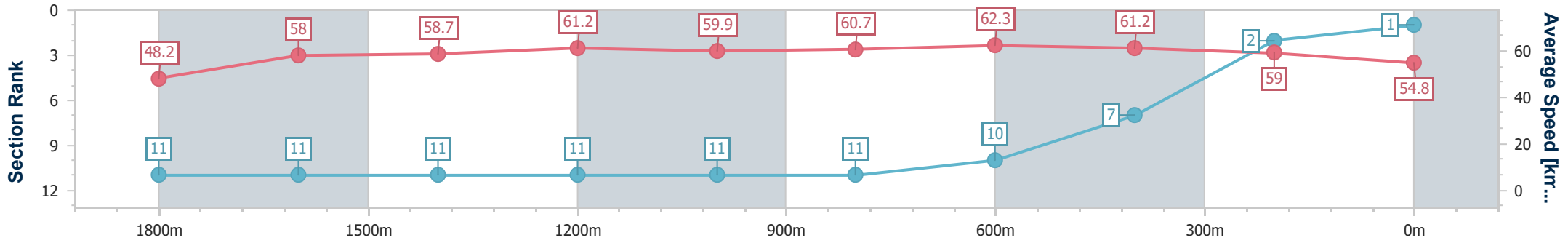


Doomben QLD Professional
Race 3: FAMILY DAY 15 APRIL BENCHMARK 78 Handicap - 2040m
 08 April 2023 - 12:59
 Track Rating: Soft 7, Weather: Fine, Rail Position: +5.5m Entire Course



BRISBANE
RACING CLUB

Section	Overall	1800m	1600m	1400m	1200m	1000m	800m	600m	400m	200m
Section Times	2:07.20 [1] (0:17.93)	1:49.27 [11] (0:12.35)	1:36.92 [11] (0:12.24)	1:24.68 [11] (0:11.81)	1:12.87 [11] (0:12.00)	1:00.87 [11] (0:11.91)	0:48.96 [11] (0:11.71)	0:37.25 [10] (0:11.89)	0:25.36 [7] (0:12.20)	0:13.16 [2] (0:13.16)
Average Speed [km/h]	48.2	58.0	58.7	61.2	59.9	60.7	62.3	61.2	59.0	54.8
Top Speed [km/h]	61.1	61.2	60.0	62.0	61.5	62.0	63.6	64.0	60.1	57.3
Avg. Dist. to Rail [m]	5.6	0.9	0.5	0.9	2.0	2.0	2.4	1.8	1.5	1.9
Avg. Stride Freq. [Hz]	2.2	2.3	2.2	2.3	2.2	2.2	2.3	2.4	2.3	2.3
Avg. Stride Length [m]	6.1	7.1	7.3	7.4	7.4	7.4	7.3	7.2	7.0	6.7



- [] Ranking at each section and finish
- .-.- No data available at this section
- NA No data available



Horse/Jockey Name	Clyde
Final Rank	2
Fastest Section Time (Section)	0:11.90 (1000m)
Top Speed [km/h] (Section)	61.7 (1000m)
Race State	Finished

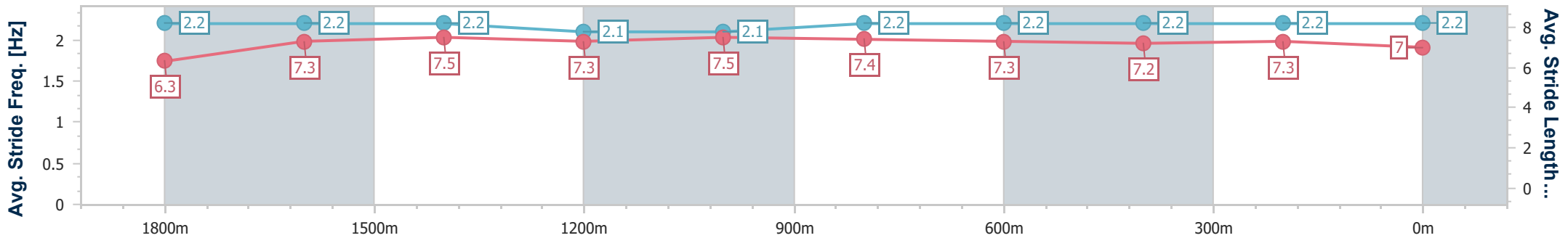
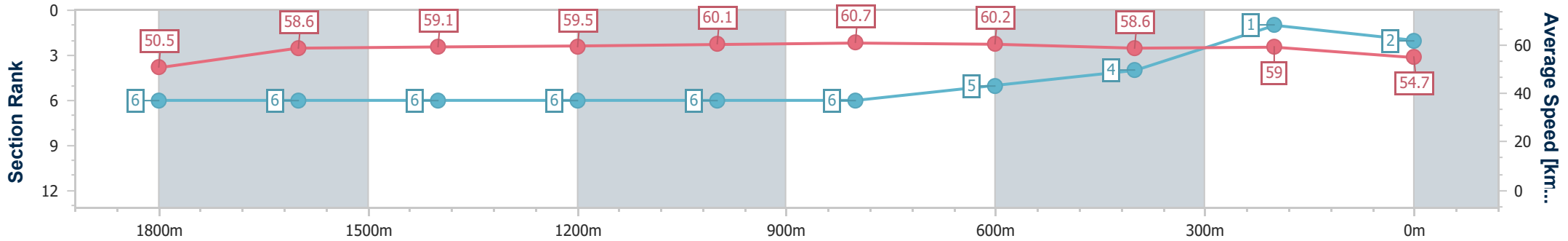


Doomben QLD Professional
Race 3: FAMILY DAY 15 APRIL BENCHMARK 78 Handicap - 2040m
 08 April 2023 - 12:59
 Track Rating: Soft 7, Weather: Fine, Rail Position: +5.5m Entire Course



BRISBANE RACING CLUB

Section	Overall	1800m	1600m	1400m	1200m	1000m	800m	600m	400m	200m
Section Times	2:07.20 [2] (0:17.12)	1:50.08 [6] (0:12.16)	1:37.92 [6] (0:12.16)	1:25.76 [6] (0:12.15)	1:13.61 [6] (0:11.96)	1:01.65 [6] (0:11.90)	0:49.75 [6] (0:12.00)	0:37.75 [5] (0:12.35)	0:25.40 [4] (0:12.20)	0:13.20 [1] (0:13.20)
Average Speed [km/h]	50.5	58.6	59.1	59.5	60.1	60.7	60.2	58.6	59.0	54.7
Top Speed [km/h]	61.6	60.8	59.7	60.2	60.6	61.7	60.5	59.9	60.5	57.0
Avg. Dist. to Rail [m]	1.8	1.6	0.6	0.7	1.4	1.5	1.1	0.7	1.2	1.4
Avg. Stride Freq. [Hz]	2.2	2.2	2.2	2.1	2.1	2.2	2.2	2.2	2.2	2.2
Avg. Stride Length [m]	6.3	7.3	7.5	7.3	7.5	7.4	7.3	7.2	7.3	7.0



- [] Ranking at each section and finish
- .-.- No data available at this section
- NA No data available



Horse/Jockey Name	The Driller
Final Rank	3
Fastest Section Time (Section)	0:11.83 (1000m)
Top Speed [km/h] (Section)	62.3 (Overall)
Race State	Finished

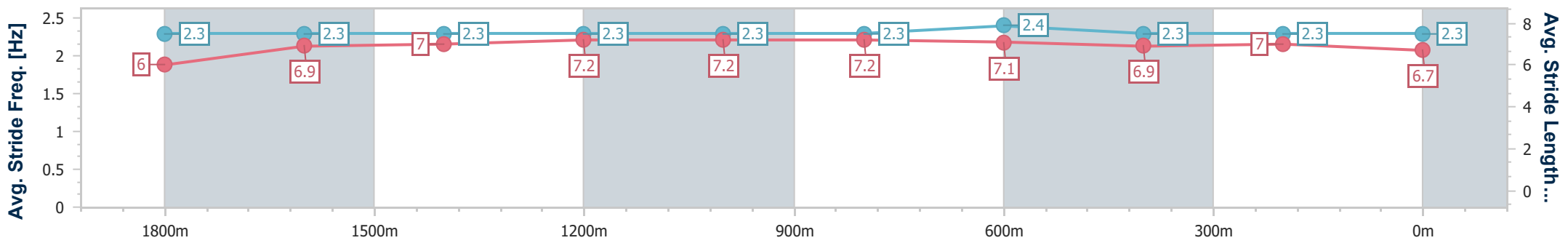
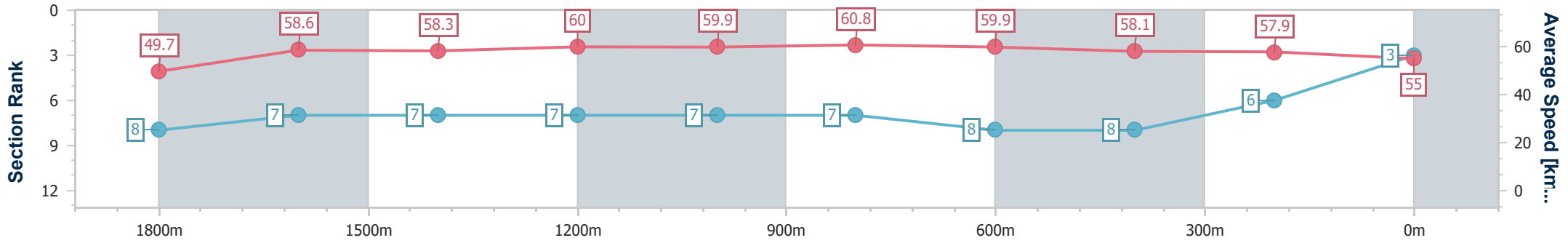


Doomben QLD Professional
Race 3: FAMILY DAY 15 APRIL BENCHMARK 78 Handicap - 2040m
 08 April 2023 - 12:59
 Track Rating: Soft 7, Weather: Fine, Rail Position: +5.5m Entire Course



BRISBANE
RACING CLUB

Section	Overall	1800m	1600m	1400m	1200m	1000m	800m	600m	400m	200m
Section Times	2:07.39 [3] (0:17.38)	1:50.01 [8] (0:12.04)	1:37.97 [7] (0:12.27)	1:25.70 [7] (0:12.03)	1:13.67 [7] (0:12.01)	1:01.66 [7] (0:11.83)	0:49.83 [7] (0:12.01)	0:37.82 [8] (0:12.33)	0:25.49 [8] (0:12.40)	0:13.09 [6] (0:13.09)
Average Speed [km/h]	49.7	58.6	58.3	60.0	59.9	60.8	59.9	58.1	57.9	55.0
Top Speed [km/h]	62.3	60.3	59.2	60.9	60.9	61.7	61.1	58.9	59.6	56.8
Avg. Dist. to Rail [m]	1.9	3.4	1.3	0.5	0.9	0.4	0.2	0.9	0.7	1.1
Avg. Stride Freq. [Hz]	2.3	2.3	2.3	2.3	2.3	2.3	2.4	2.3	2.3	2.3
Avg. Stride Length [m]	6.0	6.9	7.0	7.2	7.2	7.2	7.1	6.9	7.0	6.7



- [] Ranking at each section and finish
- .-.- No data available at this section
- NA No data available



Horse/Jockey Name	Agnelli
Final Rank	4
Fastest Section Time (Section)	0:11.83 (1200m)
Top Speed [km/h] (Section)	62.3 (Overall)
Race State	Finished

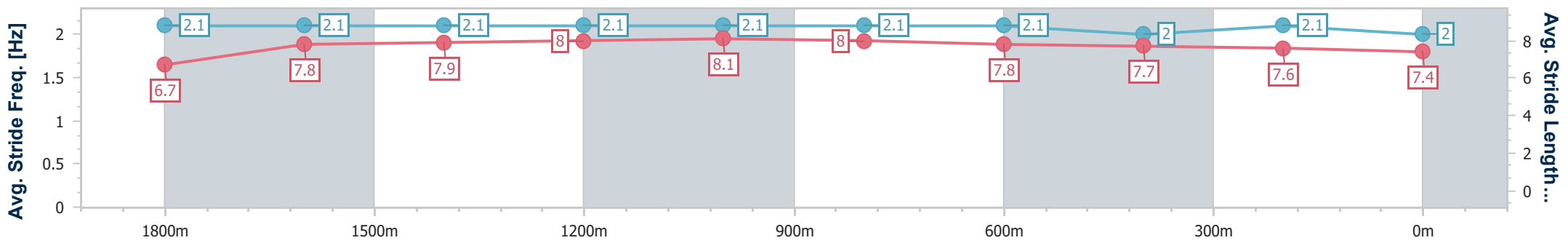
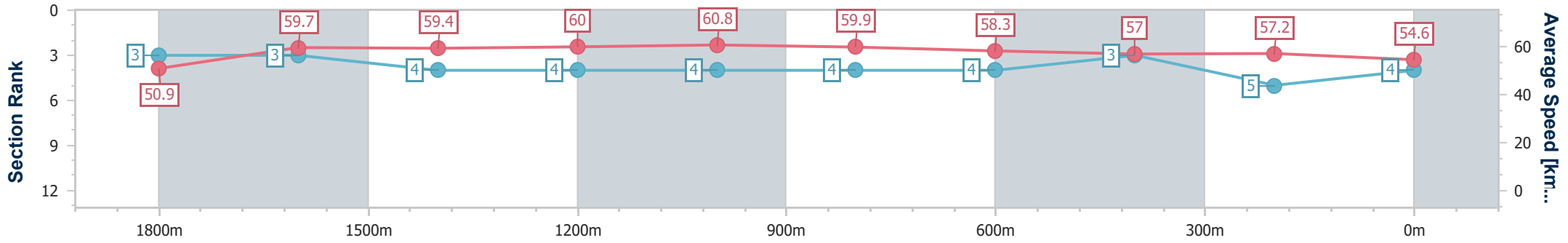


Doomben QLD Professional
Race 3: FAMILY DAY 15 APRIL BENCHMARK 78 Handicap - 2040m
 08 April 2023 - 12:59
 Track Rating: Soft 7, Weather: Fine, Rail Position: +5.5m Entire Course



BRISBANE
RACING CLUB

Section	Overall	1800m	1600m	1400m	1200m	1000m	800m	600m	400m	200m
Section Times	2:07.44 [4] (0:16.98)	1:50.46 [3] (0:11.87)	1:38.59 [3] (0:12.06)	1:26.53 [4] (0:12.02)	1:14.51 [4] (0:11.83)	1:02.68 [4] (0:12.02)	0:50.66 [4] (0:12.36)	0:38.30 [4] (0:12.58)	0:25.72 [3] (0:12.54)	0:13.18 [5] (0:13.18)
Average Speed [km/h]	50.9	59.7	59.4	60.0	60.8	59.9	58.3	57.0	57.2	54.6
Top Speed [km/h]	62.3	61.9	60.7	60.9	61.8	62.2	59.2	57.6	58.5	56.4
Avg. Dist. to Rail [m]	1.0	2.6	1.0	0.4	0.3	0.5	0.4	0.7	1.6	1.1
Avg. Stride Freq. [Hz]	2.1	2.1	2.1	2.1	2.1	2.1	2.1	2.0	2.1	2.0
Avg. Stride Length [m]	6.7	7.8	7.9	8.0	8.1	8.0	7.8	7.7	7.6	7.4



- [] Ranking at each section and finish
- .-.- No data available at this section
- NA No data available



Horse/Jockey Name	Gambu
Final Rank	5
Fastest Section Time (Section)	0:11.80 (1000m)
Top Speed [km/h] (Section)	62.4 (800m)
Race State	Finished

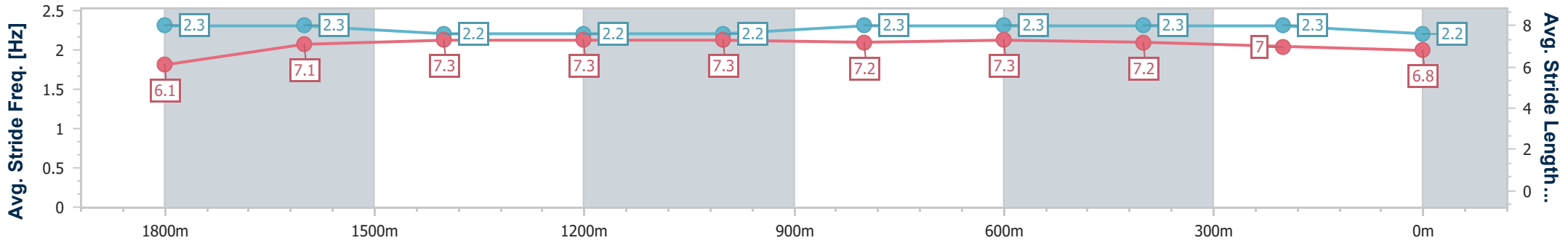
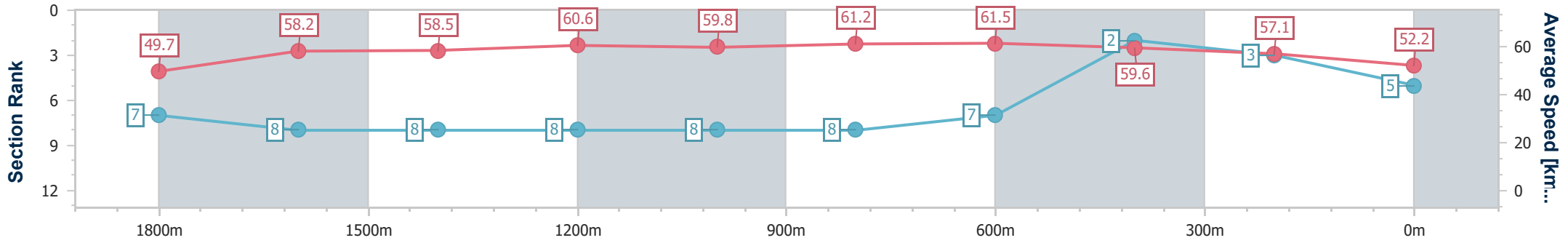


Doomben QLD Professional
Race 3: FAMILY DAY 15 APRIL BENCHMARK 78 Handicap - 2040m
 08 April 2023 - 12:59
 Track Rating: Soft 7, Weather: Fine, Rail Position: +5.5m Entire Course



BRISBANE
RACING CLUB

Section	Overall	1800m	1600m	1400m	1200m	1000m	800m	600m	400m	200m
Section Times	2:07.92 [5] (0:17.37)	1:50.55 [7] (0:12.21)	1:38.34 [8] (0:12.26)	1:26.08 [8] (0:11.97)	1:14.11 [8] (0:12.04)	1:02.07 [8] (0:11.80)	0:50.27 [8] (0:11.82)	0:38.45 [7] (0:12.12)	0:26.33 [2] (0:12.55)	0:13.78 [3] (0:13.78)
Average Speed [km/h]	49.7	58.2	58.5	60.6	59.8	61.2	61.5	59.6	57.1	52.2
Top Speed [km/h]	61.2	59.5	59.7	61.3	60.8	62.1	62.4	61.1	58.9	54.9
Avg. Dist. to Rail [m]	3.1	2.0	0.6	1.0	1.5	1.6	1.8	1.0	1.5	1.4
Avg. Stride Freq. [Hz]	2.3	2.3	2.2	2.2	2.2	2.3	2.3	2.3	2.3	2.2
Avg. Stride Length [m]	6.1	7.1	7.3	7.3	7.3	7.2	7.3	7.2	7.0	6.8



- [] Ranking at each section and finish
- .-.- No data available at this section
- NA No data available



Horse/Jockey Name	Eyeleftit
Final Rank	6
Fastest Section Time (Section)	0:11.90 (1000m)
Top Speed [km/h] (Section)	61.6 (Overall)
Race State	Finished

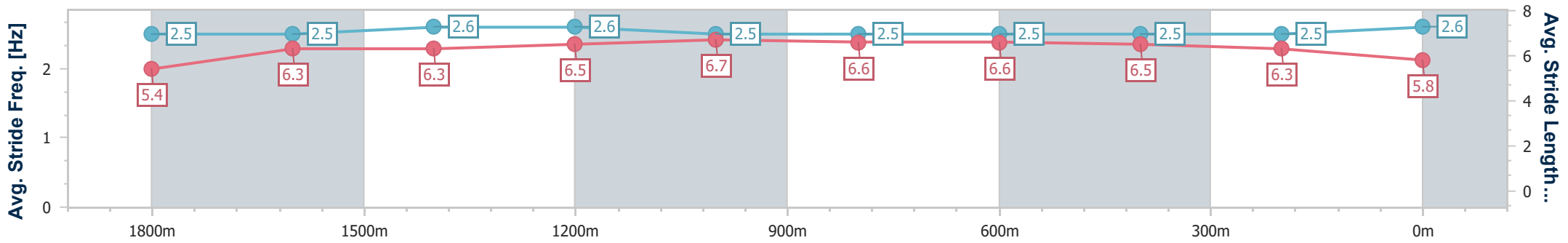
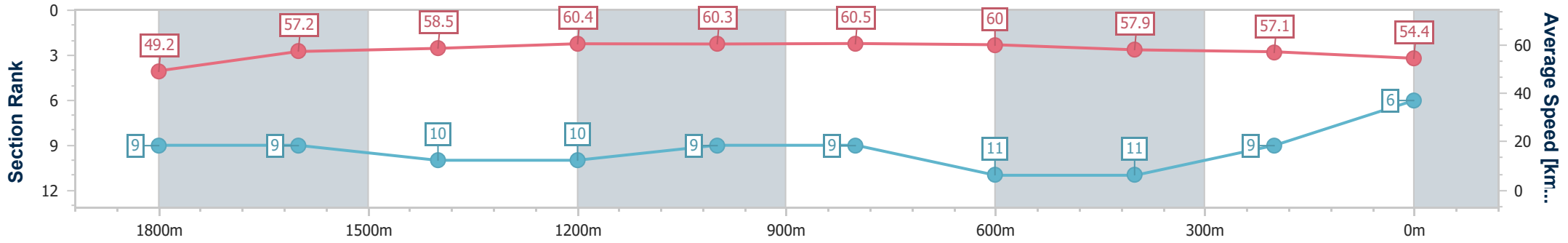


Doomben QLD Professional
Race 3: FAMILY DAY 15 APRIL BENCHMARK 78 Handicap - 2040m
 08 April 2023 - 12:59
 Track Rating: Soft 7, Weather: Fine, Rail Position: +5.5m Entire Course



BRISBANE
RACING CLUB

Section	Overall	1800m	1600m	1400m	1200m	1000m	800m	600m	400m	200m
Section Times	2:08.27 [6] (0:17.58)	1:50.69 [9] (0:12.38)	1:38.31 [9] (0:12.28)	1:26.03 [10] (0:11.96)	1:14.07 [10] (0:11.95)	1:02.12 [9] (0:11.90)	0:50.22 [9] (0:12.02)	0:38.20 [11] (0:12.41)	0:25.79 [11] (0:12.57)	0:13.22 [9] (0:13.22)
Average Speed [km/h]	49.2	57.2	58.5	60.4	60.3	60.5	60.0	57.9	57.1	54.4
Top Speed [km/h]	61.6	60.1	59.5	61.0	61.6	60.8	60.8	59.7	57.8	56.7
Avg. Dist. to Rail [m]	1.5	2.5	0.7	0.6	0.9	0.4	0.6	0.8	1.4	3.1
Avg. Stride Freq. [Hz]	2.5	2.5	2.6	2.6	2.5	2.5	2.5	2.5	2.5	2.6
Avg. Stride Length [m]	5.4	6.3	6.3	6.5	6.7	6.6	6.6	6.5	6.3	5.8



- [] Ranking at each section and finish
- .-.- No data available at this section
- NA No data available



Horse/Jockey Name	Pharoah's Reign
Final Rank	7
Fastest Section Time (Section)	0:11.77 (1800m)
Top Speed [km/h] (Section)	63.1 (Overall)
Race State	Finished

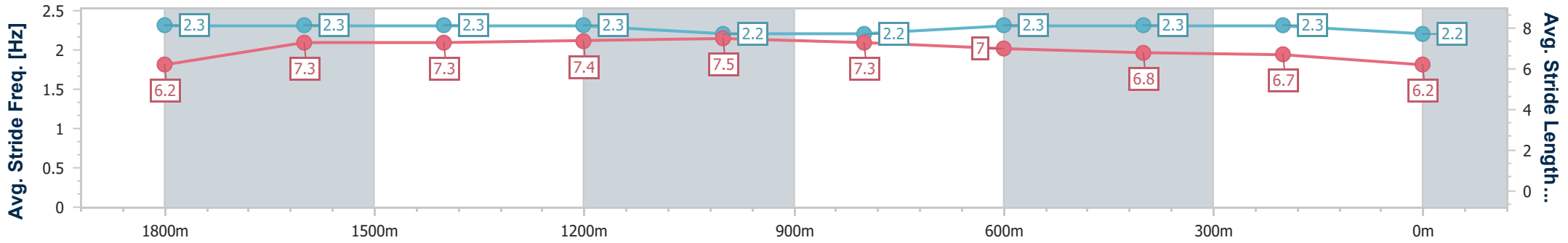
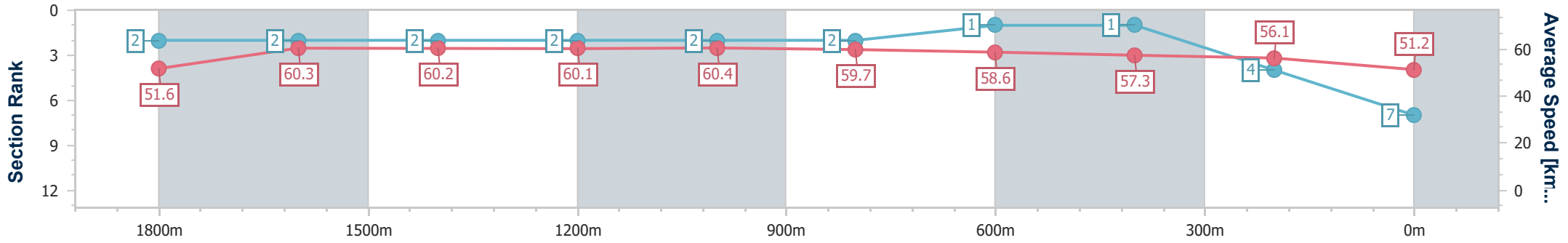


Doomben QLD Professional
Race 3: FAMILY DAY 15 APRIL BENCHMARK 78 Handicap - 2040m
 08 April 2023 - 12:59
 Track Rating: Soft 7, Weather: Fine, Rail Position: +5.5m Entire Course



BRISBANE RACING CLUB

Section	Overall	1800m	1600m	1400m	1200m	1000m	800m	600m	400m	200m
Section Times	2:08.29 [7] (0:16.76)	1:51.53 [2] (0:11.77)	1:39.76 [2] (0:11.89)	1:27.87 [2] (0:12.07)	1:15.80 [2] (0:11.92)	1:03.88 [2] (0:12.10)	0:51.78 [2] (0:12.37)	0:39.41 [1] (0:12.58)	0:26.83 [1] (0:12.77)	0:14.06 [4] (0:14.06)
Average Speed [km/h]	51.6	60.3	60.2	60.1	60.4	59.7	58.6	57.3	56.1	51.2
Top Speed [km/h]	63.1	62.3	61.2	60.7	61.4	60.6	59.1	57.9	57.5	53.2
Avg. Dist. to Rail [m]	4.5	2.2	1.2	1.1	2.2	1.9	1.2	0.6	1.2	0.5
Avg. Stride Freq. [Hz]	2.3	2.3	2.3	2.3	2.2	2.2	2.3	2.3	2.3	2.2
Avg. Stride Length [m]	6.2	7.3	7.3	7.4	7.5	7.3	7.0	6.8	6.7	6.2



- [] Ranking at each section and finish
- .-.- No data available at this section
- NA No data available



Horse/Jockey Name	Flensburg
Final Rank	8
Fastest Section Time (Section)	0:11.92 (1000m)
Top Speed [km/h] (Section)	63.5 (Overall)
Race State	Finished

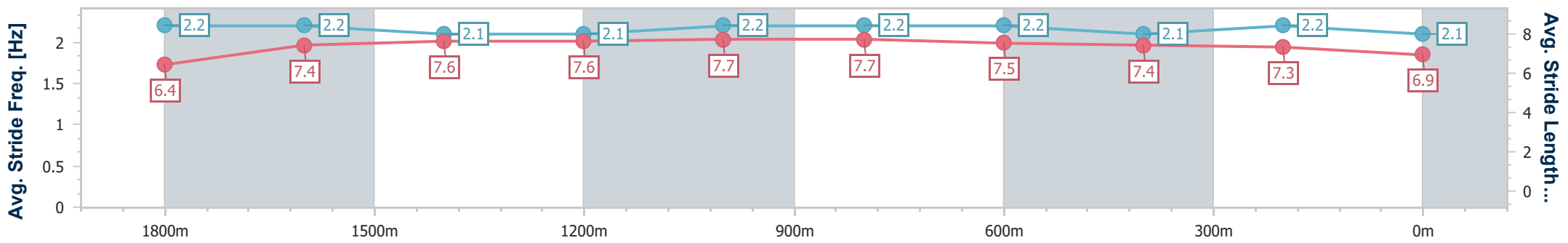
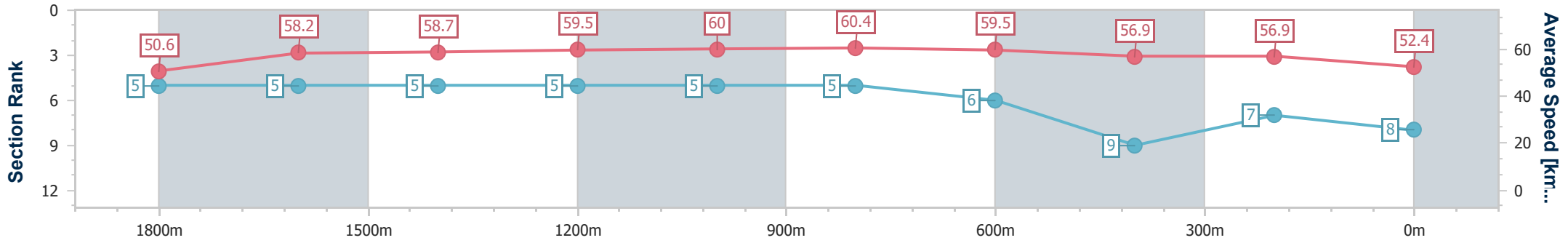


Doomben QLD Professional
Race 3: FAMILY DAY 15 APRIL BENCHMARK 78 Handicap - 2040m
 08 April 2023 - 12:59
 Track Rating: Soft 7, Weather: Fine, Rail Position: +5.5m Entire Course



BRISBANE
RACING CLUB

Section	Overall	1800m	1600m	1400m	1200m	1000m	800m	600m	400m	200m
Section Times	2:08.37 [8] (0:17.09)	1:51.28 [5] (0:12.10)	1:39.18 [5] (0:12.18)	1:27.00 [5] (0:12.10)	1:14.90 [5] (0:12.01)	1:02.89 [5] (0:11.92)	0:50.97 [5] (0:12.06)	0:38.91 [6] (0:12.57)	0:26.34 [9] (0:12.62)	0:13.72 [7] (0:13.72)
Average Speed [km/h]	50.6	58.2	58.7	59.5	60.0	60.4	59.5	56.9	56.9	52.4
Top Speed [km/h]	63.5	61.6	59.4	59.9	60.6	60.9	60.8	59.4	57.6	55.5
Avg. Dist. to Rail [m]	2.6	3.6	1.3	0.3	0.4	0.3	0.5	1.3	1.3	0.3
Avg. Stride Freq. [Hz]	2.2	2.2	2.1	2.1	2.2	2.2	2.2	2.1	2.2	2.1
Avg. Stride Length [m]	6.4	7.4	7.6	7.6	7.7	7.7	7.5	7.4	7.3	6.9



- [] Ranking at each section and finish
- .-.- No data available at this section
- NA No data available



Horse/Jockey Name	Tintinwin
Final Rank	9
Fastest Section Time (Section)	0:11.87 (1200m)
Top Speed [km/h] (Section)	62.5 (Overall)
Race State	Finished

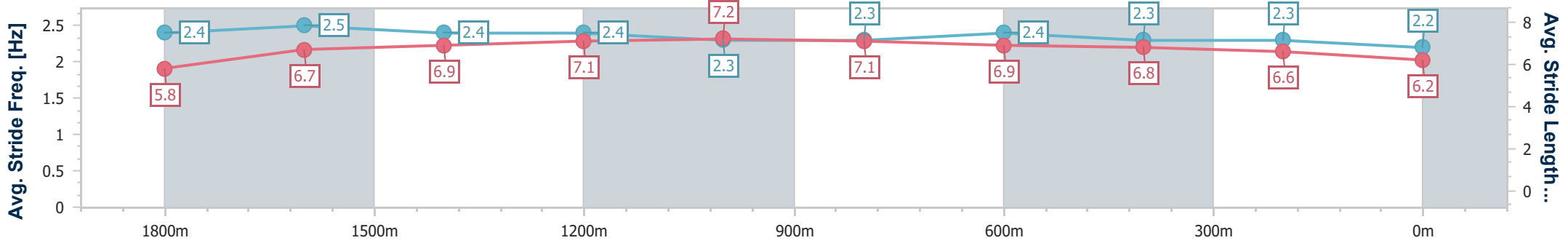
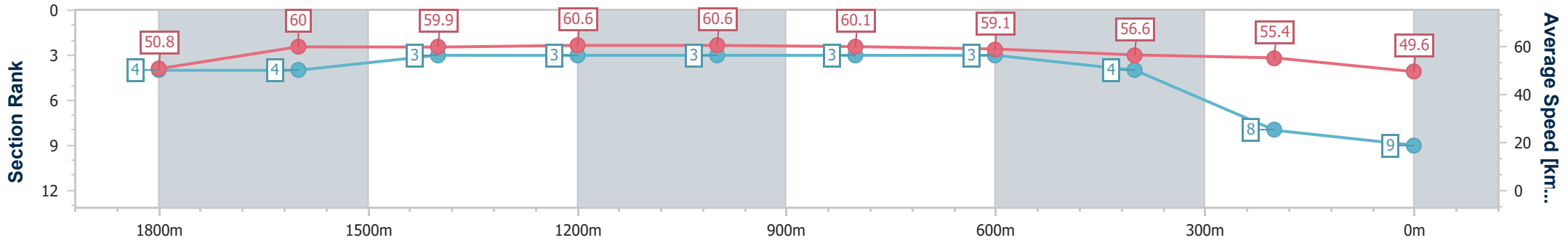


Doomben QLD Professional
Race 3: FAMILY DAY 15 APRIL BENCHMARK 78 Handicap - 2040m
 08 April 2023 - 12:59
 Track Rating: Soft 7, Weather: Fine, Rail Position: +5.5m Entire Course



BRISBANE
RACING CLUB

Section	Overall	1800m	1600m	1400m	1200m	1000m	800m	600m	400m	200m
Section Times	2:09.21 [9] (0:17.00)	1:52.21 [4] (0:11.94)	1:40.27 [4] (0:11.95)	1:28.32 [3] (0:11.95)	1:16.37 [3] (0:11.87)	1:04.50 [3] (0:12.02)	0:52.48 [3] (0:12.31)	0:40.17 [3] (0:12.71)	0:27.46 [4] (0:12.97)	0:14.49 [8] (0:14.49)
Average Speed [km/h]	50.8	60.0	59.9	60.6	60.6	60.1	59.1	56.6	55.4	49.6
Top Speed [km/h]	62.5	61.4	62.1	61.8	61.8	61.0	60.4	58.0	56.7	53.6
Avg. Dist. to Rail [m]	4.7	1.3	1.0	0.8	1.0	1.2	1.9	1.1	1.2	1.4
Avg. Stride Freq. [Hz]	2.4	2.5	2.4	2.4	2.3	2.3	2.4	2.3	2.3	2.2
Avg. Stride Length [m]	5.8	6.7	6.9	7.1	7.2	7.1	6.9	6.8	6.6	6.2



- [] Ranking at each section and finish
- .-.- No data available at this section
- NA No data available



Horse/Jockey Name	Maevila Ruler
Final Rank	10
Fastest Section Time (Section)	0:11.72 (1800m)
Top Speed [km/h] (Section)	63.9 (Overall)
Race State	Finished

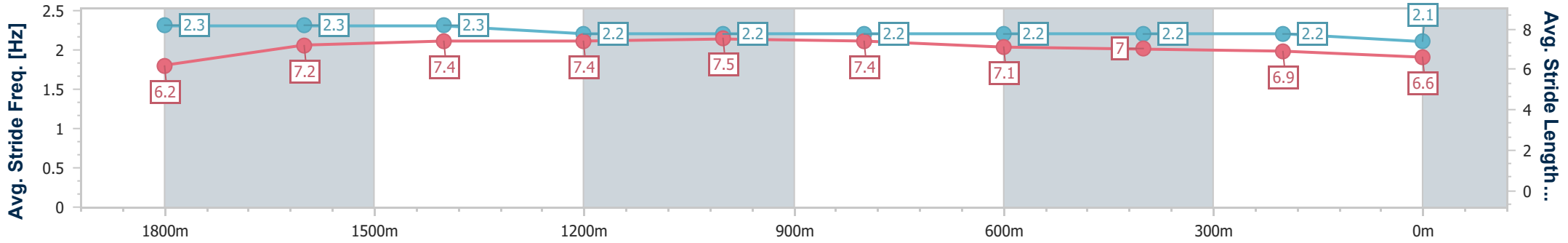
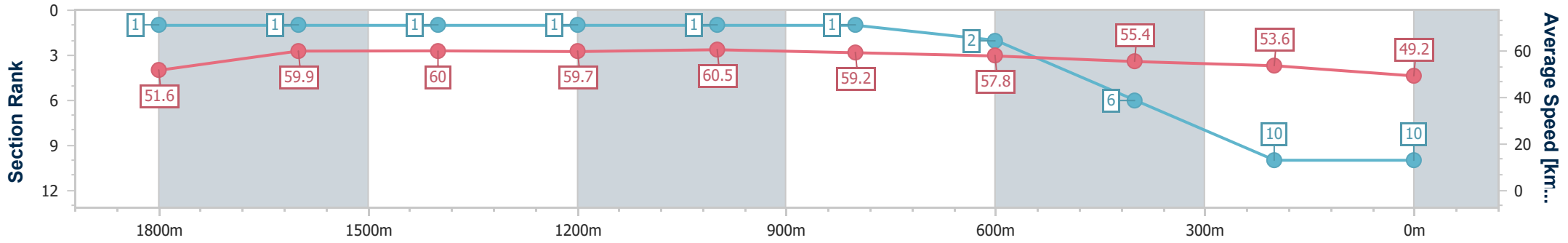


Doomben QLD Professional
Race 3: FAMILY DAY 15 APRIL BENCHMARK 78 Handicap - 2040m
 08 April 2023 - 12:59
 Track Rating: Soft 7, Weather: Fine, Rail Position: +5.5m Entire Course



BRISBANE
RACING CLUB

Section	Overall	1800m	1600m	1400m	1200m	1000m	800m	600m	400m	200m
Section Times	2:09.88 [10] (0:16.76)	1:53.12 [1] (0:11.72)	1:41.40 [1] (0:11.85)	1:29.55 [1] (0:12.04)	1:17.51 [1] (0:11.92)	1:05.59 [1] (0:12.18)	0:53.41 [1] (0:12.48)	0:40.93 [2] (0:12.91)	0:28.02 [6] (0:13.38)	0:14.64 [10] (0:14.64)
Average Speed [km/h]	51.6	59.9	60.0	59.7	60.5	59.2	57.8	55.4	53.6	49.2
Top Speed [km/h]	63.9	63.9	60.7	60.1	61.0	60.5	58.7	57.3	54.6	51.4
Avg. Dist. to Rail [m]	2.1	4.0	2.9	0.7	1.1	1.0	0.4	1.0	1.6	0.7
Avg. Stride Freq. [Hz]	2.3	2.3	2.3	2.2	2.2	2.2	2.2	2.2	2.2	2.1
Avg. Stride Length [m]	6.2	7.2	7.4	7.4	7.5	7.4	7.1	7.0	6.9	6.6



- [] Ranking at each section and finish
- .-.- No data available at this section
- NA No data available



Horse/Jockey Name	Kapsali
Final Rank	11
Fastest Section Time (Section)	0:11.83 (800m)
Top Speed [km/h] (Section)	62.4 (800m)
Race State	Finished

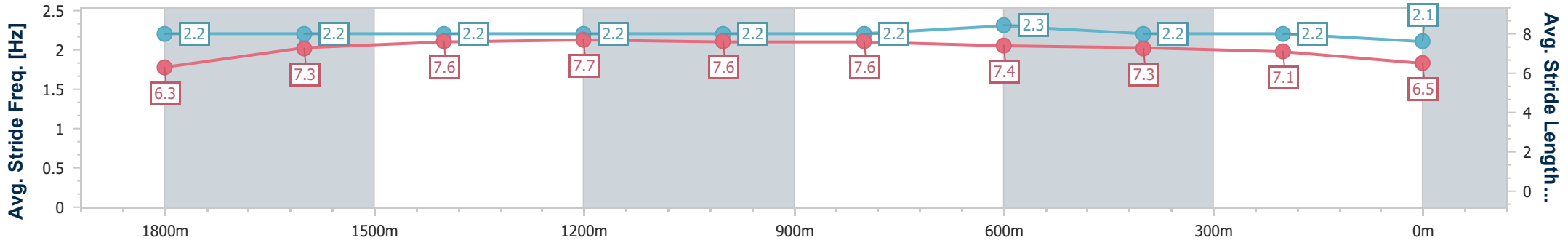
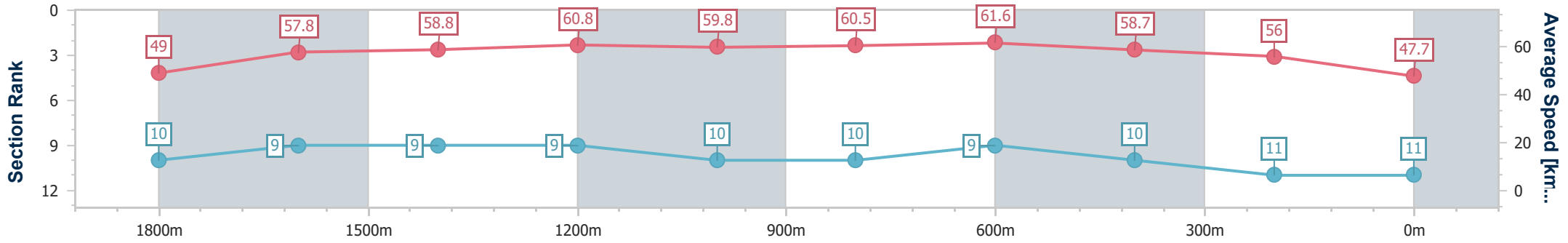


Doomben QLD Professional
Race 3: FAMILY DAY 15 APRIL BENCHMARK 78 Handicap - 2040m
 08 April 2023 - 12:59
 Track Rating: Soft 7, Weather: Fine, Rail Position: +5.5m Entire Course



BRISBANE RACING CLUB

Section	Overall	1800m	1600m	1400m	1200m	1000m	800m	600m	400m	200m
Section Times	2:10.32 [11] (0:17.64)	1:52.68 [10] (0:12.32)	1:40.36 [9] (0:12.23)	1:28.13 [9] (0:11.95)	1:16.18 [9] (0:12.04)	1:04.14 [10] (0:11.94)	0:52.20 [10] (0:11.83)	0:40.37 [9] (0:12.38)	0:27.99 [10] (0:12.89)	0:15.10 [11] (0:15.10)
Average Speed [km/h]	49.0	57.8	58.8	60.8	59.8	60.5	61.6	58.7	56.0	47.7
Top Speed [km/h]	61.6	61.4	60.3	61.4	61.2	61.6	62.4	62.0	57.1	54.0
Avg. Dist. to Rail [m]	3.3	1.5	0.6	1.4	2.1	2.0	2.3	1.9	2.1	4.1
Avg. Stride Freq. [Hz]	2.2	2.2	2.2	2.2	2.2	2.2	2.3	2.2	2.2	2.1
Avg. Stride Length [m]	6.3	7.3	7.6	7.7	7.6	7.6	7.4	7.3	7.1	6.5



- [] Ranking at each section and finish
- .-.- No data available at this section
- NA No data available