



Sunshine Coast QLD Professional
Race 4: WIMMERS PREMIUM SOFT DRINKS Fillies and Mares Class 1
Handicap - 1200m
09 April 2023 - 14:41



Track Rating: Soft 5, Weather: Fine, Rail Position: +4m

Section		Field Times											Last 600m	
		Overall	1000m	800m	600m	400m	200m						0:35.79	
		1:12.58 (0:13.59)	0:58.99 (0:11.33)	0:47.66 (0:11.87)	0:35.79 (0:11.64)	0:24.15 (0:11.61)	0:12.54 (0:12.54)							
Rank	TAB Horse/Jockey	Barrier	Top Speed [km/h]	Fastest Section									Margin	Distance Travelled [m]
1	6 SILVER PEARL Georgina Cartwright	3	65.6	0:11.38	1:12.58 [1] (0:13.79)	0:58.79 [4] (0:11.38)	0:47.41 [4] (0:11.96)	0:35.45 [4] (0:11.75)	0:23.70 [4] (0:11.44)	0:12.26 [3] (0:12.26)	1:12.58	0:35.45		
2	3 ON HOLD Ben Thompson	4	65.4	0:11.33	1:12.66 [2] (0:13.59)	0:59.07 [1] (0:11.33)	0:47.74 [1] (0:11.87)	0:35.87 [1] (0:11.64)	0:24.23 [1] (0:11.61)	0:12.62 [1] (0:12.62)	0.4L	0:35.87	-6	
3	4 TAORMINA DUCHESS Michael Murphy	1	65.5	0:11.43	1:12.83 [3] (0:13.69)	0:59.14 [2] (0:11.43)	0:47.71 [3] (0:11.95)	0:35.76 [3] (0:11.72)	0:24.04 [3] (0:11.48)	0:12.56 [2] (0:12.56)	1.4L	0:35.76	-2	
4	2 VONZITHER Nikita Beriman	7	66.3	0:11.37	1:12.88 [4] (0:14.07)	0:58.81 [5] (0:11.37)	0:47.44 [6] (0:11.97)	0:35.47 [8] (0:11.69)	0:23.78 [7] (0:11.46)	0:12.32 [6] (0:12.32)	1.6L	0:35.47	-1	
5	1 SPRING VALLEY Larry Cassidy	2	64.8	0:11.37	1:12.94 [5] (0:14.15)	0:58.79 [7] (0:11.39)	0:47.40 [8] (0:11.80)	0:35.60 [6] (0:11.74)	0:23.86 [6] (0:11.37)	0:12.49 [5] (0:12.49)	1.9L	0:35.60	-3	
6	5 SEA COMMITS Damien Thornton	6	65.8	0:11.31	1:13.11 [6] (0:13.74)	0:59.37 [3] (0:11.31)	0:48.06 [2] (0:11.92)	0:36.14 [2] (0:11.80)	0:24.34 [2] (0:11.67)	0:12.67 [4] (0:12.67)	2.9L	0:36.14	-1	
7	7 TOKYO SINS Luke Tarrant	9	66.0	0:11.34	1:13.53 [7] (0:14.09)	0:59.44 [6] (0:11.34)	0:48.10 [5] (0:11.89)	0:36.21 [5] (0:11.71)	0:24.50 [5] (0:11.82)	0:12.68 [7] (0:12.68)	5.2L	0:36.21	+1	
8	11 CONTESSA NILE Shannon Apthorpe	10	64.7	0:11.42	1:13.56 [8] (0:14.34)	0:59.22 [10] (0:11.42)	0:47.80 [11] (0:12.08)	0:35.72 [11] (0:11.81)	0:23.91 [11] (0:11.71)	0:12.20 [10] (0:12.20)	5.3L	0:35.72	-3	
9	10 I AM WINKLES Jason Taylor	8	64.9	0:11.43	1:13.60 [9] (0:14.17)	0:59.43 [9] (0:11.43)	0:48.00 [9] (0:11.91)	0:36.09 [9] (0:11.80)	0:24.29 [9] (0:11.58)	0:12.71 [8] (0:12.71)	5.5L	0:36.09	+1	
10	9 CARRY ON DRAGON Sean Cormack	11	66.1	0:11.29	1:14.38 [10] (0:14.16)	1:00.22 [8] (0:11.29)	0:48.93 [7] (0:11.96)	0:36.97 [7] (0:11.80)	0:25.17 [8] (0:11.81)	0:13.36 [9] (0:13.36)	10L	0:36.97	+7	

[] Ranking at each section and finish
 -:-:- No data available at this section
 NA No data available

SCN Saddle cloth number
 DNF Did not finish
 DNT Did not track



Sunshine Coast QLD Professional
Race 4: WIMMERS PREMIUM SOFT DRINKS Fillies and Mares Class 1
Handicap - 1200m
09 April 2023 - 14:41



Track Rating: Soft 5, Weather: Fine, Rail Position: +4m

Section	Overall	1000m	800m	600m	400m	200m	Last 600m
Field Times	1:12.58 (0:13.59)	0:58.99 (0:11.33)	0:47.66 (0:11.87)	0:35.79 (0:11.64)	0:24.15 (0:11.61)	0:12.54 (0:12.54)	0:35.79

Rank	TAB	Horse/Jockey	Barrier	Top Speed [km/h]	Fastest Section	Margin	Distance Travelled [m]
11	8	AFRICAN STORM	5	64.7	0:11.34	12L	-6
		Mark Du Plessis		1000m	1000m		
					1:14.75 [11] (0:14.41)		
					1:00.34 [11] (0:11.34)		
					0:49.00 [10] (0:11.88)		
					0:37.12 [10] (0:11.82)		
					0:25.30 [10] (0:12.01)		
					0:13.29 [11] (0:13.29)		

[] Ranking at each section and finish
 -:-:- No data available at this section
 NA No data available

SCN Saddle cloth number
 DNF Did not finish
 DNT Did not track



Horse/Jockey Name	Silver Pearl
Final Rank	1
Fastest Section Time (Section)	0:11.38 (1000m)
Top Speed [km/h] (Section)	65.6 (Overall)
Race State	Finished



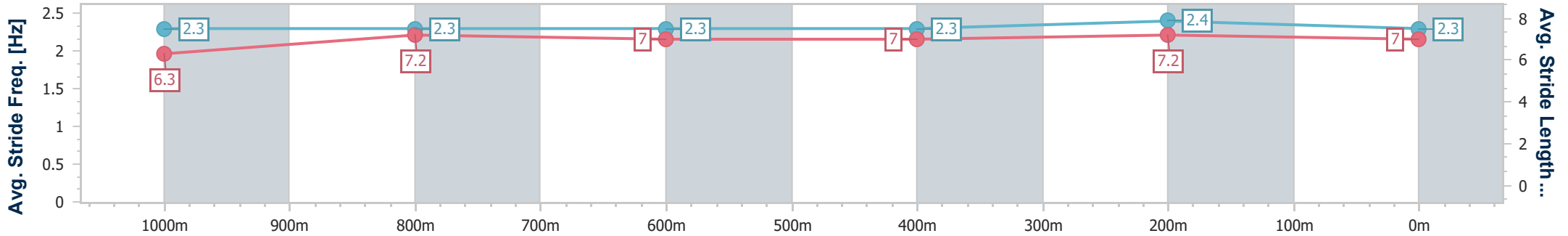
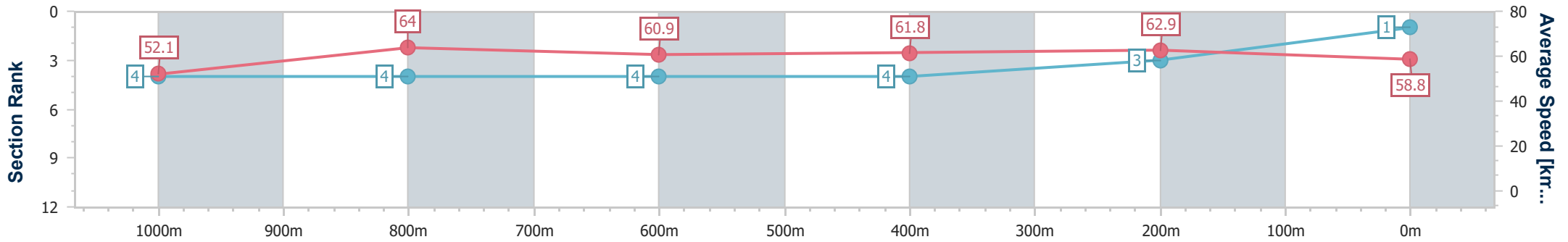
Sunshine Coast QLD Professional
 Race 4: WIMMERS PREMIUM SOFT DRINKS Fillies and Mares
 Class 1 Handicap - 1200m



09 April 2023 - 14:41

Track Rating: Soft 5, Weather: Fine, Rail Position: +4m

Section	Overall	1000m	800m	600m	400m	200m
Section Times	1:12.58 [1] (0:13.79)	0:58.79 [4] (0:11.38)	0:47.41 [4] (0:11.96)	0:35.45 [4] (0:11.75)	0:23.70 [4] (0:11.44)	0:12.26 [3] (0:12.26)
Average Speed [km/h]	52.1	64.0	60.9	61.8	62.9	58.8
Top Speed [km/h]	65.6	65.6	61.8	63.0	63.6	61.9
Avg. Dist. to Rail [m]	4.2	3.3	2.2	1.2	3.0	3.4
Avg. Stride Freq. [Hz]	2.3	2.3	2.3	2.3	2.4	2.3
Avg. Stride Length [m]	6.3	7.2	7.0	7.0	7.2	7.0



- [] Ranking at each section and finish
- .-.- No data available at this section
- NA No data available



Horse/Jockey Name	On Hold
Final Rank	2
Fastest Section Time (Section)	0:11.33 (1000m)
Top Speed [km/h] (Section)	65.4 (1000m)
Race State	Finished



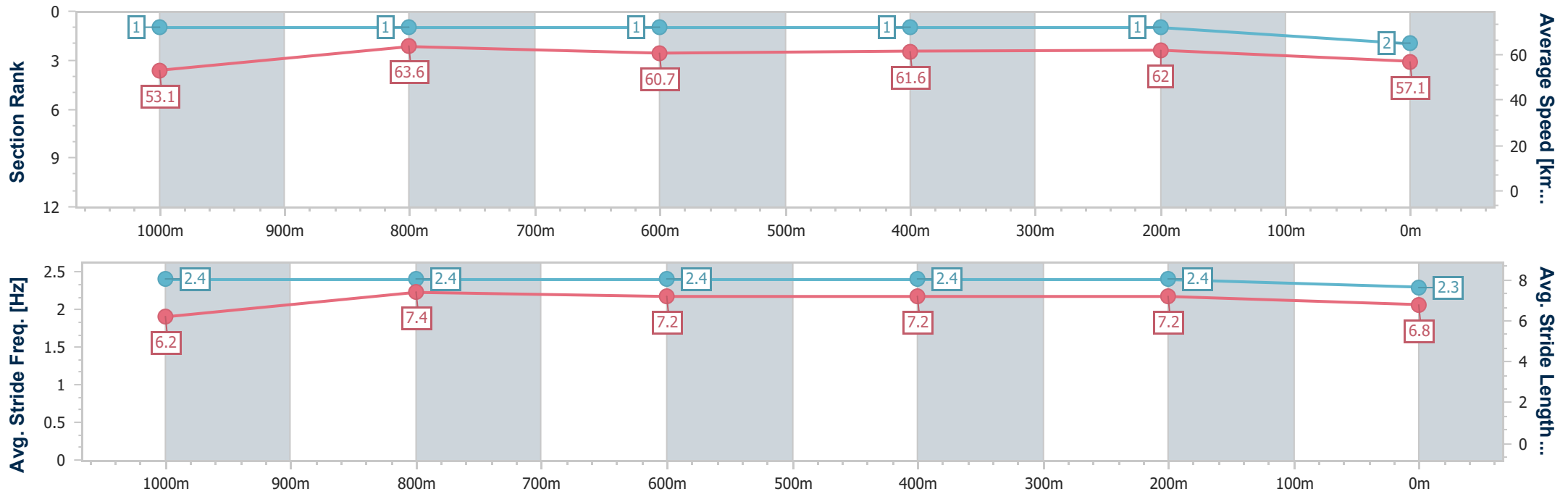
Sunshine Coast QLD Professional
 Race 4: WIMMERS PREMIUM SOFT DRINKS Fillies and Mares
 Class 1 Handicap - 1200m



09 April 2023 - 14:41

Track Rating: Soft 5, Weather: Fine, Rail Position: +4m

Section	Overall	1000m	800m	600m	400m	200m
Section Times	1:12.66 [2] (0:13.59)	0:59.07 [1] (0:11.33)	0:47.74 [1] (0:11.87)	0:35.87 [1] (0:11.64)	0:24.23 [1] (0:11.61)	0:12.62 [1] (0:12.62)
Average Speed [km/h]	53.1	63.6	60.7	61.6	62.0	57.1
Top Speed [km/h]	65.4	65.4	61.7	64.5	64.4	59.9
Avg. Dist. to Rail [m]	4.8	1.8	0.5	0.9	0.4	0.4
Avg. Stride Freq. [Hz]	2.4	2.4	2.4	2.4	2.4	2.3
Avg. Stride Length [m]	6.2	7.4	7.2	7.2	7.2	6.8



- [] Ranking at each section and finish
- .-.- No data available at this section
- NA No data available



Horse/Jockey Name	Taormina Duchess
Final Rank	3
Fastest Section Time (Section)	0:11.43 (1000m)
Top Speed [km/h] (Section)	65.5 (Overall)
Race State	Finished



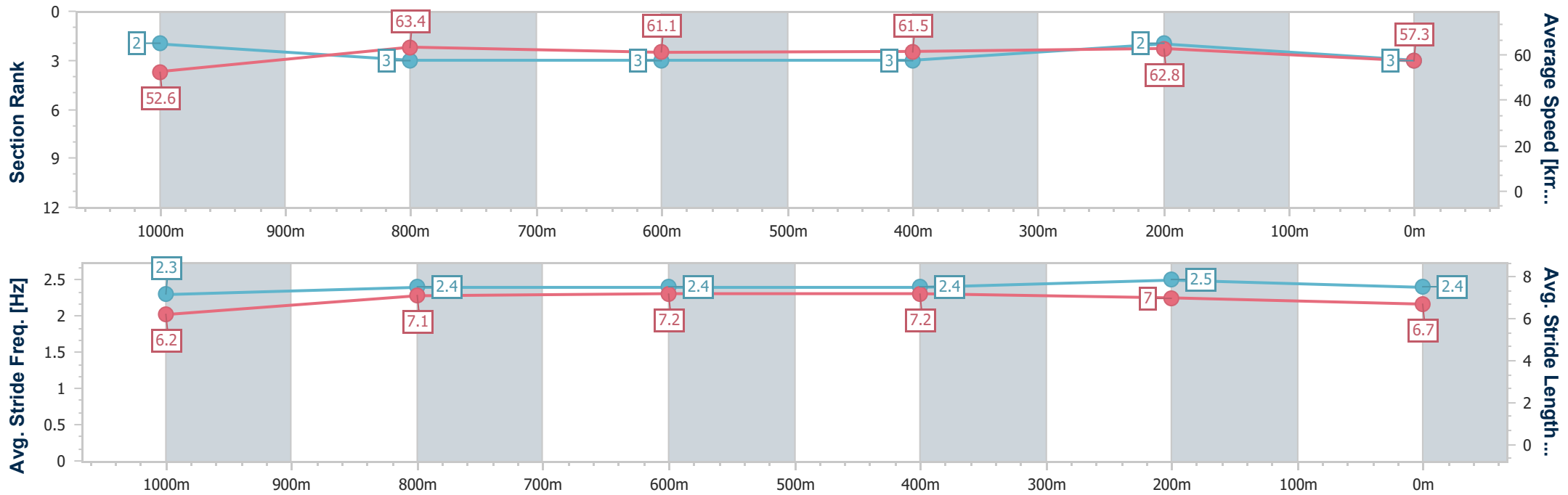
Sunshine Coast QLD Professional
 Race 4: WIMMERS PREMIUM SOFT DRINKS Fillies and Mares
 Class 1 Handicap - 1200m



09 April 2023 - 14:41

Track Rating: Soft 5, Weather: Fine, Rail Position: +4m

Section	Overall	1000m	800m	600m	400m	200m
Section Times	1:12.83 [3] (0:13.69)	0:59.14 [2] (0:11.43)	0:47.71 [3] (0:11.95)	0:35.76 [3] (0:11.72)	0:24.04 [3] (0:11.48)	0:12.56 [2] (0:12.56)
Average Speed [km/h]	52.6	63.4	61.1	61.5	62.8	57.3
Top Speed [km/h]	65.5	64.6	62.4	63.5	63.5	61.6
Avg. Dist. to Rail [m]	2.8	2.4	2.5	0.4	1.1	2.3
Avg. Stride Freq. [Hz]	2.3	2.4	2.4	2.4	2.5	2.4
Avg. Stride Length [m]	6.2	7.1	7.2	7.2	7.0	6.7



- [] Ranking at each section and finish
- .-.- No data available at this section
- NA No data available



Horse/Jockey Name	Vonzither
Final Rank	4
Fastest Section Time (Section)	0:11.37 (1000m)
Top Speed [km/h] (Section)	66.3 (Overall)
Race State	Finished



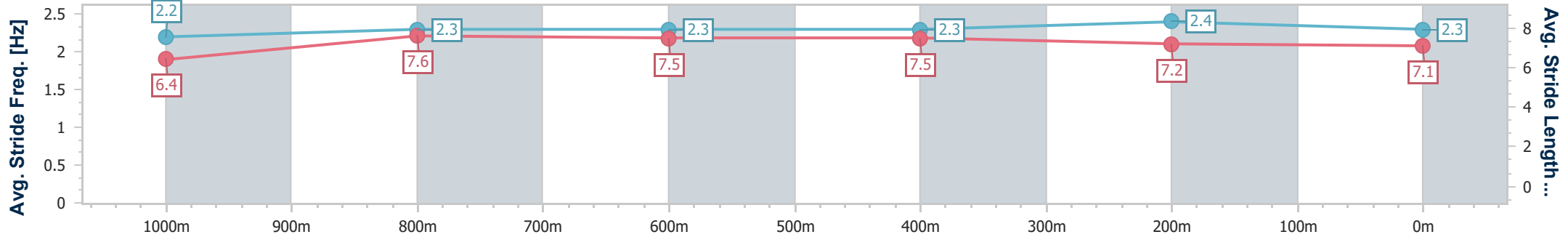
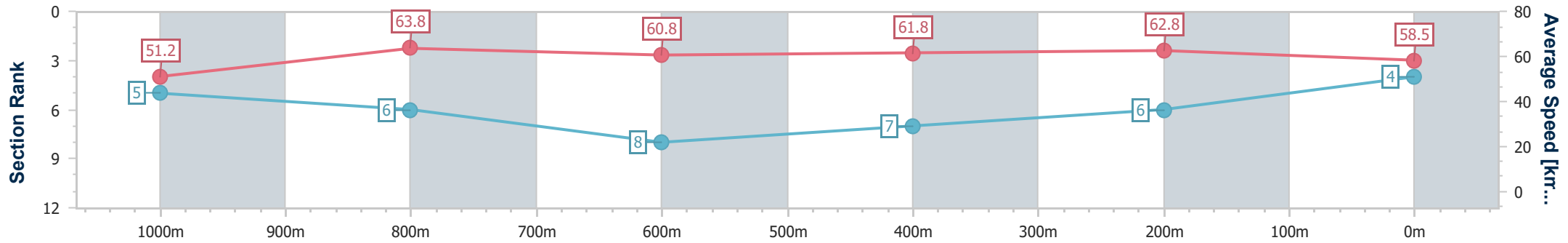
Sunshine Coast QLD Professional
 Race 4: WIMMERS PREMIUM SOFT DRINKS Fillies and Mares
 Class 1 Handicap - 1200m



09 April 2023 - 14:41

Track Rating: Soft 5, Weather: Fine, Rail Position: +4m

Section	Overall	1000m	800m	600m	400m	200m
Section Times	1:12.88 [4] (0:14.07)	0:58.81 [5] (0:11.37)	0:47.44 [6] (0:11.97)	0:35.47 [8] (0:11.69)	0:23.78 [7] (0:11.46)	0:12.32 [6] (0:12.32)
Average Speed [km/h]	51.2	63.8	60.8	61.8	62.8	58.5
Top Speed [km/h]	66.3	65.5	61.9	63.7	63.6	61.3
Avg. Dist. to Rail [m]	6.4	3.0	2.0	0.6	4.0	4.5
Avg. Stride Freq. [Hz]	2.2	2.3	2.3	2.3	2.4	2.3
Avg. Stride Length [m]	6.4	7.6	7.5	7.5	7.2	7.1



- [] Ranking at each section and finish
- .-.- No data available at this section
- NA No data available



Horse/Jockey Name	Spring Valley
Final Rank	5
Fastest Section Time (Section)	0:11.37 (400m)
Top Speed [km/h] (Section)	64.8 (1000m)
Race State	Finished



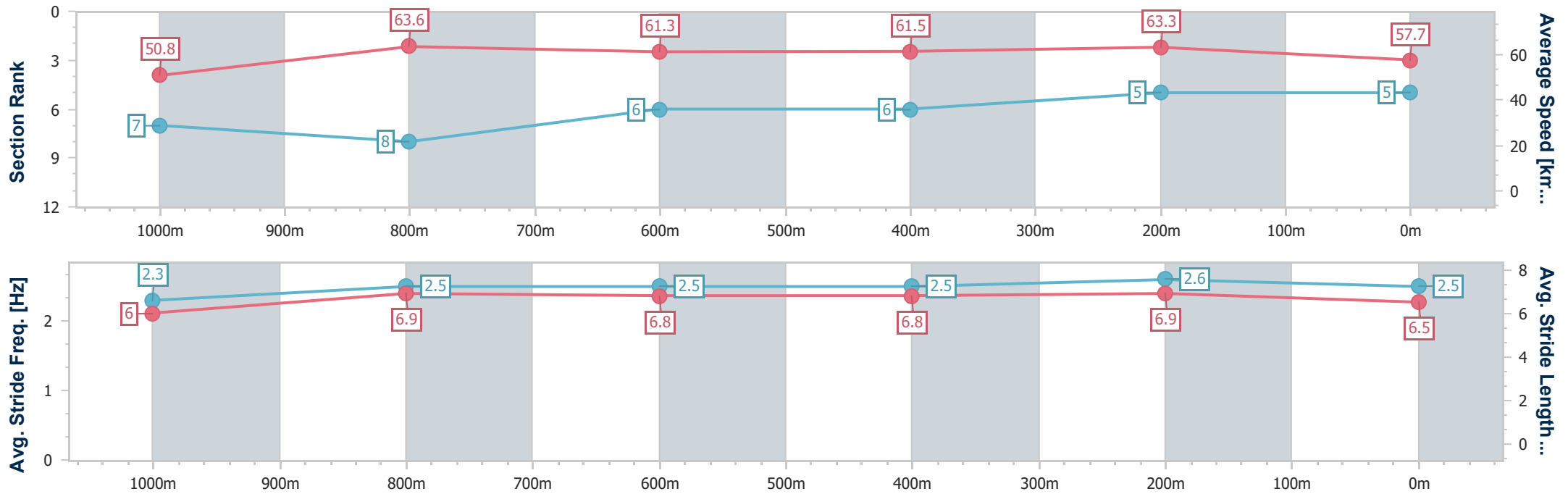
Sunshine Coast QLD Professional
 Race 4: WIMMERS PREMIUM SOFT DRINKS Fillies and Mares
 Class 1 Handicap - 1200m



09 April 2023 - 14:41

Track Rating: Soft 5, Weather: Fine, Rail Position: +4m

Section	Overall	1000m	800m	600m	400m	200m
Section Times	1:12.94 [5] (0:14.15)	0:58.79 [7] (0:11.39)	0:47.40 [8] (0:11.80)	0:35.60 [6] (0:11.74)	0:23.86 [6] (0:11.37)	0:12.49 [5] (0:12.49)
Average Speed [km/h]	50.8	63.6	61.3	61.5	63.3	57.7
Top Speed [km/h]	64.8	64.8	62.9	64.4	64.3	61.1
Avg. Dist. to Rail [m]	2.8	1.8	0.9	0.8	0.5	0.9
Avg. Stride Freq. [Hz]	2.3	2.5	2.5	2.5	2.6	2.5
Avg. Stride Length [m]	6.0	6.9	6.8	6.8	6.9	6.5



- [] Ranking at each section and finish
- .-.- No data available at this section
- NA No data available



Horse/Jockey Name	Sea Commits
Final Rank	6
Fastest Section Time (Section)	0:11.31 (1000m)
Top Speed [km/h] (Section)	65.8 (1000m)
Race State	Finished



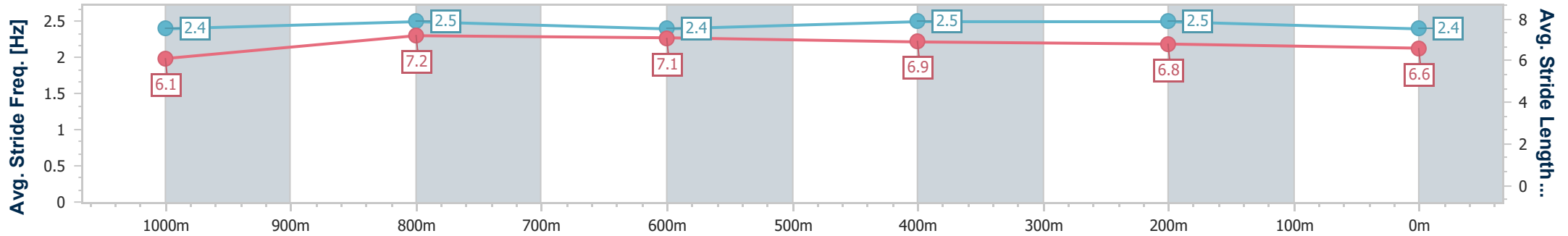
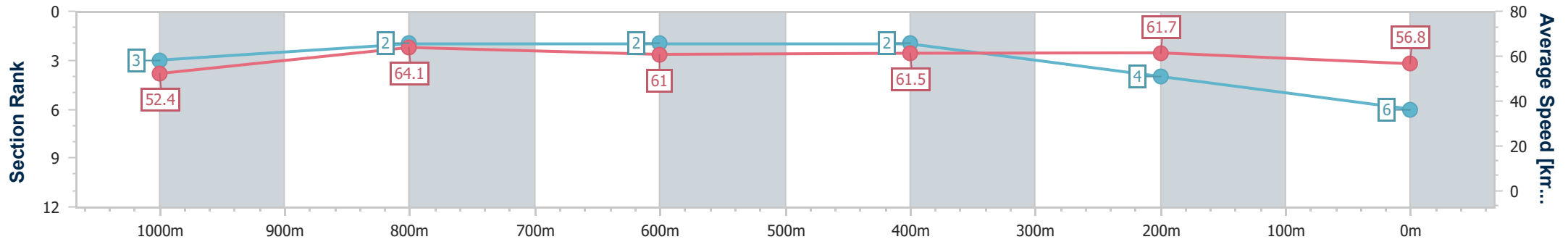
Sunshine Coast QLD Professional
 Race 4: WIMMERS PREMIUM SOFT DRINKS Fillies and Mares
 Class 1 Handicap - 1200m



09 April 2023 - 14:41

Track Rating: Soft 5, Weather: Fine, Rail Position: +4m

Section	Overall	1000m	800m	600m	400m	200m
Section Times	1:13.11 [6] (0:13.74)	0:59.37 [3] (0:11.31)	0:48.06 [2] (0:11.92)	0:36.14 [2] (0:11.80)	0:24.34 [2] (0:11.67)	0:12.67 [4] (0:12.67)
Average Speed [km/h]	52.4	64.1	61.0	61.5	61.7	56.8
Top Speed [km/h]	65.8	65.8	61.9	62.4	62.8	59.9
Avg. Dist. to Rail [m]	6.1	3.6	1.7	1.3	3.2	4.0
Avg. Stride Freq. [Hz]	2.4	2.5	2.4	2.5	2.5	2.4
Avg. Stride Length [m]	6.1	7.2	7.1	6.9	6.8	6.6



- [] Ranking at each section and finish
- .-.- No data available at this section
- NA No data available



Horse/Jockey Name	Tokyo Sins
Final Rank	7
Fastest Section Time (Section)	0:11.34 (1000m)
Top Speed [km/h] (Section)	66.0 (1000m)
Race State	Finished



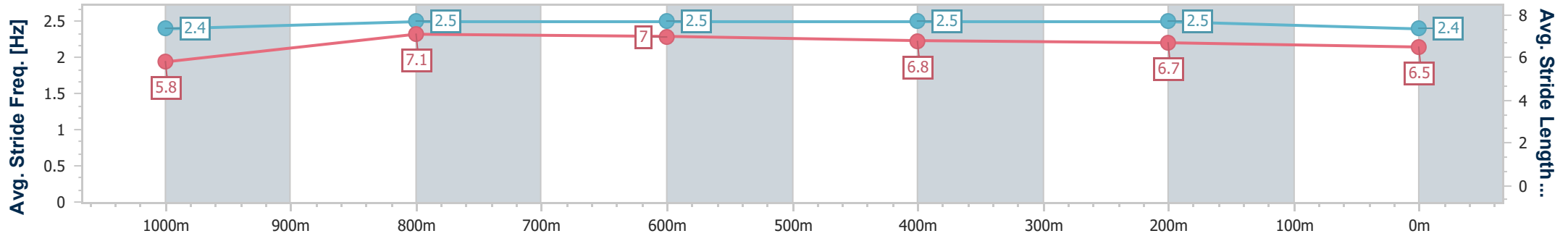
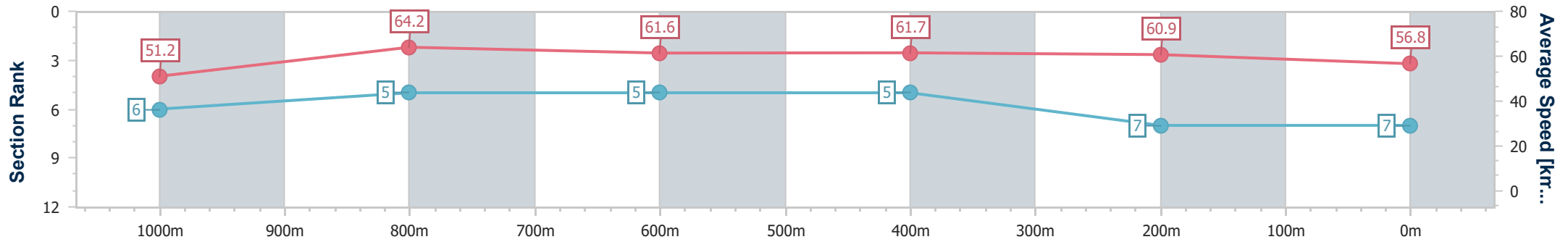
Sunshine Coast QLD Professional
 Race 4: WIMMERS PREMIUM SOFT DRINKS Fillies and Mares
 Class 1 Handicap - 1200m



09 April 2023 - 14:41

Track Rating: Soft 5, Weather: Fine, Rail Position: +4m

Section	Overall	1000m	800m	600m	400m	200m
Section Times	1:13.53 [7] (0:14.09)	0:59.44 [6] (0:11.34)	0:48.10 [5] (0:11.89)	0:36.21 [5] (0:11.71)	0:24.50 [5] (0:11.82)	0:12.68 [7] (0:12.68)
Average Speed [km/h]	51.2	64.2	61.6	61.7	60.9	56.8
Top Speed [km/h]	65.4	66.0	64.1	63.1	62.8	60.6
Avg. Dist. to Rail [m]	7.2	4.1	3.0	0.7	5.0	5.1
Avg. Stride Freq. [Hz]	2.4	2.5	2.5	2.5	2.5	2.4
Avg. Stride Length [m]	5.8	7.1	7.0	6.8	6.7	6.5



- [] Ranking at each section and finish
- .-.- No data available at this section
- NA No data available



Horse/Jockey Name	Contessa Nile
Final Rank	8
Fastest Section Time (Section)	0:11.42 (1000m)
Top Speed [km/h] (Section)	64.7 (1000m)
Race State	Finished



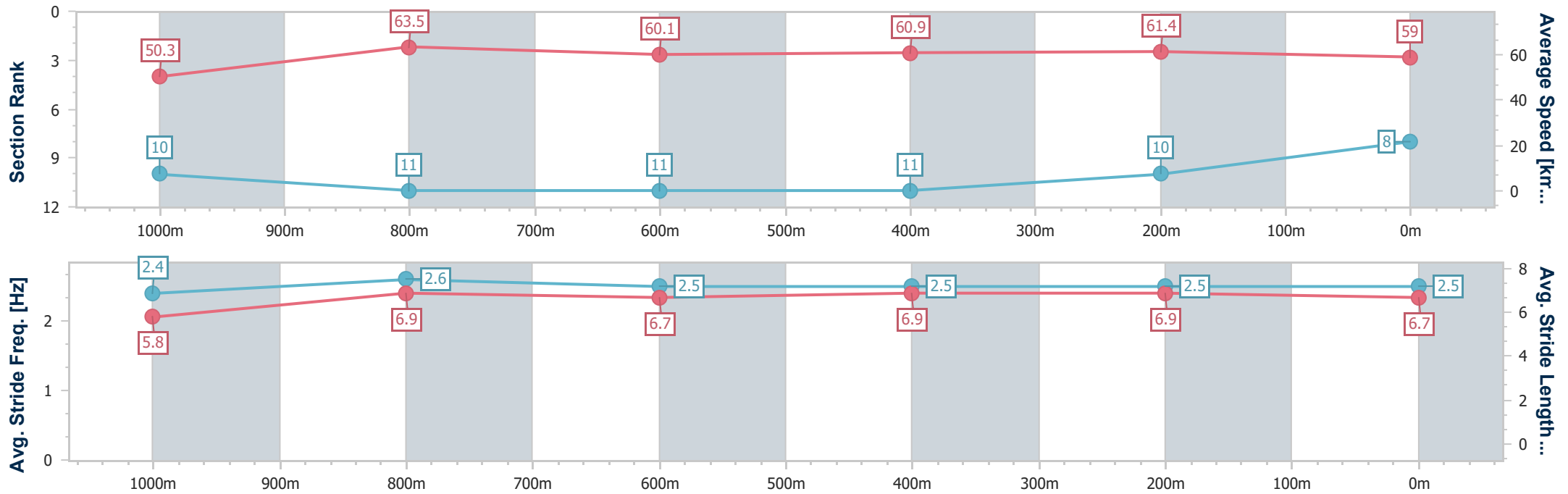
Sunshine Coast QLD Professional
 Race 4: WIMMERS PREMIUM SOFT DRINKS Fillies and Mares
 Class 1 Handicap - 1200m



09 April 2023 - 14:41

Track Rating: Soft 5, Weather: Fine, Rail Position: +4m

Section	Overall	1000m	800m	600m	400m	200m
Section Times	1:13.56 [8] (0:14.34)	0:59.22 [10] (0:11.42)	0:47.80 [11] (0:12.08)	0:35.72 [11] (0:11.81)	0:23.91 [11] (0:11.71)	0:12.20 [10] (0:12.20)
Average Speed [km/h]	50.3	63.5	60.1	60.9	61.4	59.0
Top Speed [km/h]	64.6	64.7	63.3	62.9	62.9	61.1
Avg. Dist. to Rail [m]	8.2	3.2	1.5	0.7	3.5	5.4
Avg. Stride Freq. [Hz]	2.4	2.6	2.5	2.5	2.5	2.5
Avg. Stride Length [m]	5.8	6.9	6.7	6.9	6.9	6.7



- [] Ranking at each section and finish
- .-.- No data available at this section
- NA No data available



Horse/Jockey Name	I Am Winkles
Final Rank	9
Fastest Section Time (Section)	0:11.43 (1000m)
Top Speed [km/h] (Section)	64.9 (Overall)
Race State	Finished



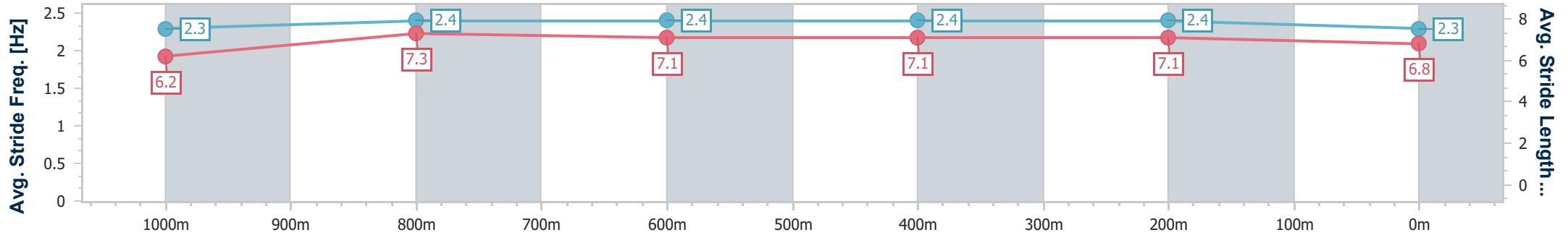
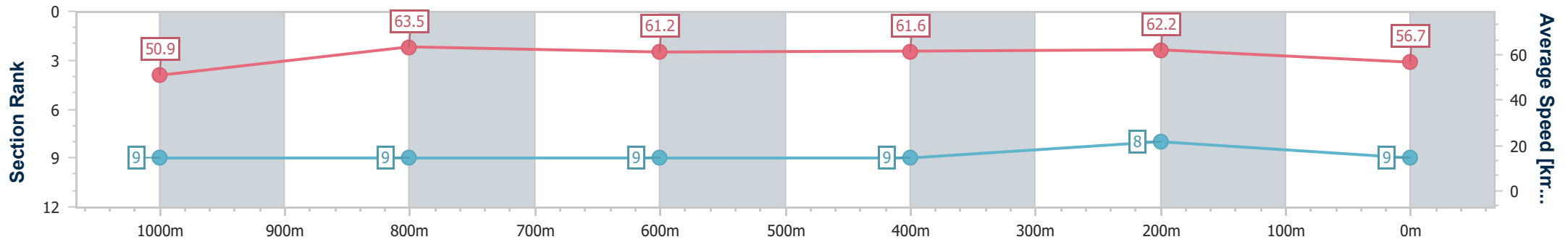
Sunshine Coast QLD Professional
 Race 4: WIMMERS PREMIUM SOFT DRINKS Fillies and Mares
 Class 1 Handicap - 1200m



09 April 2023 - 14:41

Track Rating: Soft 5, Weather: Fine, Rail Position: +4m

Section	Overall	1000m	800m	600m	400m	200m
Section Times	1:13.60 [9] (0:14.17)	0:59.43 [9] (0:11.43)	0:48.00 [9] (0:11.91)	0:36.09 [9] (0:11.80)	0:24.29 [9] (0:11.58)	0:12.71 [8] (0:12.71)
Average Speed [km/h]	50.9	63.5	61.2	61.6	62.2	56.7
Top Speed [km/h]	64.9	64.7	63.1	63.1	63.4	60.2
Avg. Dist. to Rail [m]	6.9	3.5	2.2	1.6	3.1	3.3
Avg. Stride Freq. [Hz]	2.3	2.4	2.4	2.4	2.4	2.3
Avg. Stride Length [m]	6.2	7.3	7.1	7.1	7.1	6.8



- [] Ranking at each section and finish
- .-.- No data available at this section
- NA No data available



Horse/Jockey Name	Carry On Dragon
Final Rank	10
Fastest Section Time (Section)	0:11.29 (1000m)
Top Speed [km/h] (Section)	66.1 (1000m)
Race State	Finished



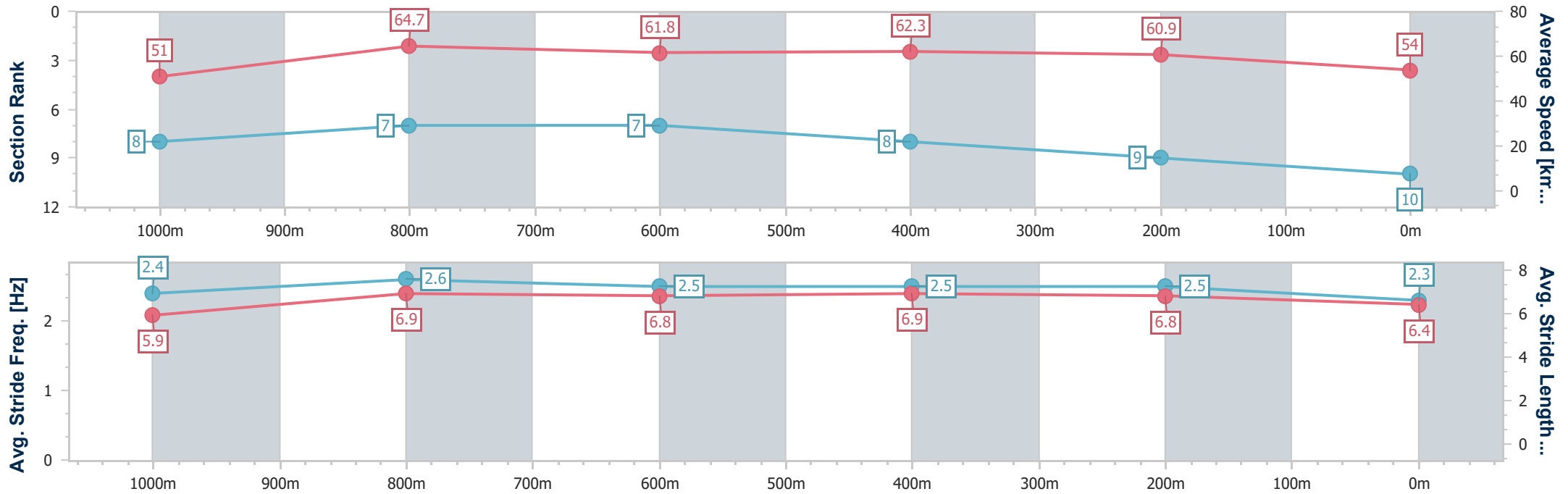
Sunshine Coast QLD Professional
 Race 4: WIMMERS PREMIUM SOFT DRINKS Fillies and Mares
 Class 1 Handicap - 1200m



09 April 2023 - 14:41

Track Rating: Soft 5, Weather: Fine, Rail Position: +4m

Section	Overall	1000m	800m	600m	400m	200m
Section Times	1:14.38 [10] (0:14.16)	1:00.22 [8] (0:11.29)	0:48.93 [7] (0:11.96)	0:36.97 [7] (0:11.80)	0:25.17 [8] (0:11.81)	0:13.36 [9] (0:13.36)
Average Speed [km/h]	51.0	64.7	61.8	62.3	60.9	54.0
Top Speed [km/h]	65.8	66.1	63.6	63.4	63.4	58.4
Avg. Dist. to Rail [m]	9.5	5.2	4.8	3.5	4.9	4.5
Avg. Stride Freq. [Hz]	2.4	2.6	2.5	2.5	2.5	2.3
Avg. Stride Length [m]	5.9	6.9	6.8	6.9	6.8	6.4



- [] Ranking at each section and finish
- .-.- No data available at this section
- NA No data available



Horse/Jockey Name	African Storm
Final Rank	11
Fastest Section Time (Section)	0:11.34 (1000m)
Top Speed [km/h] (Section)	64.7 (1000m)
Race State	Finished



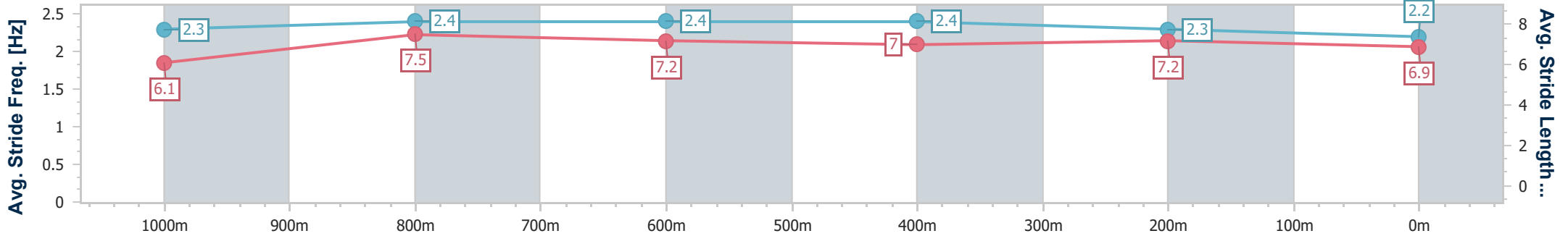
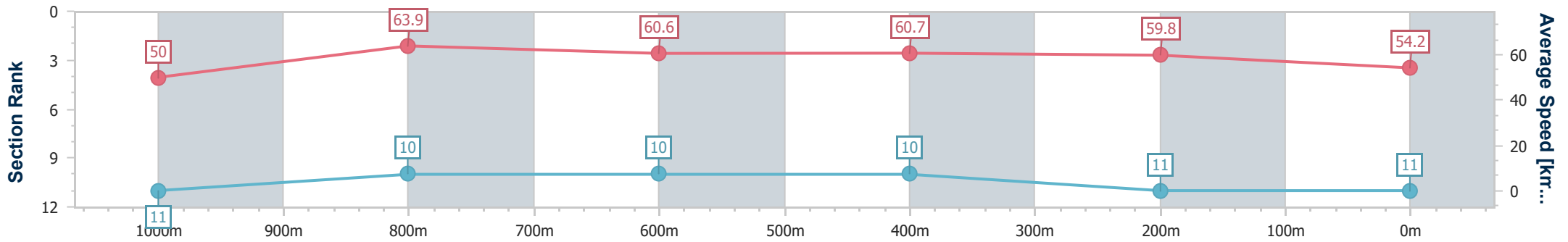
Sunshine Coast QLD Professional
 Race 4: WIMMERS PREMIUM SOFT DRINKS Fillies and Mares
 Class 1 Handicap - 1200m



09 April 2023 - 14:41

Track Rating: Soft 5, Weather: Fine, Rail Position: +4m

Section	Overall	1000m	800m	600m	400m	200m
Section Times	1:14.75 [11] (0:14.41)	1:00.34 [11] (0:11.34)	0:49.00 [10] (0:11.88)	0:37.12 [10] (0:11.82)	0:25.30 [10] (0:12.01)	0:13.29 [11] (0:13.29)
Average Speed [km/h]	50.0	63.9	60.6	60.7	59.8	54.2
Top Speed [km/h]	63.7	64.7	62.1	62.1	61.9	58.1
Avg. Dist. to Rail [m]	4.1	2.3	0.4	0.9	0.4	0.4
Avg. Stride Freq. [Hz]	2.3	2.4	2.4	2.4	2.3	2.2
Avg. Stride Length [m]	6.1	7.5	7.2	7.0	7.2	6.9



- [] Ranking at each section and finish
- .-.- No data available at this section
- NA No data available