



Doomben QLD Professional

Race 1: XXXX DRY QTIS Three-Year-Old Maiden Plate - 1660m

12 April 2023 - 11:57



BRISBANE
RACING CLUB

Track Rating: Good 4, Weather: Fine, Rail Position: +10.5m Entire Course

Section														
Field Times	Overall	1400m	1200m	1000m	800m	600m	400m	Last 600m						
	1:41.88 (0:17.21)	1:24.67 (0:11.43)	1:13.24 (0:12.19)	1:01.05 (0:13.29)	0:47.76 (0:12.92)	0:34.84 (0:11.46)	0:23.38 (0:11.24)	0:34.84						
Rank	TAB	Horse/Jockey	Barrier	Top Speed [km/h]	Fastest Section									Distance Travelled [m]
1	2	DARK CHILL Jim Byrne	2	66.2	0:11.27	1:41.88 [1] (0:17.45)	1:24.43 [4] (0:11.59)	1:12.84 [3] (0:12.11)	1:00.73 [3] (0:13.38)	0:47.35 [4] (0:12.96)	0:34.39 [4] (0:11.35)	0:23.04 [3] (0:11.27)	0:34.39	
2	1	AMERICAN JAZZ Brodie Loy	5	65.7	0:11.24	1:42.00 [2] (0:17.58)	1:24.42 [5] (0:11.66)	1:12.76 [5] (0:12.20)	1:00.56 [6] (0:13.29)	0:47.27 [5] (0:12.31)	0:34.96 [1] (0:11.46)	0:23.50 [1] (0:11.24)	0:34.96	+1
3	3	LOOSE UNIT Angela Jones	8	66.1	0:11.17	1:42.01 [3] (0:17.36)	1:24.65 [2] (0:11.47)	1:13.18 [2] (0:12.13)	1:01.05 [2] (0:13.35)	0:47.70 [2] (0:13.17)	0:34.53 [3] (0:11.50)	0:23.03 [4] (0:11.17)	0:34.53	+6
4	8	HALF MOON BAY Kyle Wilson-Taylor	1	65.0	0:11.32	1:42.24 [4] (0:17.21)	1:25.03 [1] (0:11.43)	1:13.60 [1] (0:12.19)	1:01.41 [1] (0:13.29)	0:48.12 [1] (0:12.99)	0:35.13 [2] (0:11.53)	0:23.60 [2] (0:11.32)	0:35.13	+0
5	5	RALLY Damien Thornton	6	66.0	0:11.23	1:42.24 [5] (0:17.40)	1:24.84 [3] (0:11.67)	1:13.17 [4] (0:12.17)	1:01.00 [4] (0:13.29)	0:47.71 [3] (0:13.05)	0:34.66 [5] (0:11.59)	0:23.07 [6] (0:11.23)	0:34.66	+6
6	9	TANTALUM Rikki Jamieson	3	65.6	0:11.15	1:42.28 [6] (0:17.82)	1:24.46 [7] (0:11.48)	1:12.98 [6] (0:12.09)	1:00.89 [5] (0:13.40)	0:47.49 [6] (0:12.96)	0:34.53 [7] (0:11.33)	0:23.20 [5] (0:11.15)	0:34.53	+1
7	7	GRANDE BAIE Samantha Collett	4	65.0	0:11.23	1:42.71 [7] (0:17.80)	1:24.91 [6] (0:11.70)	1:13.21 [7] (0:12.18)	1:01.03 [7] (0:13.39)	0:47.64 [8] (0:13.01)	0:34.63 [8] (0:11.38)	0:23.25 [7] (0:11.23)	0:34.63	+1
8	6	ANOTHER DIME Sean Cormack	7	64.2	0:11.43	1:43.08 [8] (0:18.15)	1:24.93 [8] (0:11.69)	1:13.24 [8] (0:12.17)	1:01.07 [8] (0:13.08)	0:47.99 [7] (0:12.69)	0:35.30 [6] (0:11.73)	0:23.57 [8] (0:11.43)	0:35.30	+4

Scratched: Nagamie (#4)

[] Ranking at each section and finish
 -:-:- No data available at this section
 NA No data available

SCN Saddle cloth number
 DNF Did not finish
 DNT Did not track



Doomben QLD Professional

Race 1: XXXX DRY QTIS Three-Year-Old Maiden Plate - 1660m

12 April 2023 - 11:57



BRISBANE
RACING CLUB

Track Rating: Good 4, Weather: Fine, Rail Position: +10.5m Entire Course

Section							200m			Last 600m
Field Times							0:12.14 (0:12.14)			0:34.84
Rank	TAB	Horse/Jockey	Barrier	Top Speed [km/h]	Fastest Section	Margin			Distance Travelled [m]	
1	2	DARK CHILL Jim Byrne	2	66.2 Overall	0:11.27 400m	0:11.77 [4] (0:11.77)	1:41.88			0:34.39
2	1	AMERICAN JAZZ Brodie Loy	5	65.7 Overall	0:11.24 400m	0:12.26 [1] (0:12.26)	0.71L			0:34.96 +1
3	3	LOOSE UNIT Angela Jones	8	66.1 1400m	0:11.17 400m	0:11.86 [3] (0:11.86)	0.72L			0:34.53 +6
4	8	HALF MOON BAY Kyle Wilson-Taylor	1	65.0 Overall	0:11.32 400m	0:12.28 [2] (0:12.28)	2.08L			0:35.13 +0
5	5	RALLY Damien Thornton	6	66.0 Overall	0:11.23 400m	0:11.84 [6] (0:11.84)	2.08L			0:34.66 +6
6	9	TANTALUM Rikki Jamieson	3	65.6 400m	0:11.15 400m	0:12.05 [5] (0:12.05)	2.33L			0:34.53 +1
7	7	GRANDE BAIE Samantha Collett	4	65.0 400m	0:11.23 400m	0:12.02 [7] (0:12.02)	4.84L			0:34.63 +1
8	6	ANOTHER DIME Sean Cormack	7	64.2 1400m	0:11.43 400m	0:12.14 [8] (0:12.14)	7.05L			0:35.30 +4

Scratched: Nagamie (#4)

[] Ranking at each section and finish
 -:-:- No data available at this section
 NA No data available

SCN Saddle cloth number
 DNF Did not finish
 DNT Did not track



Horse/Jockey Name	Dark Chill
Final Rank	1
Fastest Section Time (Section)	0:11.27 (400m)
Top Speed [km/h] (Section)	66.2 (Overall)
Race State	Finished



Doomben QLD Professional



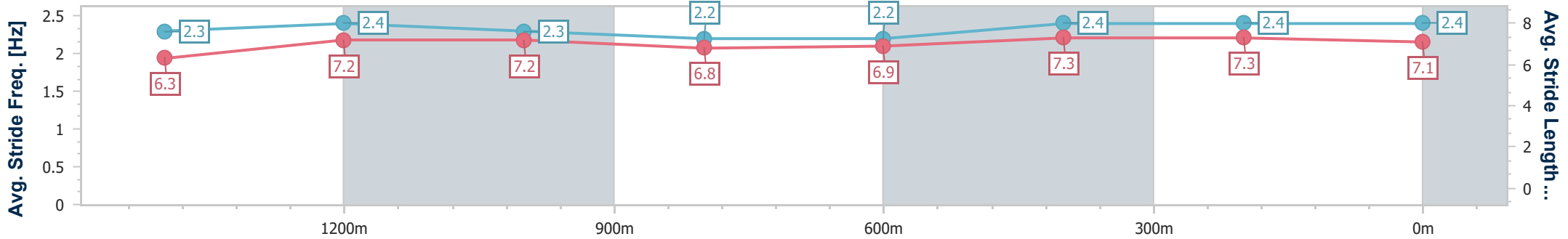
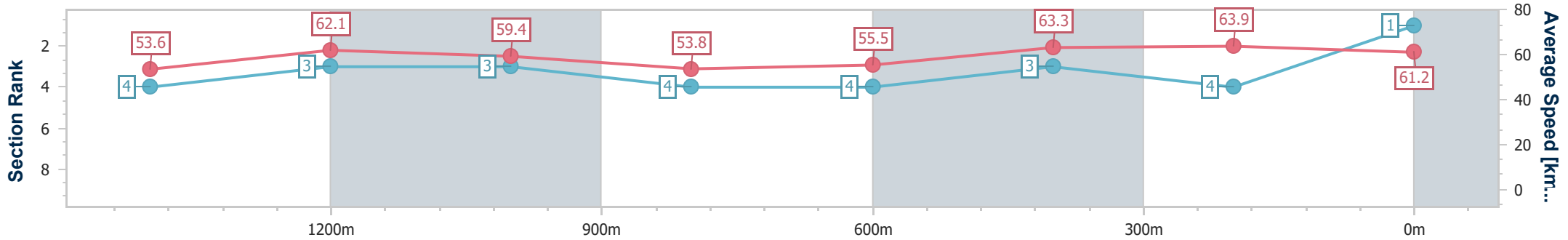
Race 1: XXXX DRY QTIS Three-Year-Old Maiden Plate - 1660m

12 April 2023 - 11:57

Track Rating: Good 4, Weather: Fine, Rail Position: +10.5m Entire Course

BRISBANE RACING CLUB

Section	Overall	1400m	1200m	1000m	800m	600m	400m	200m
Section Times	1:41.88 [1] (0:17.45)	1:24.43 [4] (0:11.59)	1:12.84 [3] (0:12.11)	1:00.73 [3] (0:13.38)	0:47.35 [4] (0:12.96)	0:34.39 [4] (0:11.35)	0:23.04 [3] (0:11.27)	0:11.77 [4] (0:11.77)
Average Speed [km/h]	53.6	62.1	59.4	53.8	55.5	63.3	63.9	61.2
Top Speed [km/h]	66.2	64.5	60.8	58.6	61.8	64.2	65.5	63.3
Avg. Dist. to Rail [m]	1.1	0.3	0.2	0.3	0.4	0.3	0.7	1.5
Avg. Stride Freq. [Hz]	2.3	2.4	2.3	2.2	2.2	2.4	2.4	2.4
Avg. Stride Length [m]	6.3	7.2	7.2	6.8	6.9	7.3	7.3	7.1



- [] Ranking at each section and finish
- .-.- No data available at this section
- NA No data available



Horse/Jockey Name	American Jazz
Final Rank	2
Fastest Section Time (Section)	0:11.24 (400m)
Top Speed [km/h] (Section)	65.7 (Overall)
Race State	Finished



Doomben QLD Professional



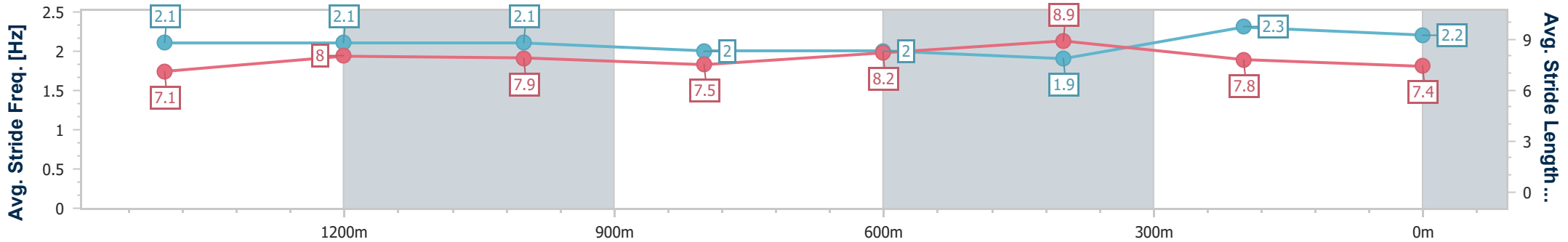
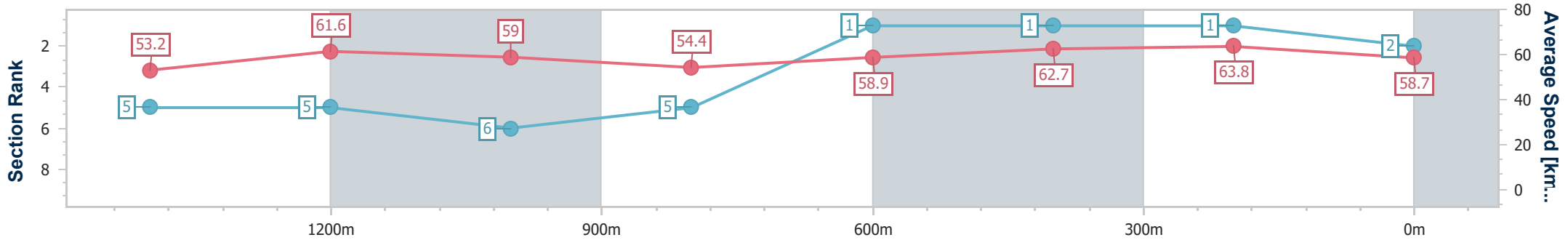
Race 1: XXXX DRY QTIS Three-Year-Old Maiden Plate - 1660m

12 April 2023 - 11:57

Track Rating: Good 4, Weather: Fine, Rail Position: +10.5m Entire Course

BRISBANE RACING CLUB

Section	Overall	1400m	1200m	1000m	800m	600m	400m	200m
Section Times	1:42.00 [2] (0:17.58)	1:24.42 [5] (0:11.66)	1:12.76 [5] (0:12.20)	1:00.56 [6] (0:13.29)	0:47.27 [5] (0:12.31)	0:34.96 [1] (0:11.46)	0:23.50 [1] (0:11.24)	0:12.26 [1] (0:12.26)
Average Speed [km/h]	53.2	61.6	59.0	54.4	58.9	62.7	63.8	58.7
Top Speed [km/h]	65.7	64.8	60.2	58.2	63.8	64.0	65.2	62.2
Avg. Dist. to Rail [m]	0.9	0.8	1.3	1.4	1.4	0.6	1.6	1.2
Avg. Stride Freq. [Hz]	2.1	2.1	2.1	2.0	2.0	1.9	2.3	2.2
Avg. Stride Length [m]	7.1	8.0	7.9	7.5	8.2	8.9	7.8	7.4



- [] Ranking at each section and finish
- .-.- No data available at this section
- NA No data available



Horse/Jockey Name	Loose Unit
Final Rank	3
Fastest Section Time (Section)	0:11.17 (400m)
Top Speed [km/h] (Section)	66.1 (1400m)
Race State	Finished



Doomben QLD Professional

Race 1: XXXX DRY QTIS Three-Year-Old Maiden Plate - 1660m

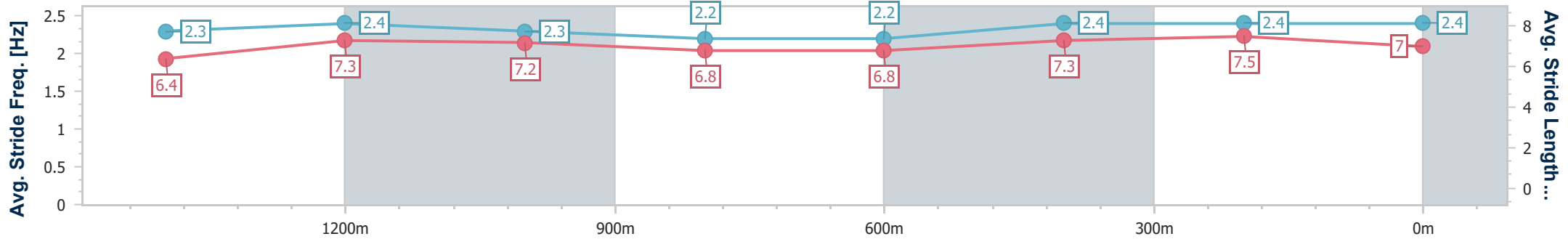
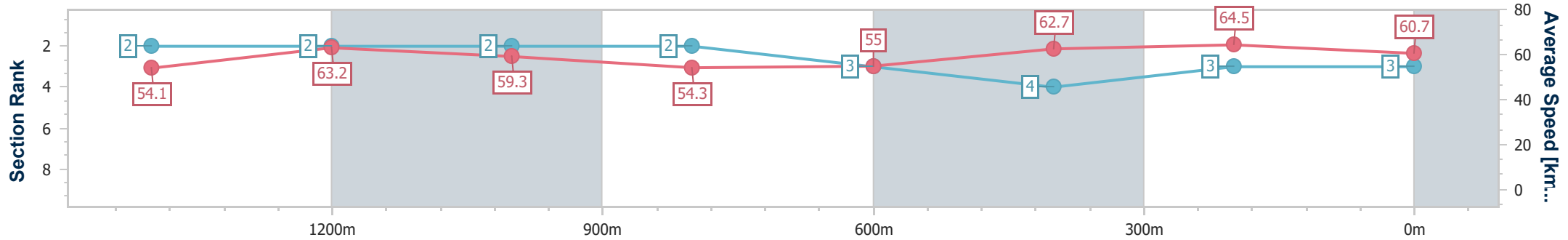
12 April 2023 - 11:57

Track Rating: Good 4, Weather: Fine, Rail Position: +10.5m Entire Course



BRISBANE RACING CLUB

Section	Overall	1400m	1200m	1000m	800m	600m	400m	200m
Section Times	1:42.01 [3] (0:17.36)	1:24.65 [2] (0:11.47)	1:13.18 [2] (0:12.13)	1:01.05 [2] (0:13.35)	0:47.70 [2] (0:13.17)	0:34.53 [3] (0:11.50)	0:23.03 [4] (0:11.17)	0:11.86 [3] (0:11.86)
Average Speed [km/h]	54.1	63.2	59.3	54.3	55.0	62.7	64.5	60.7
Top Speed [km/h]	65.9	66.1	61.0	57.9	60.0	63.6	65.6	63.8
Avg. Dist. to Rail [m]	3.0	1.1	2.1	2.1	1.1	0.4	1.7	3.7
Avg. Stride Freq. [Hz]	2.3	2.4	2.3	2.2	2.2	2.4	2.4	2.4
Avg. Stride Length [m]	6.4	7.3	7.2	6.8	6.8	7.3	7.5	7.0



- [] Ranking at each section and finish
- .-.- No data available at this section
- NA No data available



Horse/Jockey Name	Half Moon Bay
Final Rank	4
Fastest Section Time (Section)	0:11.32 (400m)
Top Speed [km/h] (Section)	65.0 (Overall)
Race State	Finished



Doomben QLD Professional



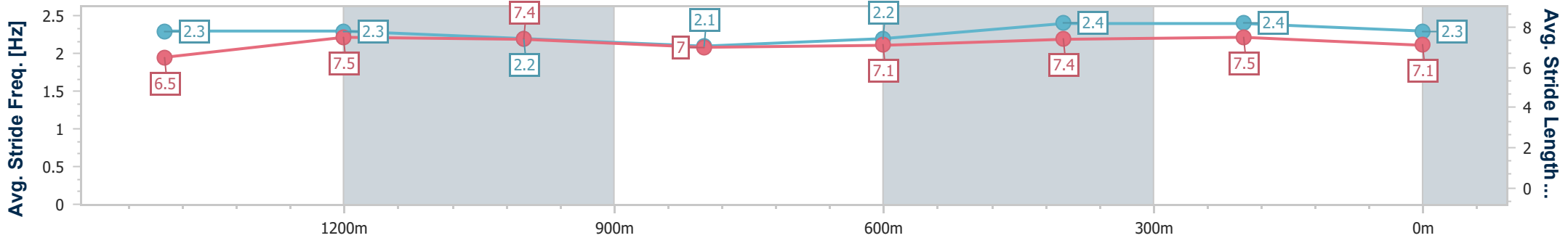
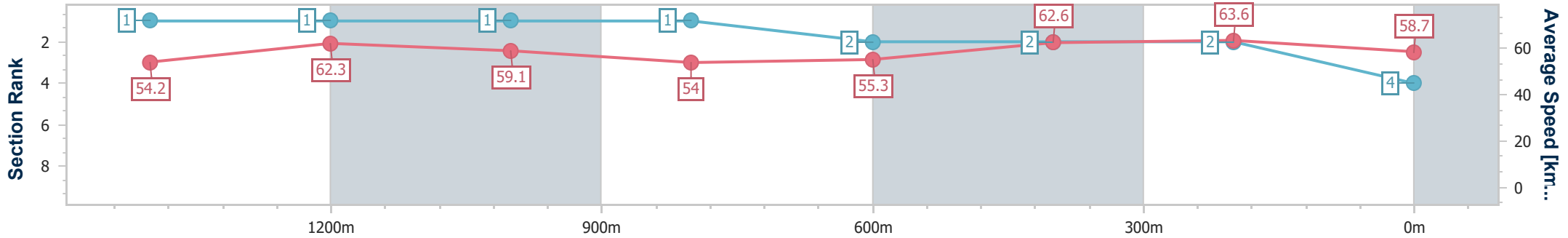
Race 1: XXXX DRY QTIS Three-Year-Old Maiden Plate - 1660m

12 April 2023 - 11:57

Track Rating: Good 4, Weather: Fine, Rail Position: +10.5m Entire Course

BRISBANE RACING CLUB

Section	Overall	1400m	1200m	1000m	800m	600m	400m	200m
Section Times	1:42.24 [4] (0:17.21)	1:25.03 [1] (0:11.43)	1:13.60 [1] (0:12.19)	1:01.41 [1] (0:13.29)	0:48.12 [1] (0:12.99)	0:35.13 [2] (0:11.53)	0:23.60 [2] (0:11.32)	0:12.28 [2] (0:12.28)
Average Speed [km/h]	54.2	62.3	59.1	54.0	55.3	62.6	63.6	58.7
Top Speed [km/h]	65.0	64.9	60.4	56.7	62.2	64.5	64.7	61.9
Avg. Dist. to Rail [m]	2.8	1.6	0.9	0.6	0.4	0.5	0.6	0.6
Avg. Stride Freq. [Hz]	2.3	2.3	2.2	2.1	2.2	2.4	2.4	2.3
Avg. Stride Length [m]	6.5	7.5	7.4	7.0	7.1	7.4	7.5	7.1



- [] Ranking at each section and finish
- .-.- No data available at this section
- NA No data available



Horse/Jockey Name	Rally
Final Rank	5
Fastest Section Time (Section)	0:11.23 (400m)
Top Speed [km/h] (Section)	66.0 (Overall)
Race State	Finished



Doomben QLD Professional



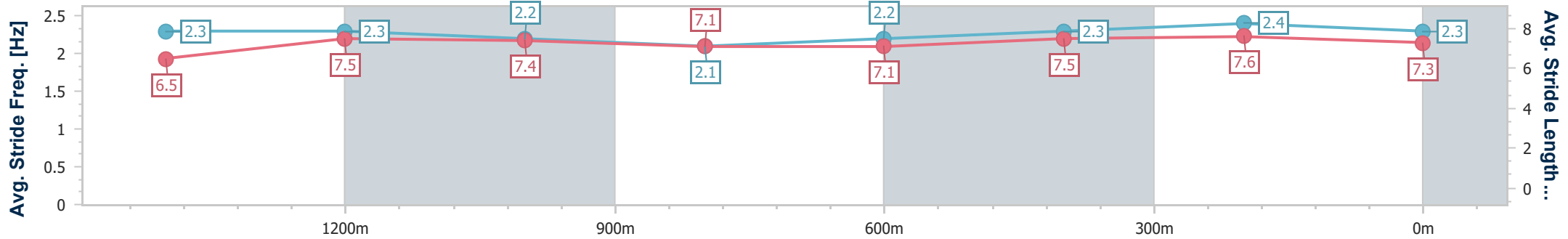
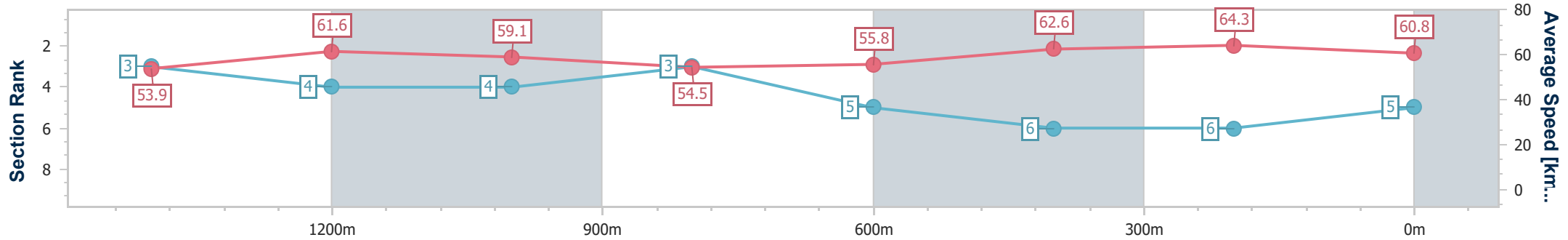
Race 1: XXXX DRY QTIS Three-Year-Old Maiden Plate - 1660m

12 April 2023 - 11:57

Track Rating: Good 4, Weather: Fine, Rail Position: +10.5m Entire Course

BRISBANE RACING CLUB

Section	Overall	1400m	1200m	1000m	800m	600m	400m	200m
Section Times	1:42.24 [5] (0:17.40)	1:24.84 [3] (0:11.67)	1:13.17 [4] (0:12.17)	1:01.00 [4] (0:13.29)	0:47.71 [3] (0:13.05)	0:34.66 [5] (0:11.59)	0:23.07 [6] (0:11.23)	0:11.84 [6] (0:11.84)
Average Speed [km/h]	53.9	61.6	59.1	54.5	55.8	62.6	64.3	60.8
Top Speed [km/h]	66.0	64.2	60.6	58.4	61.0	64.2	65.5	64.5
Avg. Dist. to Rail [m]	1.2	0.4	1.5	2.1	2.1	1.6	1.5	3.5
Avg. Stride Freq. [Hz]	2.3	2.3	2.2	2.1	2.2	2.3	2.4	2.3
Avg. Stride Length [m]	6.5	7.5	7.4	7.1	7.1	7.5	7.6	7.3



- [] Ranking at each section and finish
- .-.- No data available at this section
- NA No data available



Horse/Jockey Name	Tantalum
Final Rank	6
Fastest Section Time (Section)	0:11.15 (400m)
Top Speed [km/h] (Section)	65.6 (400m)
Race State	Finished



Doomben QLD Professional



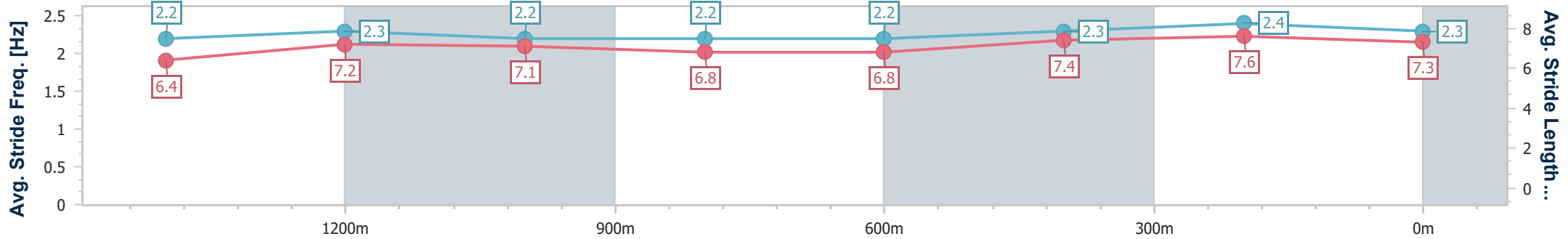
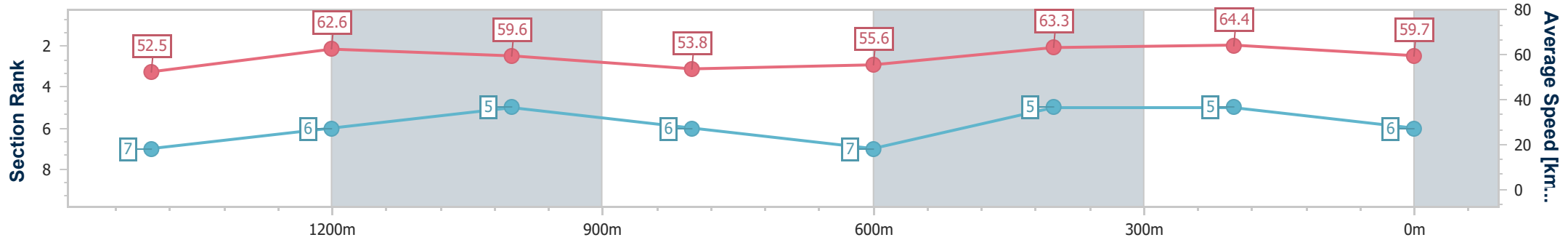
Race 1: XXXX DRY QTIS Three-Year-Old Maiden Plate - 1660m

12 April 2023 - 11:57

Track Rating: Good 4, Weather: Fine, Rail Position: +10.5m Entire Course

BRISBANE RACING CLUB

Section	Overall	1400m	1200m	1000m	800m	600m	400m	200m
Section Times	1:42.28 [6] (0:17.82)	1:24.46 [7] (0:11.48)	1:12.98 [6] (0:12.09)	1:00.89 [5] (0:13.40)	0:47.49 [6] (0:12.96)	0:34.53 [7] (0:11.33)	0:23.20 [5] (0:11.15)	0:12.05 [5] (0:12.05)
Average Speed [km/h]	52.5	62.6	59.6	53.8	55.6	63.3	64.4	59.7
Top Speed [km/h]	65.1	65.2	60.8	58.2	60.6	64.6	65.6	63.0
Avg. Dist. to Rail [m]	1.6	0.5	0.2	0.4	0.3	0.8	1.2	1.5
Avg. Stride Freq. [Hz]	2.2	2.3	2.2	2.2	2.2	2.3	2.4	2.3
Avg. Stride Length [m]	6.4	7.2	7.1	6.8	6.8	7.4	7.6	7.3



- [] Ranking at each section and finish
- .-.- No data available at this section
- NA No data available



Horse/Jockey Name	Grande Baie
Final Rank	7
Fastest Section Time (Section)	0:11.23 (400m)
Top Speed [km/h] (Section)	65.0 (400m)
Race State	Finished



Doomben QLD Professional

Race 1: XXXX DRY QTIS Three-Year-Old Maiden Plate - 1660m

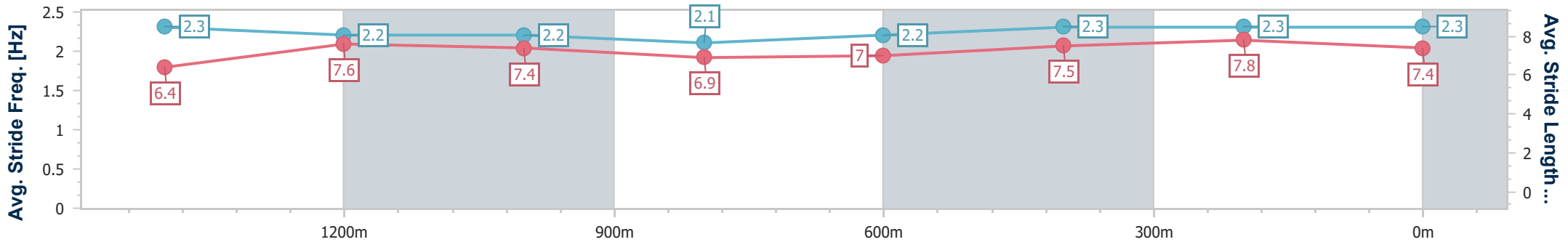
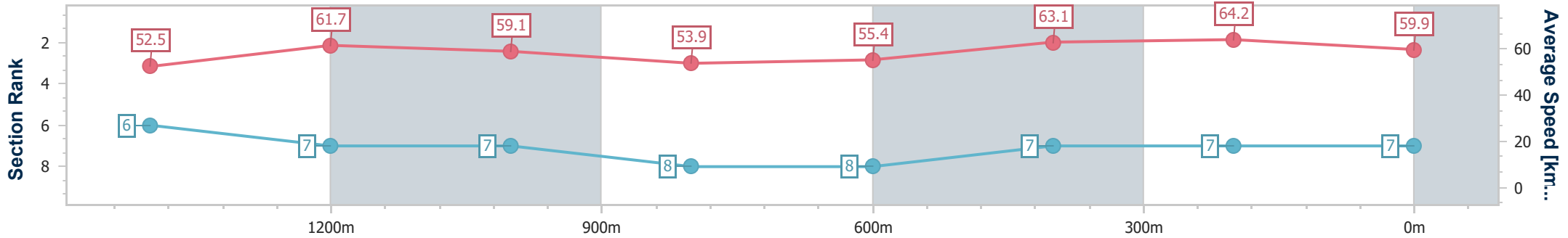
12 April 2023 - 11:57

Track Rating: Good 4, Weather: Fine, Rail Position: +10.5m Entire Course



BRISBANE RACING CLUB

Section	Overall	1400m	1200m	1000m	800m	600m	400m	200m
Section Times	1:42.71 [7] (0:17.80)	1:24.91 [6] (0:11.70)	1:13.21 [7] (0:12.18)	1:01.03 [7] (0:13.39)	0:47.64 [8] (0:13.01)	0:34.63 [8] (0:11.38)	0:23.25 [7] (0:11.23)	0:12.02 [7] (0:12.02)
Average Speed [km/h]	52.5	61.7	59.1	53.9	55.4	63.1	64.2	59.9
Top Speed [km/h]	63.7	63.9	60.0	58.8	60.2	64.5	65.0	62.7
Avg. Dist. to Rail [m]	1.2	0.9	0.9	0.7	0.6	0.5	0.9	2.1
Avg. Stride Freq. [Hz]	2.3	2.2	2.2	2.1	2.2	2.3	2.3	2.3
Avg. Stride Length [m]	6.4	7.6	7.4	6.9	7.0	7.5	7.8	7.4



- [] Ranking at each section and finish
- .-.- No data available at this section
- NA No data available



Horse/Jockey Name	Another Dime
Final Rank	8
Fastest Section Time (Section)	0:11.43 (400m)
Top Speed [km/h] (Section)	64.2 (1400m)
Race State	Finished



Doomben QLD Professional



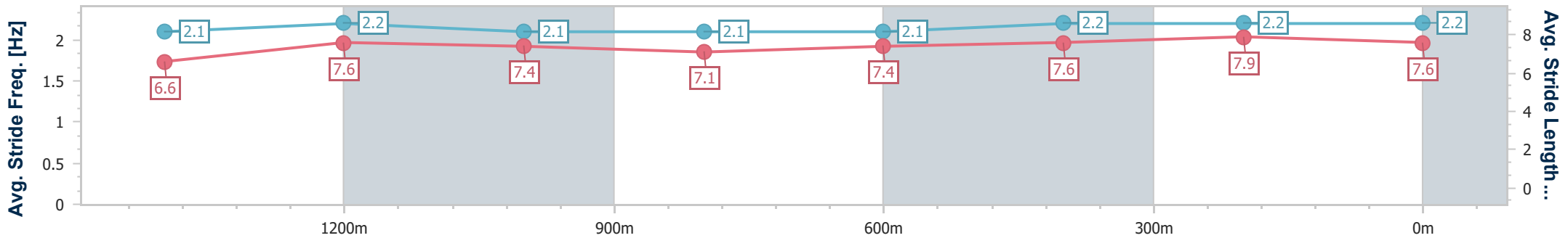
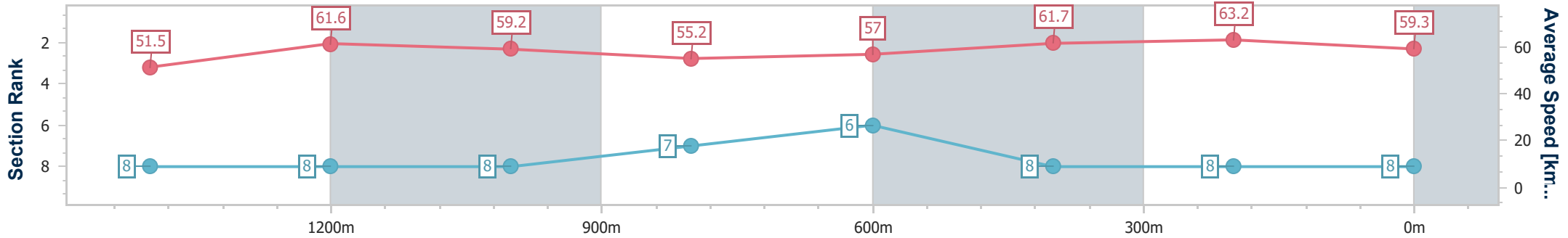
Race 1: XXXX DRY QTIS Three-Year-Old Maiden Plate - 1660m

12 April 2023 - 11:57

Track Rating: Good 4, Weather: Fine, Rail Position: +10.5m Entire Course

BRISBANE RACING CLUB

Section	Overall	1400m	1200m	1000m	800m	600m	400m	200m
Section Times	1:43.08 [8] (0:18.15)	1:24.93 [8] (0:11.69)	1:13.24 [8] (0:12.17)	1:01.07 [8] (0:13.08)	0:47.99 [7] (0:12.69)	0:35.30 [6] (0:11.73)	0:23.57 [8] (0:11.43)	0:12.14 [8] (0:12.14)
Average Speed [km/h]	51.5	61.6	59.2	55.2	57.0	61.7	63.2	59.3
Top Speed [km/h]	63.4	64.2	59.6	60.4	60.1	63.0	64.0	62.7
Avg. Dist. to Rail [m]	0.8	0.4	0.7	0.9	1.0	1.2	2.0	4.2
Avg. Stride Freq. [Hz]	2.1	2.2	2.1	2.1	2.1	2.2	2.2	2.2
Avg. Stride Length [m]	6.6	7.6	7.4	7.1	7.4	7.6	7.9	7.6



- [] Ranking at each section and finish
- .-.- No data available at this section
- NA No data available