



Eagle Farm QLD Professional

Race 1: BAKERS REFRIGERATION BENCHMARK 78 Handicap - 1000m

15 April 2023 - 11:43



BRISBANE
RACING CLUB

Track Rating: Good 4, Weather: Fine, Rail Position: +3m Entire Course

Section				Overall	800m	600m	400m	200m	Last 600m			
Field Times				0:57.12 (0:13.30)	0:43.82 (0:10.22)	0:33.60 (0:10.81)	0:22.79 (0:11.19)	0:11.60 (0:11.60)	0:33.60			
Rank	TAB Horse/Jockey	Barrier	Top Speed [km/h]	Fastest Section	Margin					Distance Travelled [m]		
1	9 MISHANI SNIPER Angela Jones	12	71.2 400m	0:10.38 400m	0:57.12 [1] (0:14.18)	0:42.94 [11] (0:10.64)	0:32.30 [11] (0:10.54)	0:21.76 [11] (0:10.38)	0:11.38 [2] (0:11.38)	0:57.13	0:32.30	
2	4 FETCH Kyle Wilson-Taylor	1	69.3 800m	0:10.59 800m	0:57.27 [2] (0:13.30)	0:43.97 [1] (0:10.59)	0:33.38 [3] (0:10.72)	0:22.66 [3] (0:11.05)	0:11.61 [4] (0:11.61)	0.83L	0:33.38	-6
3	8 HEADWALL James Orman	9	70.4 600m	0:10.43 600m	0:57.36 [3] (0:14.07)	0:43.29 [10] (0:10.63)	0:32.66 [10] (0:10.43)	0:22.23 [7] (0:10.55)	0:11.68 [3] (0:11.68)	1.36L	0:32.66	+0
4	12 RUBY JULY Melea Castle	2	69.1 800m	0:10.60 800m	0:57.56 [4] (0:13.60)	0:43.96 [6] (0:10.60)	0:33.36 [6] (0:10.77)	0:22.59 [5] (0:10.93)	0:11.66 [7] (0:11.66)	2.58L	0:33.36	-4
5	5 SAFEWORK Boris Thornton	5	70.4 800m	0:10.49 800m	0:57.65 [5] (0:13.47)	0:44.18 [5] (0:10.49)	0:33.69 [4] (0:10.54)	0:23.15 [4] (0:11.03)	0:12.12 [5] (0:12.12)	3.09L	0:33.69	-2
6	7 CROSSWINDS Brodie Loy	4	69.2 800m	0:10.49 800m	0:57.72 [6] (0:13.43)	0:44.29 [3] (0:10.49)	0:33.80 [2] (0:10.64)	0:23.16 [2] (0:10.96)	0:12.20 [1] (0:12.20)	3.48L	0:33.80	-4
7	10 ENABLER Larry Cassidy	7	68.2 600m	0:10.60 800m	0:57.97 [7] (0:13.91)	0:44.06 [9] (0:10.60)	0:33.46 [9] (0:10.60)	0:22.86 [10] (0:10.88)	0:11.98 [9] (0:11.98)	4.98L	0:33.46	-2
8	2 KAVAK Tiffani Brooker	3	68.8 800m	0:10.63 800m	0:58.11 [8] (0:13.53)	0:44.58 [4] (0:10.63)	0:33.95 [5] (0:10.85)	0:23.10 [6] (0:11.05)	0:12.05 [8] (0:12.05)	5.8L	0:33.95	+0
9	6 I PROMISE YOU Samantha Collett	6	68.7 800m	0:10.73 800m	0:58.28 [9] (0:13.69)	0:44.59 [7] (0:10.73)	0:33.86 [7] (0:10.73)	0:23.13 [9] (0:11.09)	0:12.04 [10] (0:12.04)	6.77L	0:33.86	+1
10	3 NEVER PAID Cejay Graham	11	72.7 800m	0:10.21 800m	0:58.40 [10] (0:13.31)	0:45.09 [2] (0:10.21)	0:34.88 [1] (0:10.81)	0:24.07 [1] (0:11.33)	0:12.74 [6] (0:12.74)	7.48L	0:34.88	+0

Scratched: Highland Son (#11)

Report Created: Sat 15 April 2023 13:02 GMT+10 (Note: Timing is based on position data)

Page 1/13

[] Ranking at each section and finish
 -:-:- No data available at this section
 NA No data available

SCN Saddle cloth number
 DNF Did not finish
 DNT Did not track

data processed by TRIPLES DATA



Eagle Farm QLD Professional

Race 1: BAKERS REFRIGERATION BENCHMARK 78 Handicap - 1000m

15 April 2023 - 11:43



BRISBANE
RACING CLUB

Track Rating: Good 4, Weather: Fine, Rail Position: +3m Entire Course

Section	Overall	800m	600m	400m	200m	Last 600m
Field Times	0:57.12 (0:13.30)	0:43.82 (0:10.22)	0:33.60 (0:10.81)	0:22.79 (0:11.19)	0:11.60 (0:11.60)	0:33.60

Rank	TAB	Horse/Jockey	Barrier	Top Speed [km/h]	Fastest Section	Overall	800m	600m	400m	200m	Margin	Last 600m	Distance Travelled [m]
11	1	GENZAI THE WOLF	8	69.2	0:10.63	0:58.51 [11]	0:44.60 [8]	0:33.93 [8]	0:23.30 [8]	0:12.16 [11]	8.15L	0:33.93	-1
		Justin Huxtable		600m	600m	(0:13.91)	(0:10.67)	(0:10.63)	(0:11.14)	(0:12.16)			

Scratched: Highland Son (#11)



Horse/Jockey Name	Mishani Sniper
Final Rank	1
Fastest Section Time (Section)	0:10.38 (400m)
Top Speed [km/h] (Section)	71.2 (400m)
Race State	Finished



Eagle Farm QLD Professional
Race 1: BAKERS REFRIGERATION BENCHMARK 78 Handicap
- 1000m

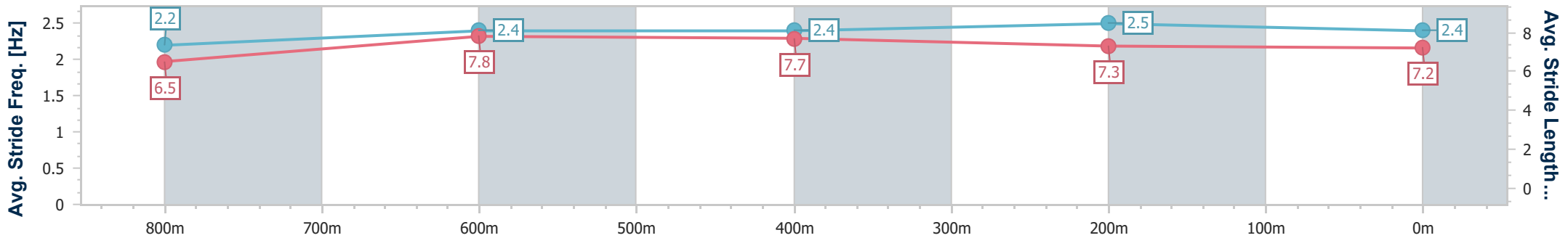
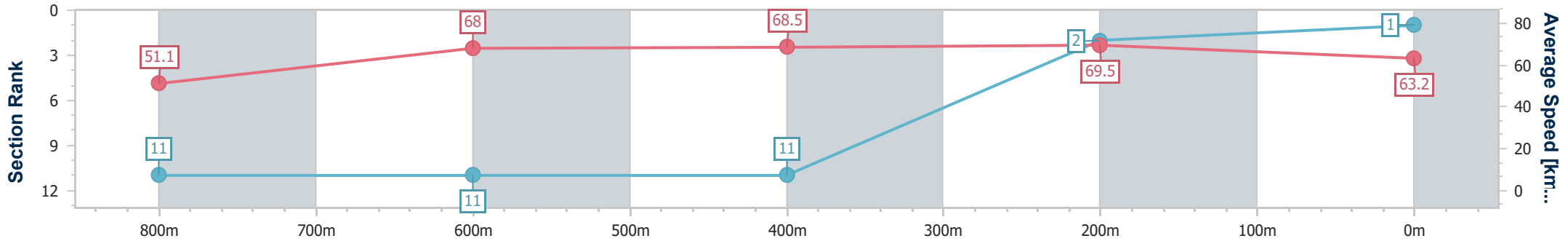


15 April 2023 - 11:43

Track Rating: Good 4, Weather: Fine, Rail Position: +3m Entire Course

BRISBANE RACING CLUB

Section	Overall	800m	600m	400m	200m
Section Times	0:57.12 [1] (0:14.18)	0:42.94 [11] (0:10.64)	0:32.30 [11] (0:10.54)	0:21.76 [11] (0:10.38)	0:11.38 [2] (0:11.38)
Average Speed [km/h]	51.1	68.0	68.5	69.5	63.2
Top Speed [km/h]	68.0	68.7	69.5	71.2	67.6
Avg. Dist. to Rail [m]	6.7	1.1	0.8	2.9	0.4
Avg. Stride Freq. [Hz]	2.2	2.4	2.4	2.5	2.4
Avg. Stride Length [m]	6.5	7.8	7.7	7.3	7.2



- [] Ranking at each section and finish
- .-.- No data available at this section
- NA No data available



Horse/Jockey Name	Fetch
Final Rank	2
Fastest Section Time (Section)	0:10.59 (800m)
Top Speed [km/h] (Section)	69.3 (800m)
Race State	Finished



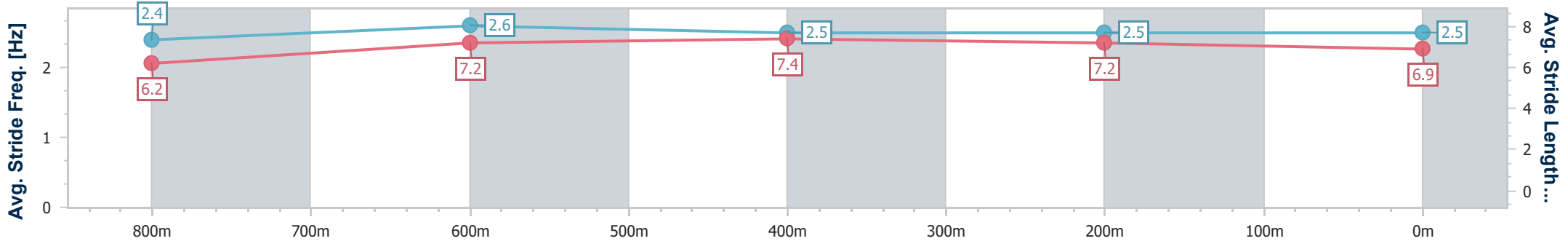
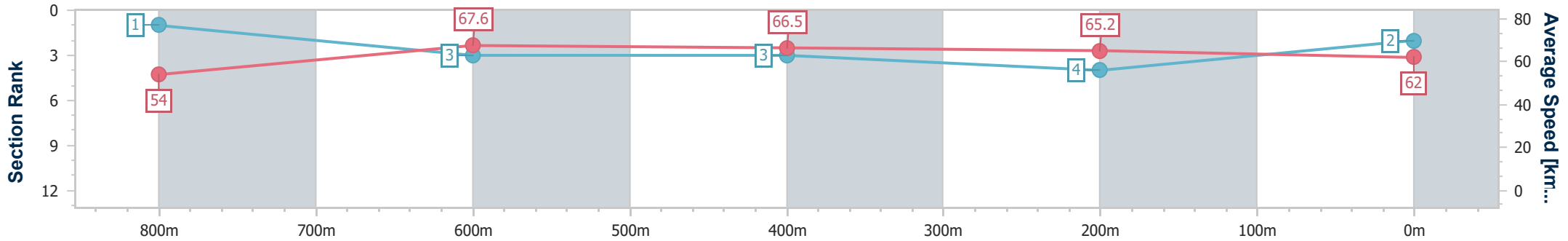
Eagle Farm QLD Professional
Race 1: BAKERS REFRIGERATION BENCHMARK 78 Handicap - 1000m



15 April 2023 - 11:43
Track Rating: Good 4, Weather: Fine, Rail Position: +3m Entire Course

BRISBANE RACING CLUB

Section	Overall	800m	600m	400m	200m
Section Times	0:57.27 [2] (0:13.30)	0:43.97 [1] (0:10.59)	0:33.38 [3] (0:10.72)	0:22.66 [3] (0:11.05)	0:11.61 [4] (0:11.61)
Average Speed [km/h]	54.0	67.6	66.5	65.2	62.0
Top Speed [km/h]	69.2	69.3	67.9	66.0	65.2
Avg. Dist. to Rail [m]	1.6	1.1	1.8	0.8	1.0
Avg. Stride Freq. [Hz]	2.4	2.6	2.5	2.5	2.5
Avg. Stride Length [m]	6.2	7.2	7.4	7.2	6.9



- [] Ranking at each section and finish
- .-.- No data available at this section
- NA No data available



Horse/Jockey Name	Headwall
Final Rank	3
Fastest Section Time (Section)	0:10.43 (600m)
Top Speed [km/h] (Section)	70.4 (600m)
Race State	Finished



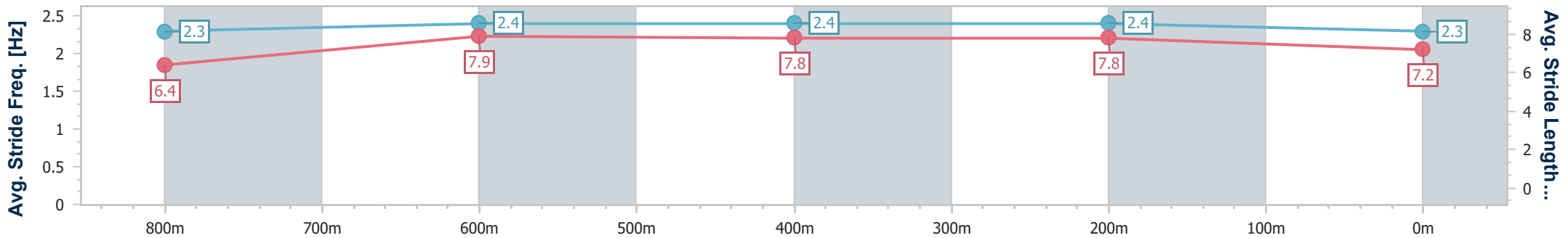
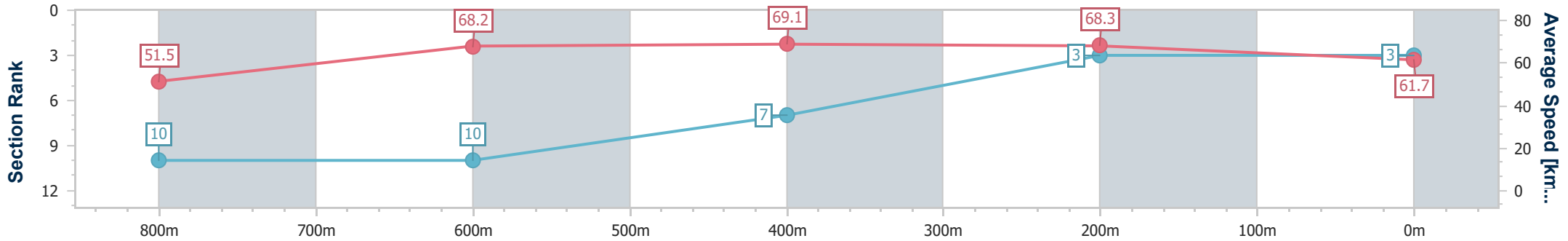
Eagle Farm QLD Professional
Race 1: BAKERS REFRIGERATION BENCHMARK 78 Handicap - 1000m



15 April 2023 - 11:43
Track Rating: Good 4, Weather: Fine, Rail Position: +3m Entire Course

BRISBANE RACING CLUB

Section	Overall	800m	600m	400m	200m
Section Times	0:57.36 [3] (0:14.07)	0:43.29 [10] (0:10.63)	0:32.66 [10] (0:10.43)	0:22.23 [7] (0:10.55)	0:11.68 [3] (0:11.68)
Average Speed [km/h]	51.5	68.2	69.1	68.3	61.7
Top Speed [km/h]	66.6	69.1	70.4	70.3	67.6
Avg. Dist. to Rail [m]	5.0	1.4	0.5	2.1	2.6
Avg. Stride Freq. [Hz]	2.3	2.4	2.4	2.4	2.3
Avg. Stride Length [m]	6.4	7.9	7.8	7.8	7.2



- [] Ranking at each section and finish
- .-.- No data available at this section
- NA No data available



Horse/Jockey Name	Ruby July
Final Rank	4
Fastest Section Time (Section)	0:10.60 (800m)
Top Speed [km/h] (Section)	69.1 (800m)
Race State	Finished



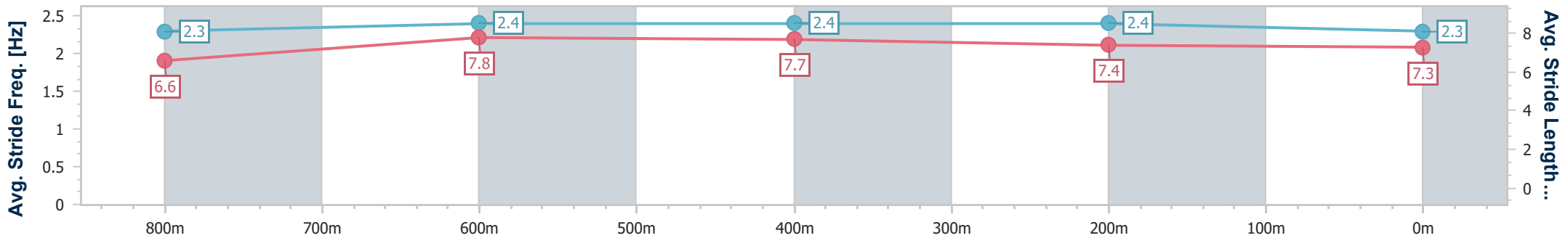
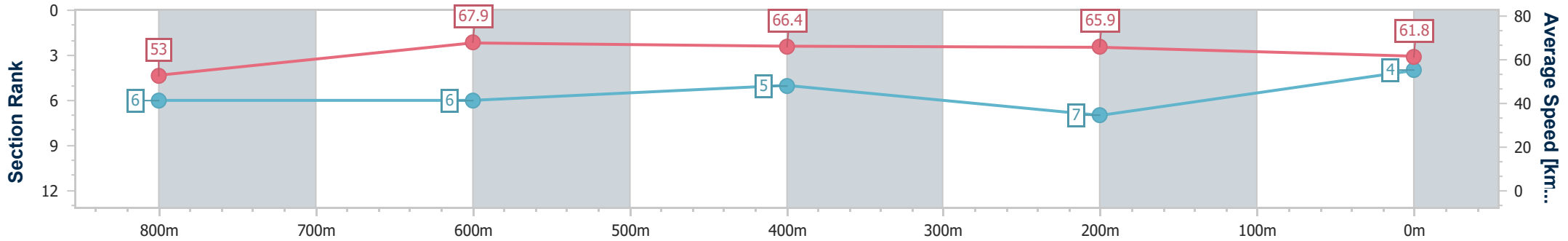
Eagle Farm QLD Professional
Race 1: BAKERS REFRIGERATION BENCHMARK 78 Handicap - 1000m



15 April 2023 - 11:43
Track Rating: Good 4, Weather: Fine, Rail Position: +3m Entire Course

BRISBANE RACING CLUB

Section	Overall	800m	600m	400m	200m
Section Times	0:57.56 [4] (0:13.60)	0:43.96 [6] (0:10.60)	0:33.36 [6] (0:10.77)	0:22.59 [5] (0:10.93)	0:11.66 [7] (0:11.66)
Average Speed [km/h]	53.0	67.9	66.4	65.9	61.8
Top Speed [km/h]	68.0	69.1	67.5	67.2	64.4
Avg. Dist. to Rail [m]	0.4	0.4	1.3	0.9	1.4
Avg. Stride Freq. [Hz]	2.3	2.4	2.4	2.4	2.3
Avg. Stride Length [m]	6.6	7.8	7.7	7.4	7.3



- [] Ranking at each section and finish
- .-.- No data available at this section
- NA No data available



Horse/Jockey Name	Safework
Final Rank	5
Fastest Section Time (Section)	0:10.49 (800m)
Top Speed [km/h] (Section)	70.4 (800m)
Race State	Finished

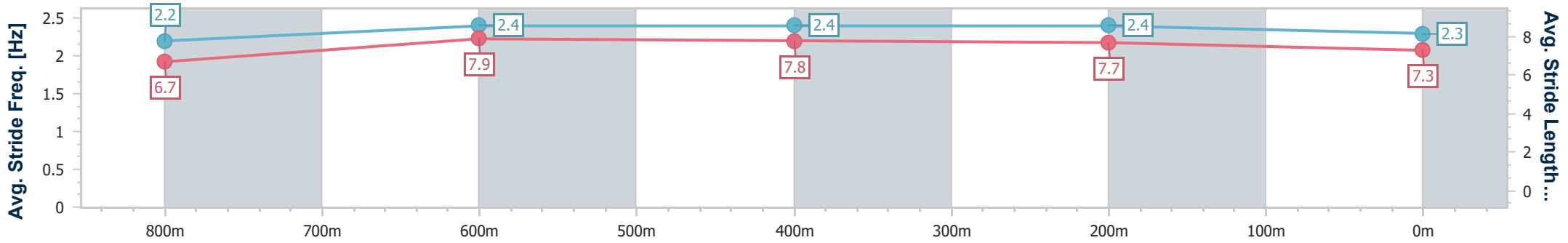
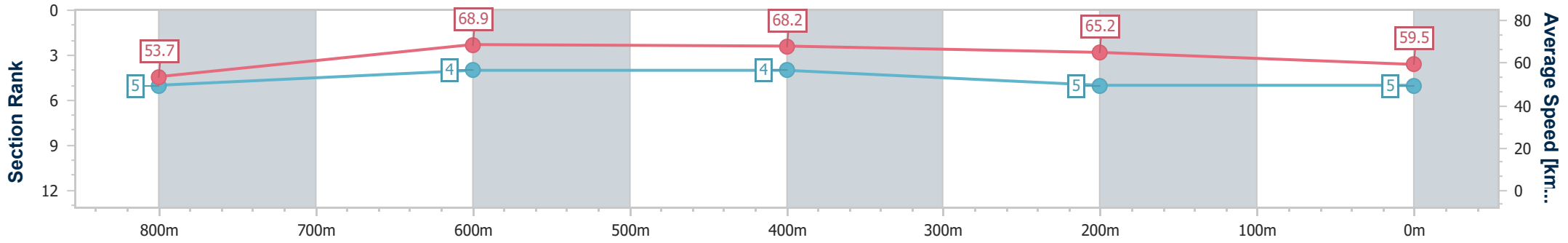


Eagle Farm QLD Professional
 Race 1: BAKERS REFRIGERATION BENCHMARK 78 Handicap - 1000m
 15 April 2023 - 11:43
 Track Rating: Good 4, Weather: Fine, Rail Position: +3m Entire Course



BRISBANE RACING CLUB

Section	Overall	800m	600m	400m	200m
Section Times	0:57.65 [5] (0:13.47)	0:44.18 [5] (0:10.49)	0:33.69 [4] (0:10.54)	0:23.15 [4] (0:11.03)	0:12.12 [5] (0:12.12)
Average Speed [km/h]	53.7	68.9	68.2	65.2	59.5
Top Speed [km/h]	67.7	70.4	68.8	68.1	63.1
Avg. Dist. to Rail [m]	2.2	1.0	1.0	0.6	0.8
Avg. Stride Freq. [Hz]	2.2	2.4	2.4	2.4	2.3
Avg. Stride Length [m]	6.7	7.9	7.8	7.7	7.3



- [] Ranking at each section and finish
- .-.- No data available at this section
- NA No data available



Horse/Jockey Name	Crosswinds
Final Rank	6
Fastest Section Time (Section)	0:10.49 (800m)
Top Speed [km/h] (Section)	69.2 (800m)
Race State	Finished



Eagle Farm QLD Professional
Race 1: BAKERS REFRIGERATION BENCHMARK 78 Handicap
- 1000m

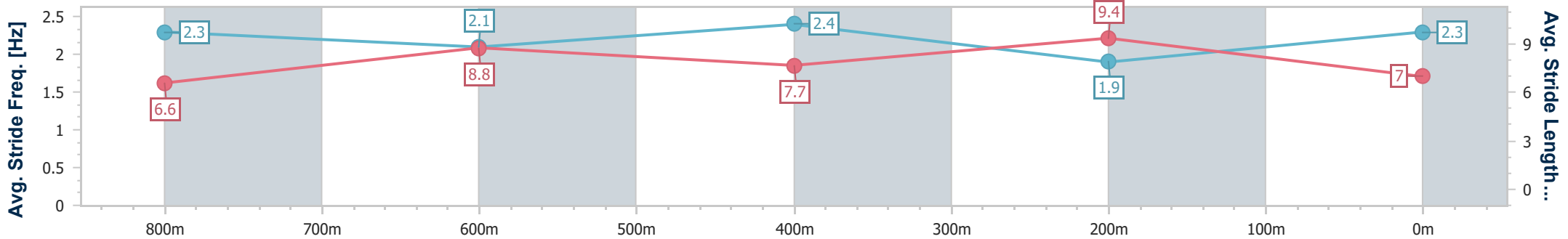
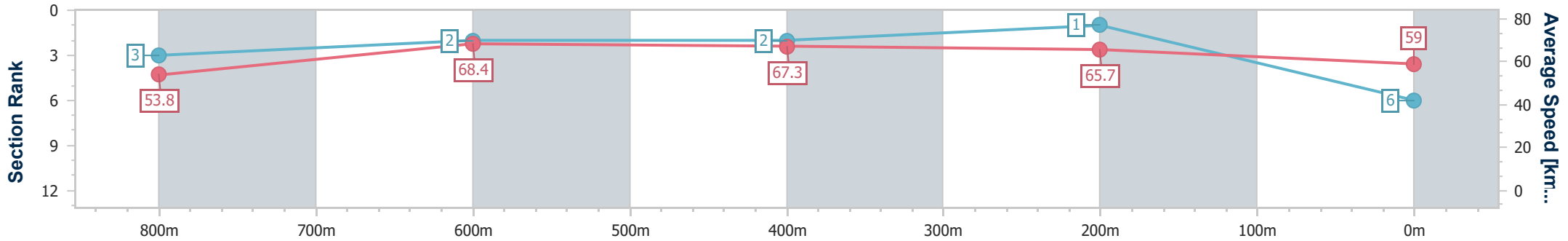


15 April 2023 - 11:43

Track Rating: Good 4, Weather: Fine, Rail Position: +3m Entire Course

BRISBANE RACING CLUB

Section	Overall	800m	600m	400m	200m
Section Times	0:57.72 [6] (0:13.43)	0:44.29 [3] (0:10.49)	0:33.80 [2] (0:10.64)	0:23.16 [2] (0:10.96)	0:12.20 [1] (0:12.20)
Average Speed [km/h]	53.8	68.4	67.3	65.7	59.0
Top Speed [km/h]	68.7	69.2	68.9	67.2	63.7
Avg. Dist. to Rail [m]	1.6	0.5	1.2	0.7	2.5
Avg. Stride Freq. [Hz]	2.3	2.1	2.4	1.9	2.3
Avg. Stride Length [m]	6.6	8.8	7.7	9.4	7.0



- [] Ranking at each section and finish
- .-.- No data available at this section
- NA No data available



Horse/Jockey Name	Enabler
Final Rank	7
Fastest Section Time (Section)	0:10.60 (800m)
Top Speed [km/h] (Section)	68.2 (600m)
Race State	Finished

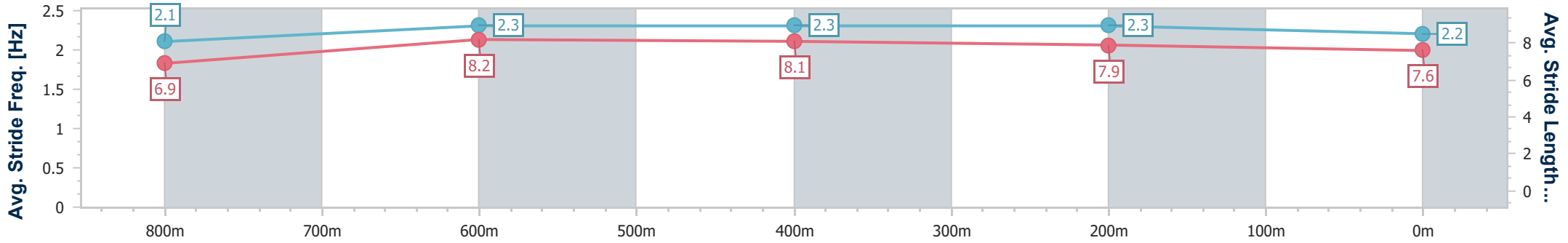
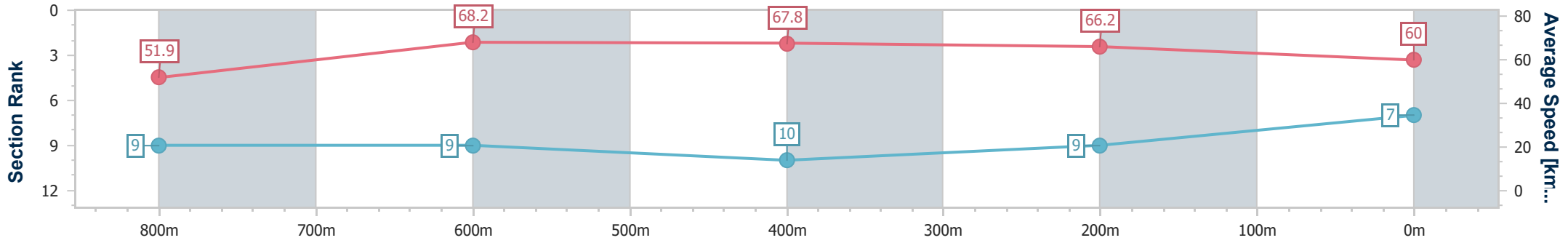


Eagle Farm QLD Professional
 Race 1: BAKERS REFRIGERATION BENCHMARK 78 Handicap
 - 1000m
 15 April 2023 - 11:43
 Track Rating: Good 4, Weather: Fine, Rail Position: +3m Entire Course



BRISBANE
 RACING CLUB

Section	Overall	800m	600m	400m	200m
Section Times	0:57.97 [7] (0:13.91)	0:44.06 [9] (0:10.60)	0:33.46 [9] (0:10.60)	0:22.86 [10] (0:10.88)	0:11.98 [9] (0:11.98)
Average Speed [km/h]	51.9	68.2	67.8	66.2	60.0
Top Speed [km/h]	66.8	68.0	68.2	68.2	63.6
Avg. Dist. to Rail [m]	2.7	0.6	0.4	1.2	3.1
Avg. Stride Freq. [Hz]	2.1	2.3	2.3	2.3	2.2
Avg. Stride Length [m]	6.9	8.2	8.1	7.9	7.6



- [] Ranking at each section and finish
- .-.- No data available at this section
- NA No data available



Horse/Jockey Name	Kavak
Final Rank	8
Fastest Section Time (Section)	0:10.63 (800m)
Top Speed [km/h] (Section)	68.8 (800m)
Race State	Finished



Eagle Farm QLD Professional
Race 1: BAKERS REFRIGERATION BENCHMARK 78 Handicap - 1000m

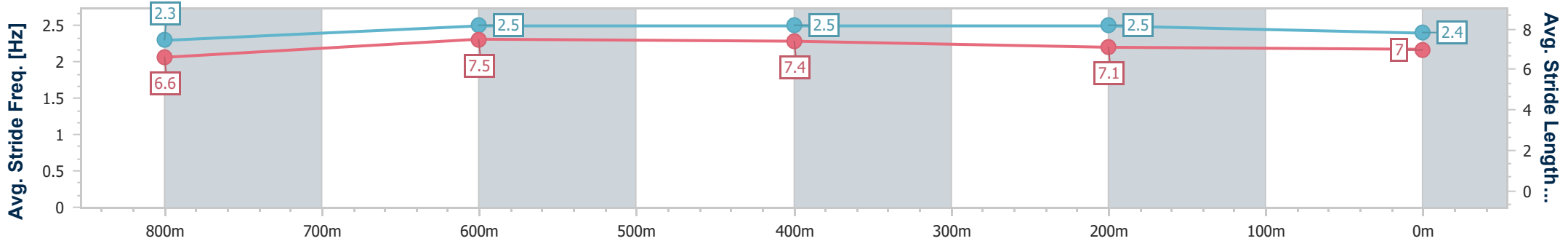
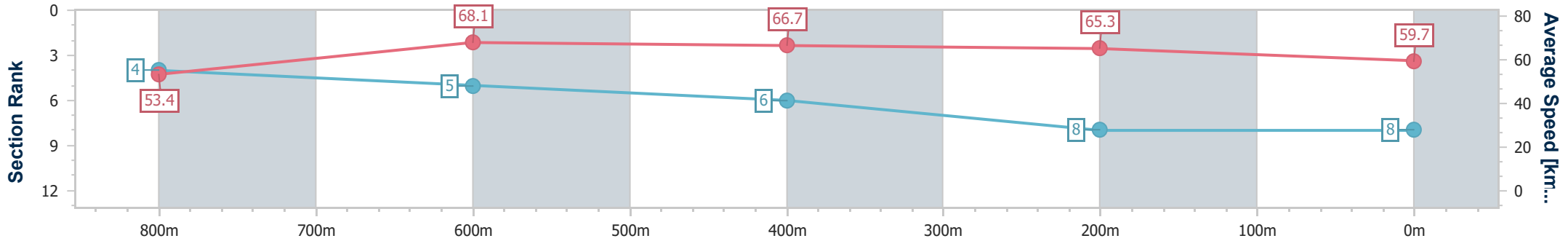


15 April 2023 - 11:43

Track Rating: Good 4, Weather: Fine, Rail Position: +3m Entire Course

BRISBANE RACING CLUB

Section	Overall	800m	600m	400m	200m
Section Times	0:58.11 [8] (0:13.53)	0:44.58 [4] (0:10.63)	0:33.95 [5] (0:10.85)	0:23.10 [6] (0:11.05)	0:12.05 [8] (0:12.05)
Average Speed [km/h]	53.4	68.1	66.7	65.3	59.7
Top Speed [km/h]	67.9	68.8	67.5	66.7	62.9
Avg. Dist. to Rail [m]	1.4	0.8	1.5	2.5	4.5
Avg. Stride Freq. [Hz]	2.3	2.5	2.5	2.5	2.4
Avg. Stride Length [m]	6.6	7.5	7.4	7.1	7.0



- [] Ranking at each section and finish
- .-.- No data available at this section
- NA No data available



Horse/Jockey Name	I Promise You
Final Rank	9
Fastest Section Time (Section)	0:10.73 (800m)
Top Speed [km/h] (Section)	68.7 (800m)
Race State	Finished



Eagle Farm QLD Professional
Race 1: BAKERS REFRIGERATION BENCHMARK 78 Handicap - 1000m

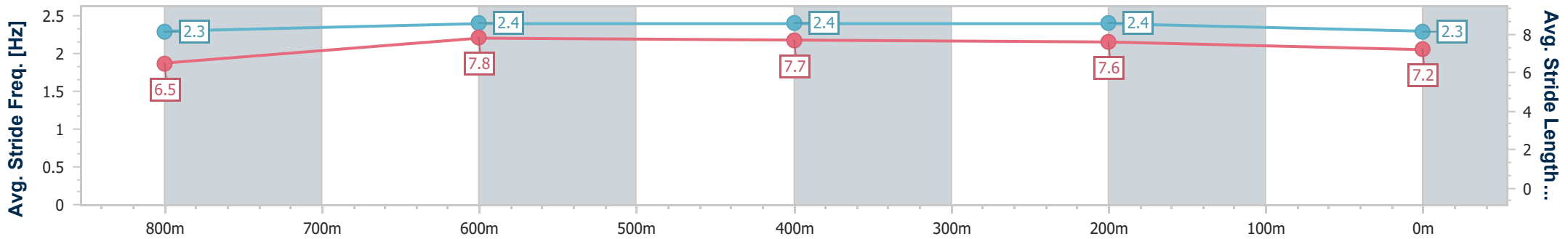
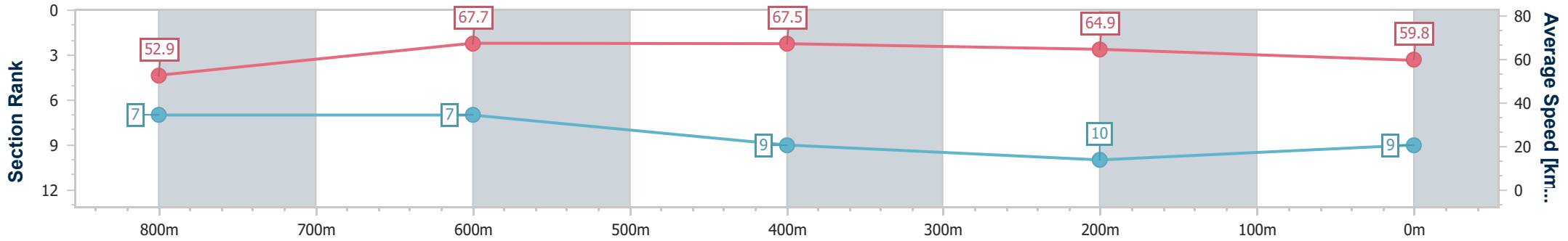


15 April 2023 - 11:43

Track Rating: Good 4, Weather: Fine, Rail Position: +3m Entire Course

BRISBANE RACING CLUB

Section	Overall	800m	600m	400m	200m
Section Times	0:58.28 [9] (0:13.69)	0:44.59 [7] (0:10.73)	0:33.86 [7] (0:10.73)	0:23.13 [9] (0:11.09)	0:12.04 [10] (0:12.04)
Average Speed [km/h]	52.9	67.7	67.5	64.9	59.8
Top Speed [km/h]	67.5	68.7	68.5	68.1	63.2
Avg. Dist. to Rail [m]	3.6	1.9	1.4	4.2	4.6
Avg. Stride Freq. [Hz]	2.3	2.4	2.4	2.4	2.3
Avg. Stride Length [m]	6.5	7.8	7.7	7.6	7.2



- [] Ranking at each section and finish
- .-.- No data available at this section
- NA No data available



Horse/Jockey Name	Never Paid
Final Rank	10
Fastest Section Time (Section)	0:10.21 (800m)
Top Speed [km/h] (Section)	72.7 (800m)
Race State	Finished



Eagle Farm QLD Professional
Race 1: BAKERS REFRIGERATION BENCHMARK 78 Handicap - 1000m

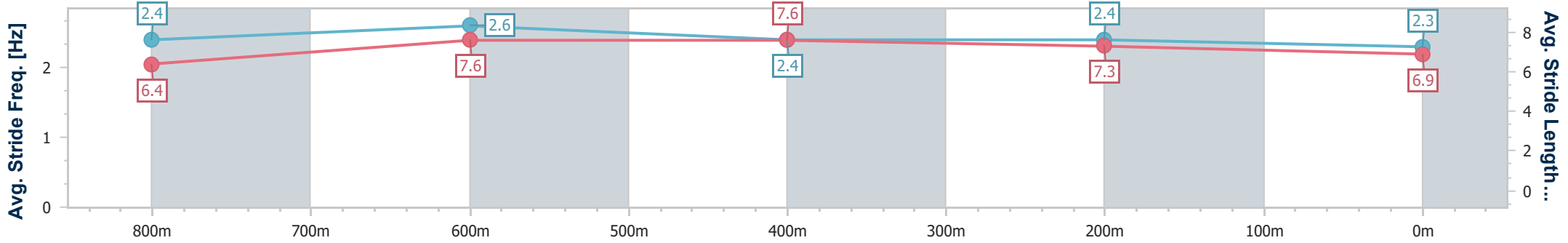
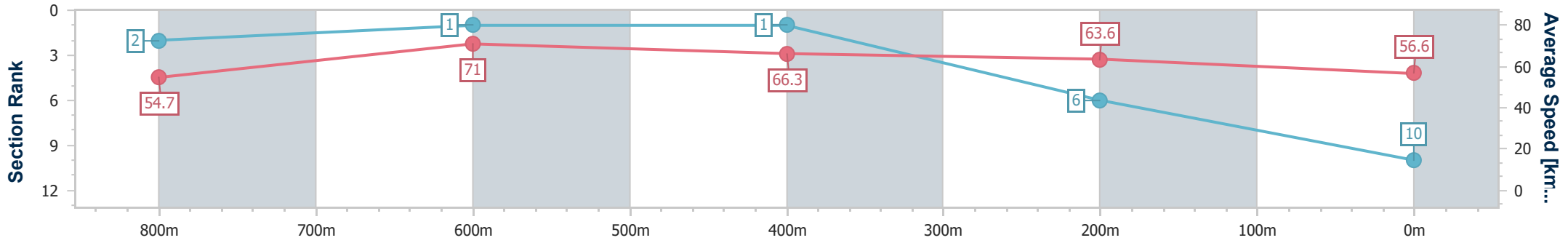


15 April 2023 - 11:43

Track Rating: Good 4, Weather: Fine, Rail Position: +3m Entire Course

BRISBANE RACING CLUB

Section	Overall	800m	600m	400m	200m
Section Times	0:58.40 [10] (0:13.31)	0:45.09 [2] (0:10.21)	0:34.88 [1] (0:10.81)	0:24.07 [1] (0:11.33)	0:12.74 [6] (0:12.74)
Average Speed [km/h]	54.7	71.0	66.3	63.6	56.6
Top Speed [km/h]	72.5	72.7	67.3	65.8	60.3
Avg. Dist. to Rail [m]	7.5	1.6	0.8	0.9	0.8
Avg. Stride Freq. [Hz]	2.4	2.6	2.4	2.4	2.3
Avg. Stride Length [m]	6.4	7.6	7.6	7.3	6.9



- [] Ranking at each section and finish
- .-.- No data available at this section
- NA No data available



Horse/Jockey Name	Genzai The Wolf
Final Rank	11
Fastest Section Time (Section)	0:10.63 (600m)
Top Speed [km/h] (Section)	69.2 (600m)
Race State	Finished



Eagle Farm QLD Professional
Race 1: BAKERS REFRIGERATION BENCHMARK 78 Handicap - 1000m

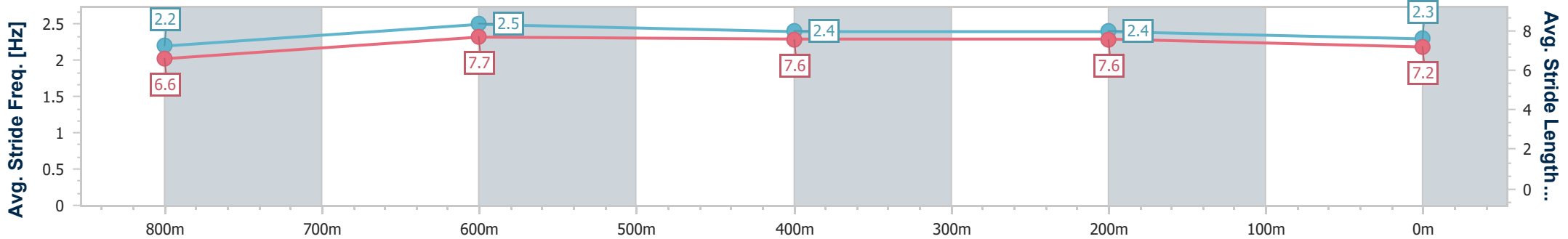
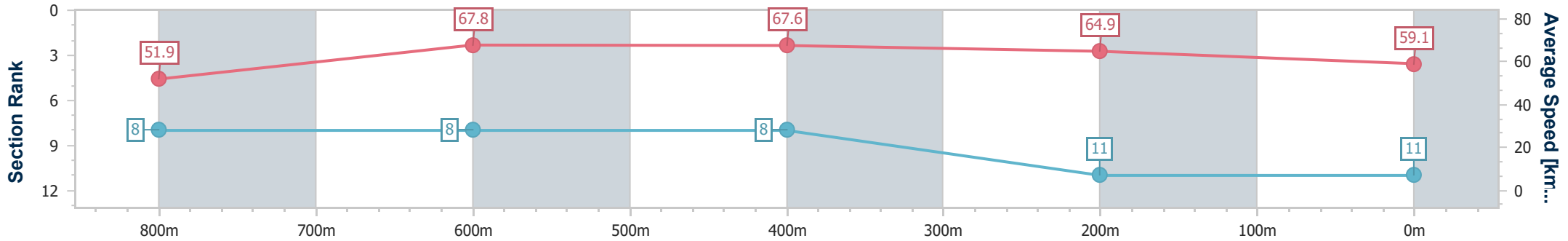


15 April 2023 - 11:43

Track Rating: Good 4, Weather: Fine, Rail Position: +3m Entire Course

BRISBANE RACING CLUB

Section	Overall	800m	600m	400m	200m
Section Times	0:58.51 [11] (0:13.91)	0:44.60 [8] (0:10.67)	0:33.93 [8] (0:10.63)	0:23.30 [8] (0:11.14)	0:12.16 [11] (0:12.16)
Average Speed [km/h]	51.9	67.8	67.6	64.9	59.1
Top Speed [km/h]	67.6	69.1	69.2	67.1	63.1
Avg. Dist. to Rail [m]	3.8	1.0	0.5	2.1	1.2
Avg. Stride Freq. [Hz]	2.2	2.5	2.4	2.4	2.3
Avg. Stride Length [m]	6.6	7.7	7.6	7.6	7.2



- [] Ranking at each section and finish
- .-.- No data available at this section
- NA No data available