

16 April 2023 - 13:47

Track Rating: Good 4, Weather: Fine, Rail Position: +8m

Section		Overall	1400m	1200m	1000m	800m	600m	400m	Last 600m				
Field Times		1:39.02 (0:12.47)	1:26.55 (0:12.50)	1:14.05 (0:12.51)	1:01.54 (0:13.25)	0:48.29 (0:13.61)	0:34.68 (0:12.64)	0:22.04 (0:10.84)	0:34.68				
Rank	TAB Horse/Jockey	Barrier	Top Speed [km/h]	Fastest Section									Distance Travelled [m]
1	1 ATLANTIC EAGLE Kyle Wilson-Taylor	5	68.0 400m	0:10.79 400m	1:39.02 [1] (0:12.80)	1:26.22 [4] (0:12.29)	1:13.93 [2] (0:12.55)	1:01.38 [2] (0:13.23)	0:48.15 [2] (0:13.56)	0:34.59 [2] (0:12.60)	0:21.99 [3] (0:10.79)	0:34.59	
2	8 SEEFELD Mark Du Plessis	6	68.0 400m	0:10.76 400m	1:39.25 [2] (0:12.82)	1:26.43 [5] (0:12.77)	1:13.66 [5] (0:12.47)	1:01.19 [4] (0:13.07)	0:48.12 [3] (0:13.59)	0:34.53 [3] (0:12.45)	0:22.08 [5] (0:10.76)	0:34.53	-4
3	4 BETTER EXPLAIN Brodie Loy	1	67.8 400m	0:10.83 400m	1:39.53 [3] (0:12.61)	1:26.92 [2] (0:12.68)	1:14.24 [3] (0:12.64)	1:01.60 [3] (0:13.22)	0:48.38 [4] (0:13.58)	0:34.80 [4] (0:12.38)	0:22.42 [4] (0:10.83)	0:34.80	-2
4	3 ASWAAT Jake Bayliss	7	66.9 400m	0:10.89 400m	1:39.56 [4] (0:13.08)	1:26.48 [6] (0:12.68)	1:13.80 [6] (0:12.63)	1:01.17 [6] (0:12.95)	0:48.22 [5] (0:13.58)	0:34.64 [5] (0:12.13)	0:22.51 [2] (0:10.89)	0:34.64	+0
5	6 ABAN Jim Byrne	2	65.8 400m	0:11.17 400m	1:39.70 [5] (0:12.47)	1:27.23 [1] (0:12.50)	1:14.73 [1] (0:12.51)	1:02.22 [1] (0:13.25)	0:48.97 [1] (0:13.61)	0:35.36 [1] (0:12.64)	0:22.72 [1] (0:11.17)	0:35.36	-4
6	5 CHANEL Morgan Butler	3	65.2 400m	0:11.28 400m	1:41.15 [6] (0:12.79)	1:28.36 [3] (0:12.70)	1:15.66 [4] (0:12.66)	1:03.00 [5] (0:13.22)	0:49.78 [6] (0:13.62)	0:36.16 [6] (0:12.39)	0:23.77 [6] (0:11.28)	0:36.16	+4

Scratched: Moveitmoveit (#2), Kowloon Gem (#7)



Sunshine Coast QLD Professional
Race 2: CMBM TOOWOOMBA Class 3 Handicap - 1600m
 16 April 2023 - 13:47



Track Rating: Good 4, Weather: Fine, Rail Position: +8m

Section							200m			Last 600m
Field Times							0:11.20			0:34.68
							(0:11.20)			
Rank	TAB	Horse/Jockey	Barrier	Top Speed [km/h]	Fastest Section	Margin			Distance Travelled [m]	
1	1	ATLANTIC EAGLE Kyle Wilson-Taylor	5	68.0 400m	0:10.79 400m	0:11.20 [1] (0:11.20)	1:39.02		0:34.59	
2	8	SEEFELD Mark Du Plessis	6	68.0 400m	0:10.76 400m	0:11.32 [2] (0:11.32)	1.3L		0:34.53 -4	
3	4	BETTER EXPLAIN Brodie Loy	1	67.8 400m	0:10.83 400m	0:11.59 [4] (0:11.59)	2.8L		0:34.80 -2	
4	3	ASWAAT Jake Bayliss	7	66.9 400m	0:10.89 400m	0:11.62 [3] (0:11.62)	2.9L		0:34.64 +0	
5	6	ABAN Jim Byrne	2	65.8 400m	0:11.17 400m	0:11.55 [5] (0:11.55)	3.7L		0:35.36 -4	
6	5	CHANEL Morgan Butler	3	65.2 400m	0:11.28 400m	0:12.49 [6] (0:12.49)	12.2L		0:36.16 +4	

Scratched: Moveitmoveit (#2), Kowloon Gem (#7)

[] Ranking at each section and finish
 -:-:- No data available at this section
 NA No data available

SCN Saddle cloth number
 DNF Did not finish
 DNT Did not track



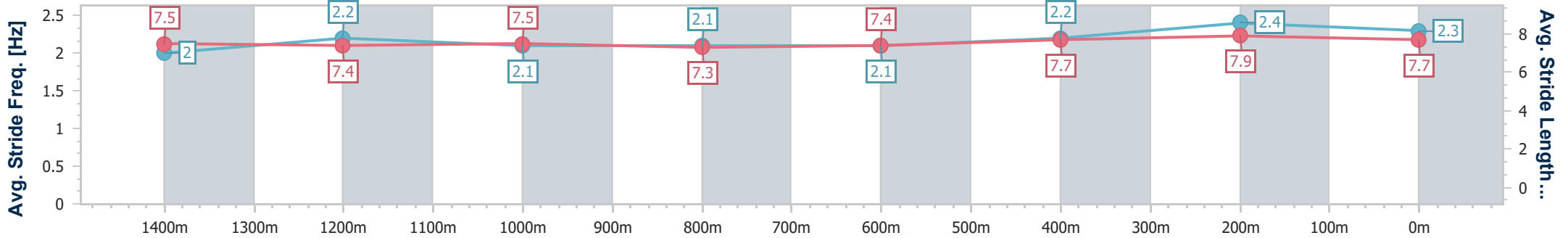
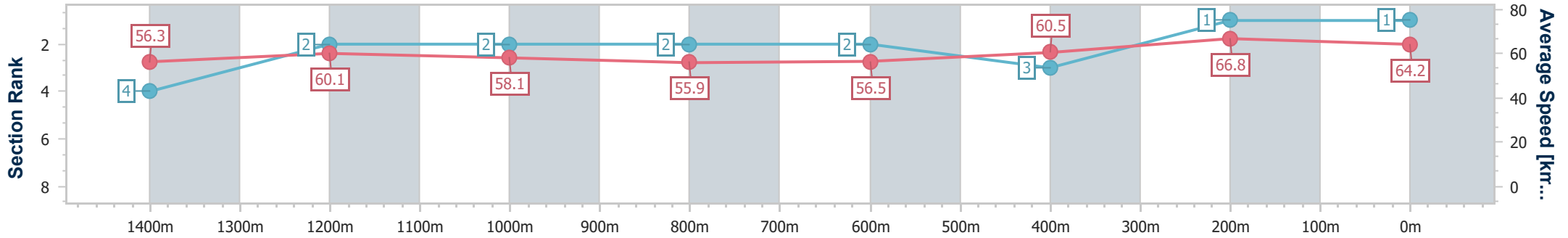
Horse/Jockey Name	Atlantic Eagle
Final Rank	1
Fastest Section Time (Section)	0:10.79 (400m)
Top Speed [km/h] (Section)	68.0 (400m)
Race State	Finished



Sunshine Coast QLD Professional
 Race 2: CMBM TOOWOOMBA Class 3 Handicap - 1600m
 16 April 2023 - 13:47
 Track Rating: Good 4, Weather: Fine, Rail Position: +8m



Section	Overall	1400m	1200m	1000m	800m	600m	400m	200m
Section Times	1:39.02 [1] (0:12.80)	1:26.22 [4] (0:12.29)	1:13.93 [2] (0:12.55)	1:01.38 [2] (0:13.23)	0:48.15 [2] (0:13.56)	0:34.59 [2] (0:12.60)	0:21.99 [3] (0:10.79)	0:11.20 [1] (0:11.20)
Average Speed [km/h]	56.3	60.1	58.1	55.9	56.5	60.5	66.8	64.2
Top Speed [km/h]	62.2	63.1	59.5	56.5	58.3	63.6	68.0	66.5
Avg. Dist. to Rail [m]	13.1	12.0	11.4	11.2	10.6	9.8	11.1	10.2
Avg. Stride Freq. [Hz]	2.0	2.2	2.1	2.1	2.1	2.2	2.4	2.3
Avg. Stride Length [m]	7.5	7.4	7.5	7.3	7.4	7.7	7.9	7.7



- [] Ranking at each section and finish
- .-.- No data available at this section
- NA No data available



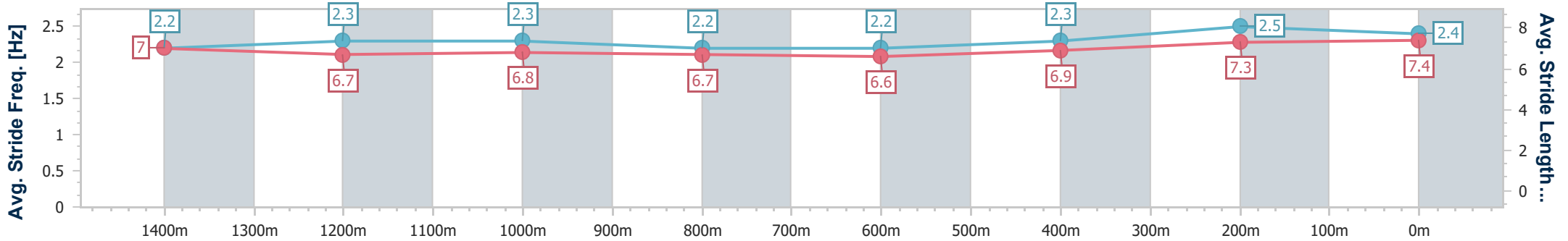
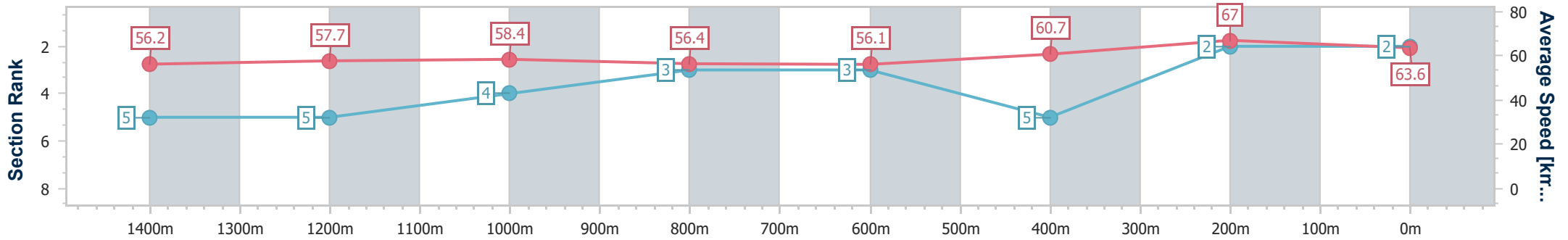
Horse/Jockey Name	Seefeld
Final Rank	2
Fastest Section Time (Section)	0:10.76 (400m)
Top Speed [km/h] (Section)	68.0 (400m)
Race State	Finished



Sunshine Coast QLD Professional
 Race 2: CMBM TOOWOOMBA Class 3 Handicap - 1600m
 16 April 2023 - 13:47
 Track Rating: Good 4, Weather: Fine, Rail Position: +8m



Section	Overall	1400m	1200m	1000m	800m	600m	400m	200m
Section Times	1:39.25 [2] (0:12.82)	1:26.43 [5] (0:12.77)	1:13.66 [5] (0:12.47)	1:01.19 [4] (0:13.07)	0:48.12 [3] (0:13.59)	0:34.53 [3] (0:12.45)	0:22.08 [5] (0:10.76)	0:11.32 [2] (0:11.32)
Average Speed [km/h]	56.2	57.7	58.4	56.4	56.1	60.7	67.0	63.6
Top Speed [km/h]	60.3	59.0	60.2	57.6	57.8	65.8	68.0	66.0
Avg. Dist. to Rail [m]	11.9	10.3	10.3	10.2	9.5	8.3	8.9	9.9
Avg. Stride Freq. [Hz]	2.2	2.3	2.3	2.2	2.2	2.3	2.5	2.4
Avg. Stride Length [m]	7.0	6.7	6.8	6.7	6.6	6.9	7.3	7.4



- [] Ranking at each section and finish
- .-.- No data available at this section
- NA No data available



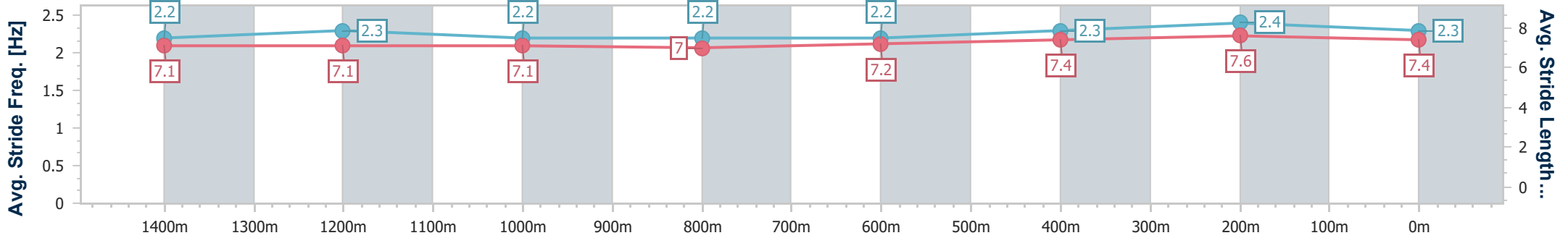
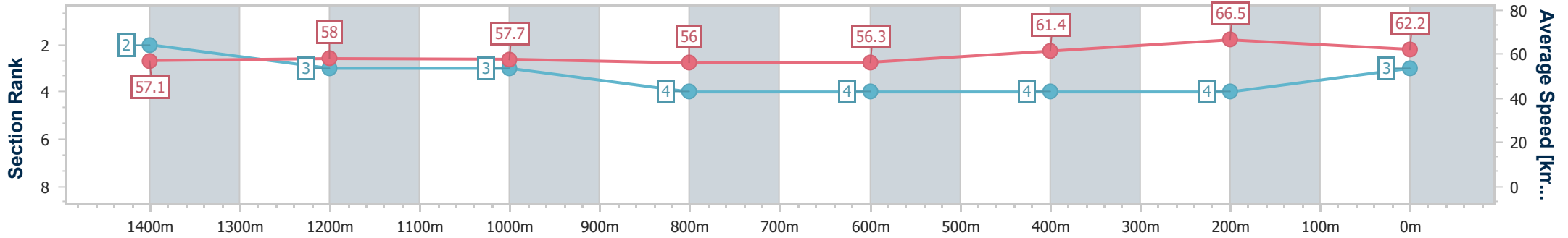
Horse/Jockey Name	Better Explain
Final Rank	3
Fastest Section Time (Section)	0:10.83 (400m)
Top Speed [km/h] (Section)	67.8 (400m)
Race State	Finished



Sunshine Coast QLD Professional
 Race 2: CMBM TOOWOOMBA Class 3 Handicap - 1600m
 16 April 2023 - 13:47
 Track Rating: Good 4, Weather: Fine, Rail Position: +8m



Section	Overall	1400m	1200m	1000m	800m	600m	400m	200m
Section Times	1:39.53 [3] (0:12.61)	1:26.92 [2] (0:12.68)	1:14.24 [3] (0:12.64)	1:01.60 [3] (0:13.22)	0:48.38 [4] (0:13.58)	0:34.80 [4] (0:12.38)	0:22.42 [4] (0:10.83)	0:11.59 [4] (0:11.59)
Average Speed [km/h]	57.1	58.0	57.7	56.0	56.3	61.4	66.5	62.2
Top Speed [km/h]	59.4	59.1	59.3	57.0	57.8	65.4	67.8	65.9
Avg. Dist. to Rail [m]	9.8	9.7	11.1	11.2	10.2	9.4	12.4	12.7
Avg. Stride Freq. [Hz]	2.2	2.3	2.2	2.2	2.2	2.3	2.4	2.3
Avg. Stride Length [m]	7.1	7.1	7.1	7.0	7.2	7.4	7.6	7.4



- [] Ranking at each section and finish
- .-.- No data available at this section
- NA No data available



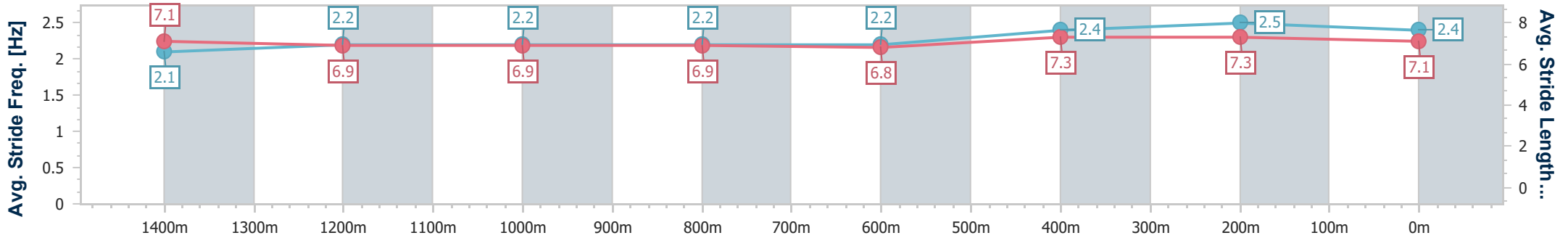
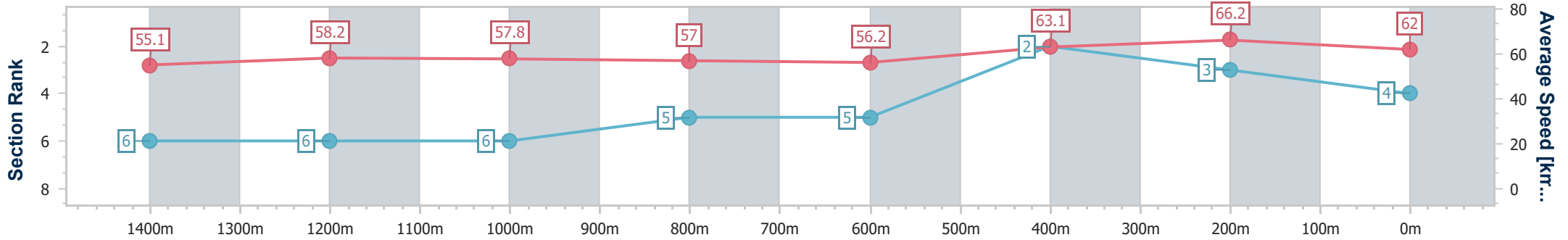
Horse/Jockey Name	Aswaat
Final Rank	4
Fastest Section Time (Section)	0:10.89 (400m)
Top Speed [km/h] (Section)	66.9 (400m)
Race State	Finished



Sunshine Coast QLD Professional
 Race 2: CMBM TOOWOOMBA Class 3 Handicap - 1600m
 16 April 2023 - 13:47
 Track Rating: Good 4, Weather: Fine, Rail Position: +8m



Section	Overall	1400m	1200m	1000m	800m	600m	400m	200m
Section Times	1:39.56 [4] (0:13.08)	1:26.48 [6] (0:12.68)	1:13.80 [6] (0:12.63)	1:01.17 [6] (0:12.95)	0:48.22 [5] (0:13.58)	0:34.64 [5] (0:12.13)	0:22.51 [2] (0:10.89)	0:11.62 [3] (0:11.62)
Average Speed [km/h]	55.1	58.2	57.8	57.0	56.2	63.1	66.2	62.0
Top Speed [km/h]	60.8	61.1	59.6	59.2	58.2	66.3	66.9	64.8
Avg. Dist. to Rail [m]	14.5	11.4	11.4	10.3	9.8	10.8	13.9	14.2
Avg. Stride Freq. [Hz]	2.1	2.2	2.2	2.2	2.2	2.4	2.5	2.4
Avg. Stride Length [m]	7.1	6.9	6.9	6.9	6.8	7.3	7.3	7.1



- [] Ranking at each section and finish
- .-.- No data available at this section
- NA No data available



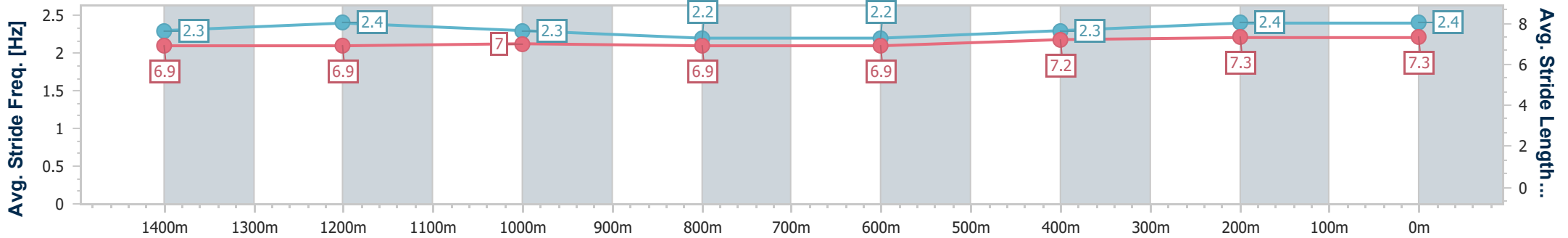
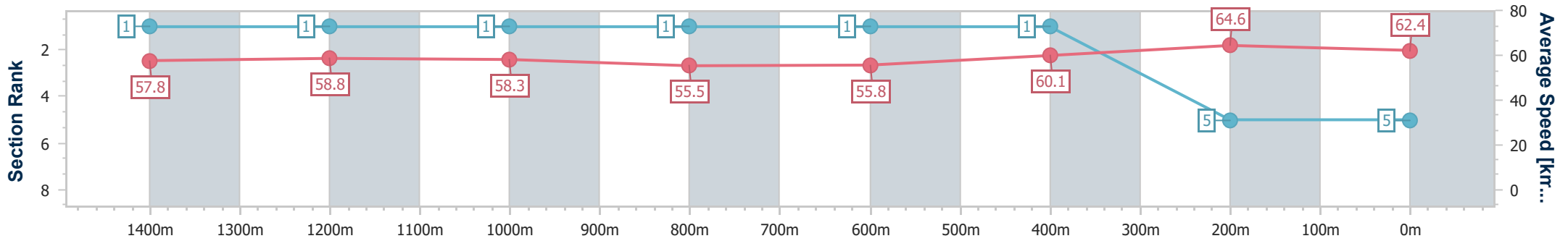
Horse/Jockey Name	Aban
Final Rank	5
Fastest Section Time (Section)	0:11.17 (400m)
Top Speed [km/h] (Section)	65.8 (400m)
Race State	Finished



Sunshine Coast QLD Professional
 Race 2: CMBM TOOWOOMBA Class 3 Handicap - 1600m
 16 April 2023 - 13:47
 Track Rating: Good 4, Weather: Fine, Rail Position: +8m



Section	Overall	1400m	1200m	1000m	800m	600m	400m	200m
Section Times	1:39.70 [5] (0:12.47)	1:27.23 [1] (0:12.50)	1:14.73 [1] (0:12.51)	1:02.22 [1] (0:13.25)	0:48.97 [1] (0:13.61)	0:35.36 [1] (0:12.64)	0:22.72 [1] (0:11.17)	0:11.55 [5]
Average Speed [km/h]	57.8	58.8	58.3	55.5	55.8	60.1	64.6	62.4
Top Speed [km/h]	60.5	60.7	59.0	57.1	58.0	62.5	65.8	64.5
Avg. Dist. to Rail [m]	11.4	10.2	9.3	9.2	9.2	9.2	10.7	11.0
Avg. Stride Freq. [Hz]	2.3	2.4	2.3	2.2	2.2	2.3	2.4	2.4
Avg. Stride Length [m]	6.9	6.9	7.0	6.9	6.9	7.2	7.3	7.3



- [] Ranking at each section and finish
- .-.- No data available at this section
- NA No data available



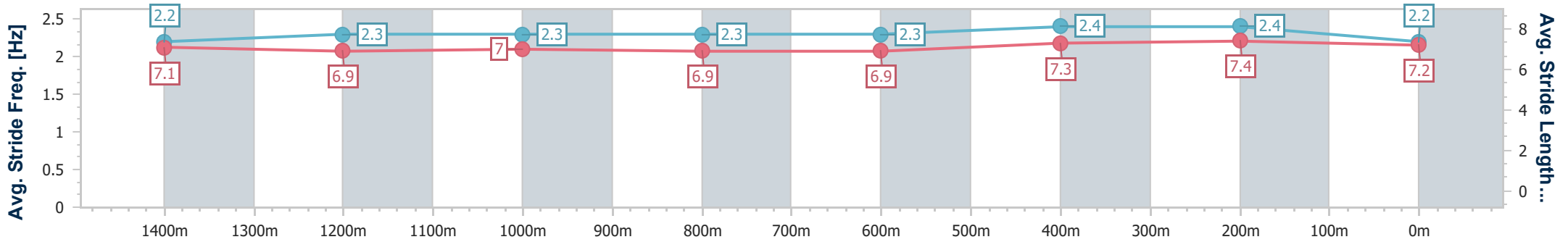
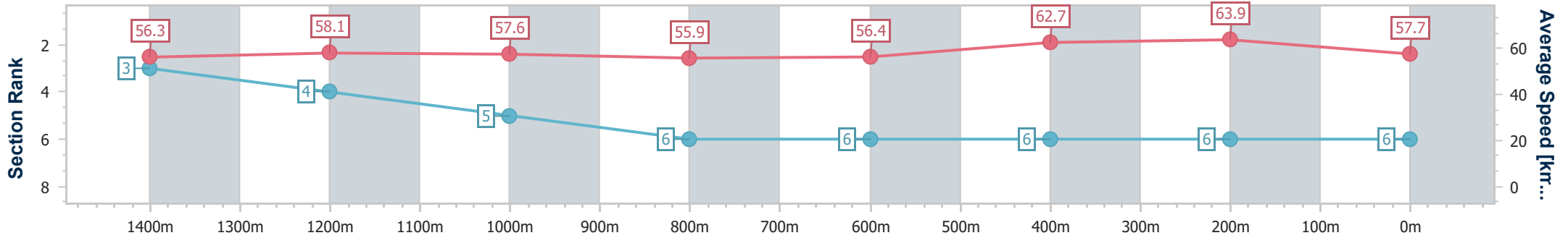
Horse/Jockey Name	Chanel
Final Rank	6
Fastest Section Time (Section)	0:11.28 (400m)
Top Speed [km/h] (Section)	65.2 (400m)
Race State	Finished



Sunshine Coast QLD Professional
 Race 2: CMBM TOOWOOMBA Class 3 Handicap - 1600m
 16 April 2023 - 13:47
 Track Rating: Good 4, Weather: Fine, Rail Position: +8m



Section	Overall	1400m	1200m	1000m	800m	600m	400m	200m
Section Times	1:41.15 [6] (0:12.79)	1:28.36 [3] (0:12.70)	1:15.66 [4] (0:12.66)	1:03.00 [5] (0:13.22)	0:49.78 [6] (0:13.62)	0:36.16 [6] (0:12.39)	0:23.77 [6] (0:11.28)	0:12.49 [6] (0:12.49)
Average Speed [km/h]	56.3	58.1	57.6	55.9	56.4	62.7	63.9	57.7
Top Speed [km/h]	61.3	61.3	59.4	57.1	59.1	63.9	65.2	61.9
Avg. Dist. to Rail [m]	11.5	10.5	10.9	11.0	11.4	13.3	13.9	11.5
Avg. Stride Freq. [Hz]	2.2	2.3	2.3	2.3	2.3	2.4	2.4	2.2
Avg. Stride Length [m]	7.1	6.9	7.0	6.9	6.9	7.3	7.4	7.2



- [] Ranking at each section and finish
- .-.- No data available at this section
- NA No data available