



# Doomben QLD Professional

## Race 1: XXXX DRY QTIS Two-Year-Old Handicap - 1200m

22 April 2023 - 11:33



BRISBANE  
RACING CLUB

Track Rating: Good 4, Weather: Fine, Rail Position: +3m Entire

Section													Last 600m	
Field Times		Overall	1000m	800m	600m	400m	200m						0:34.97	
		1:10.15 (0:13.17)	0:56.98 (0:10.72)	0:46.26 (0:11.29)	0:34.97 (0:11.70)	0:23.27 (0:11.28)	0:11.99 (0:11.99)							
Rank	TAB	Horse/Jockey	Barrier	Top Speed [km/h]	Fastest Section							Margin	Distance Travelled [m]	
1	2	<b>RUSSIAN ALLIANCE</b>	7	67.8	0:10.89	1:10.15 [1]	0:56.56 [6]	0:45.55 [7]	0:34.04 [6]	0:22.23 [7]	0:11.34 [5]	1:10.15	0:34.04	
		Larry Cassidy		Overall	400m	(0:13.59)	(0:11.01)	(0:11.51)	(0:11.81)	(0:10.89)	(0:11.34)			
2	11	<b>SALT LAKE BETTY</b>	11	69.8	0:10.72	1:10.36 [2]	0:57.19 [1]	0:46.47 [1]	0:35.18 [1]	0:23.48 [1]	0:12.20 [1]	1.24L	0:35.18	-2
		Damien Thornton		Overall	1000m	(0:13.17)	(0:10.72)	(0:11.29)	(0:11.70)	(0:11.28)	(0:12.20)			
3	9	<b>BRAVE AGENDA</b>	5	69.1	0:10.92	1:10.62 [3]	0:57.28 [2]	0:46.36 [4]	0:34.86 [5]	0:23.22 [5]	0:11.89 [6]	2.76L	0:34.86	-5
		Angela Jones		1000m	1000m	(0:13.34)	(0:10.92)	(0:11.50)	(0:11.64)	(0:11.33)	(0:11.89)			
4	3	<b>NORTH OF ELI</b>	1	67.9	0:10.81	1:10.75 [4]	0:57.32 [4]	0:46.51 [3]	0:35.15 [3]	0:23.56 [3]	0:12.29 [2]	3.52L	0:35.15	-5
		Ben Thompson		1000m	1000m	(0:13.43)	(0:10.81)	(0:11.36)	(0:11.59)	(0:11.27)	(0:12.29)			
5	7	<b>MINTO'S D'ORO</b>	3	68.4	0:10.90	1:10.98 [5]	0:57.41 [5]	0:46.51 [5]	0:35.08 [4]	0:23.47 [4]	0:12.31 [3]	4.87L	0:35.08	-5
		Mark Du Plessis		1000m	1000m	(0:13.57)	(0:10.90)	(0:11.43)	(0:11.61)	(0:11.16)	(0:12.31)			
6	1	<b>SHAMEDY</b>	10	69.1	0:10.63	1:11.10 [6]	0:57.73 [3]	0:47.10 [2]	0:35.76 [2]	0:24.03 [2]	0:12.46 [4]	5.59L	0:35.76	-2
		Les Tilley		1000m	1000m	(0:13.37)	(0:10.63)	(0:11.34)	(0:11.73)	(0:11.57)	(0:12.46)			
7	4	<b>OCEANS OF ENERGY</b>	9	67.1	0:10.99	1:11.28 [7]	0:57.23 [9]	0:46.24 [10]	0:34.72 [10]	0:23.12 [9]	0:11.86 [8]	6.65L	0:34.72	-5
		Ashley Morgan		1000m	1000m	(0:14.05)	(0:10.99)	(0:11.52)	(0:11.60)	(0:11.26)	(0:11.86)			
8	6	<b>FREEMAN</b>	8	68.3	0:10.90	1:11.49 [8]	0:57.39 [10]	0:46.49 [9]	0:34.92 [9]	0:23.27 [8]	0:12.01 [7]	7.86L	0:34.92	-4
		Samantha Collett		1000m	1000m	(0:14.10)	(0:10.90)	(0:11.57)	(0:11.65)	(0:11.26)	(0:12.01)			
9	10	<b>KEYBOARD</b>	2	67.2	0:10.89	1:12.34 [9]	0:58.79 [7]	0:47.90 [6]	0:36.35 [7]	0:24.68 [6]	0:12.95 [9]	12.86L	0:36.35	-5
		Tegan Harrison		1000m	1000m	(0:13.55)	(0:10.89)	(0:11.55)	(0:11.67)	(0:11.73)	(0:12.95)			
10	8	<b>PARA PARK CHANCE</b>	6	66.5	0:10.98	1:12.47 [10]	0:58.63 [8]	0:47.65 [8]	0:36.15 [8]	0:24.16 [10]	0:12.26 [10]	13.65L	0:36.15	-5
		Jaden Lloyd		1000m	1000m	(0:13.84)	(0:10.98)	(0:11.50)	(0:11.99)	(0:11.90)	(0:12.26)			

Scratched: Flag Hall (#5)

Report Created: Sat 22 April 2023 11:56 GMT+10 (Note: Timing is based on position data)

Page 1/11

[ ] Ranking at each section and finish  
 -:-:- No data available at this section  
 NA No data available

SCN Saddle cloth number  
 DNF Did not finish  
 DNT Did not track

data processed by  TRIPLES DATA



Horse/Jockey Name	Russian Alliance
Final Rank	1
Fastest Section Time (Section)	0:10.89 (400m)
Top Speed [km/h] (Section)	67.8 (Overall)
Race State	Finished

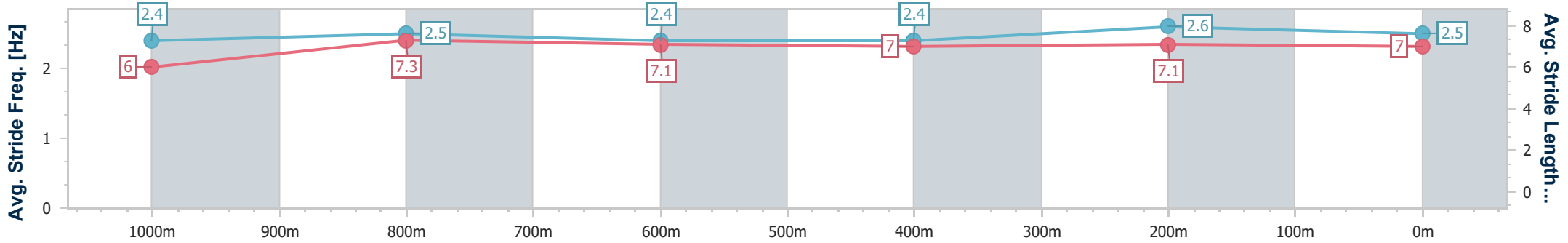
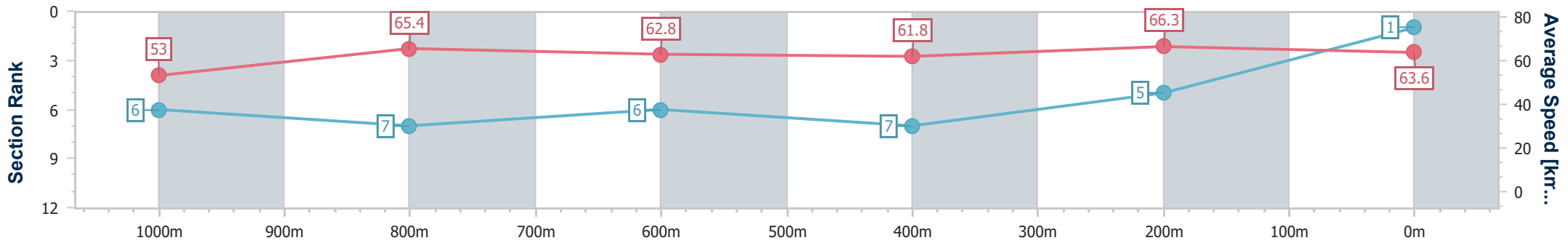


**Doomben QLD Professional**  
**Race 1: XXXX DRY QTIS Two-Year-Old Handicap - 1200m**  
 22 April 2023 - 11:33  
 Track Rating: Good 4, Weather: Fine, Rail Position: +3m Entire



BRISBANE  
RACING CLUB

Section	Overall	1000m	800m	600m	400m	200m
Section Times	1:10.15 [1] (0:13.59)	0:56.56 [6] (0:11.01)	0:45.55 [7] (0:11.51)	0:34.04 [6] (0:11.81)	0:22.23 [7] (0:10.89)	0:11.34 [5] (0:11.34)
Average Speed [km/h]	53.0	65.4	62.8	61.8	66.3	63.6
Top Speed [km/h]	67.8	67.3	64.0	65.1	67.0	65.5
Avg. Dist. to Rail [m]	3.0	0.7	1.0	2.4	3.4	3.3
Avg. Stride Freq. [Hz]	2.4	2.5	2.4	2.4	2.6	2.5
Avg. Stride Length [m]	6.0	7.3	7.1	7.0	7.1	7.0



- [ ] Ranking at each section and finish
- .-.- No data available at this section
- NA No data available



Horse/Jockey Name	Salt Lake Betty
Final Rank	2
Fastest Section Time (Section)	0:10.72 (1000m)
Top Speed [km/h] (Section)	69.8 (Overall)
Race State	Finished



Doomben QLD Professional

Race 1: XXXX DRY QTIS Two-Year-Old Handicap - 1200m

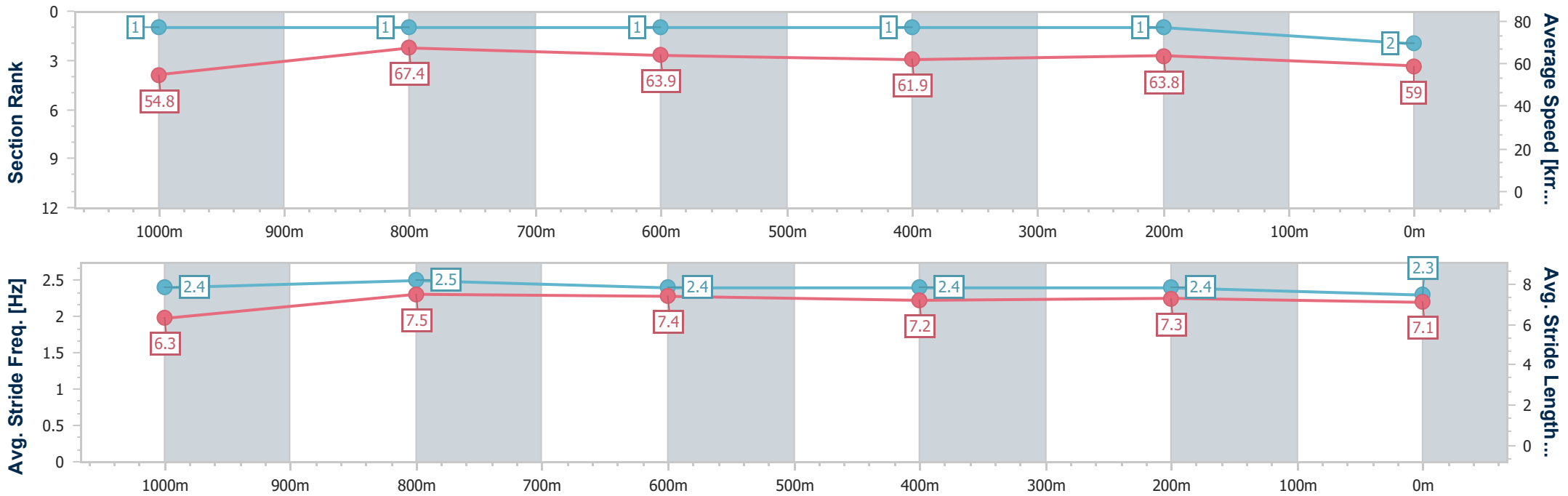
22 April 2023 - 11:33

Track Rating: Good 4, Weather: Fine, Rail Position: +3m Entire



BRISBANE RACING CLUB

Section	Overall	1000m	800m	600m	400m	200m
Section Times	1:10.36 [2] (0:13.17)	0:57.19 [1] (0:10.72)	0:46.47 [1] (0:11.29)	0:35.18 [1] (0:11.70)	0:23.48 [1] (0:11.28)	0:12.20 [1] (0:12.20)
Average Speed [km/h]	54.8	67.4	63.9	61.9	63.8	59.0
Top Speed [km/h]	69.8	69.7	65.4	63.8	65.3	63.3
Avg. Dist. to Rail [m]	8.2	1.3	0.9	0.9	0.8	1.0
Avg. Stride Freq. [Hz]	2.4	2.5	2.4	2.4	2.4	2.3
Avg. Stride Length [m]	6.3	7.5	7.4	7.2	7.3	7.1



- [ ] Ranking at each section and finish
- .-.- No data available at this section
- NA No data available



Horse/Jockey Name	Brave Agenda
Final Rank	3
Fastest Section Time (Section)	0:10.92 (1000m)
Top Speed [km/h] (Section)	69.1 (1000m)
Race State	Finished

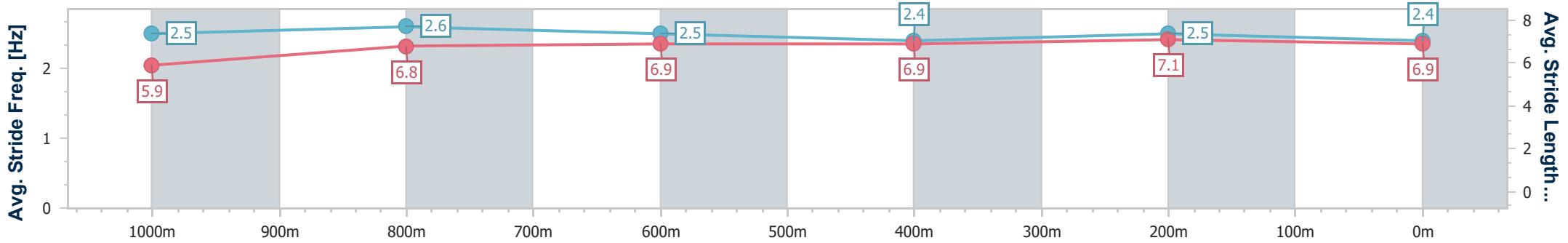
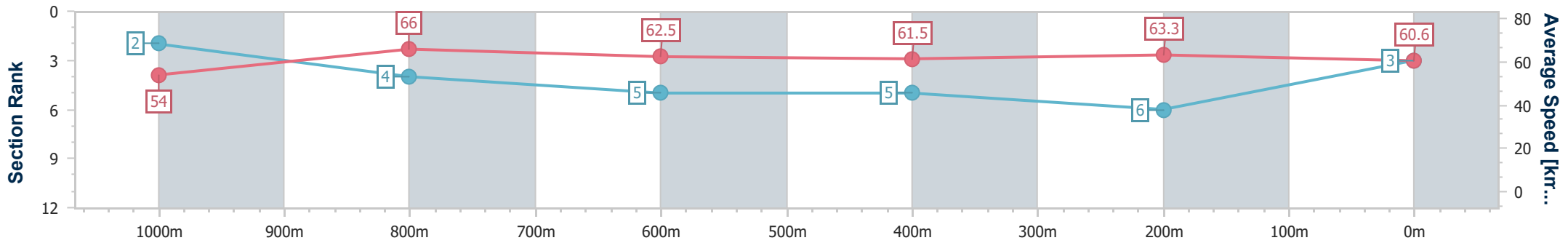


**Doomben QLD Professional**  
**Race 1: XXXX DRY QTIS Two-Year-Old Handicap - 1200m**  
 22 April 2023 - 11:33  
 Track Rating: Good 4, Weather: Fine, Rail Position: +3m Entire



BRISBANE  
RACING CLUB

Section	Overall	1000m	800m	600m	400m	200m
Section Times	1:10.62 [3] (0:13.34)	0:57.28 [2] (0:10.92)	0:46.36 [4] (0:11.50)	0:34.86 [5] (0:11.64)	0:23.22 [5] (0:11.33)	0:11.89 [6] (0:11.89)
Average Speed [km/h]	54.0	66.0	62.5	61.5	63.3	60.6
Top Speed [km/h]	68.1	69.1	64.9	63.2	64.7	63.1
Avg. Dist. to Rail [m]	2.7	0.7	0.3	1.0	1.0	0.5
Avg. Stride Freq. [Hz]	2.5	2.6	2.5	2.4	2.5	2.4
Avg. Stride Length [m]	5.9	6.8	6.9	6.9	7.1	6.9



- [ ] Ranking at each section and finish
- .-.- No data available at this section
- NA No data available



Horse/Jockey Name	North Of Eli
Final Rank	4
Fastest Section Time (Section)	0:10.81 (1000m)
Top Speed [km/h] (Section)	67.9 (1000m)
Race State	Finished

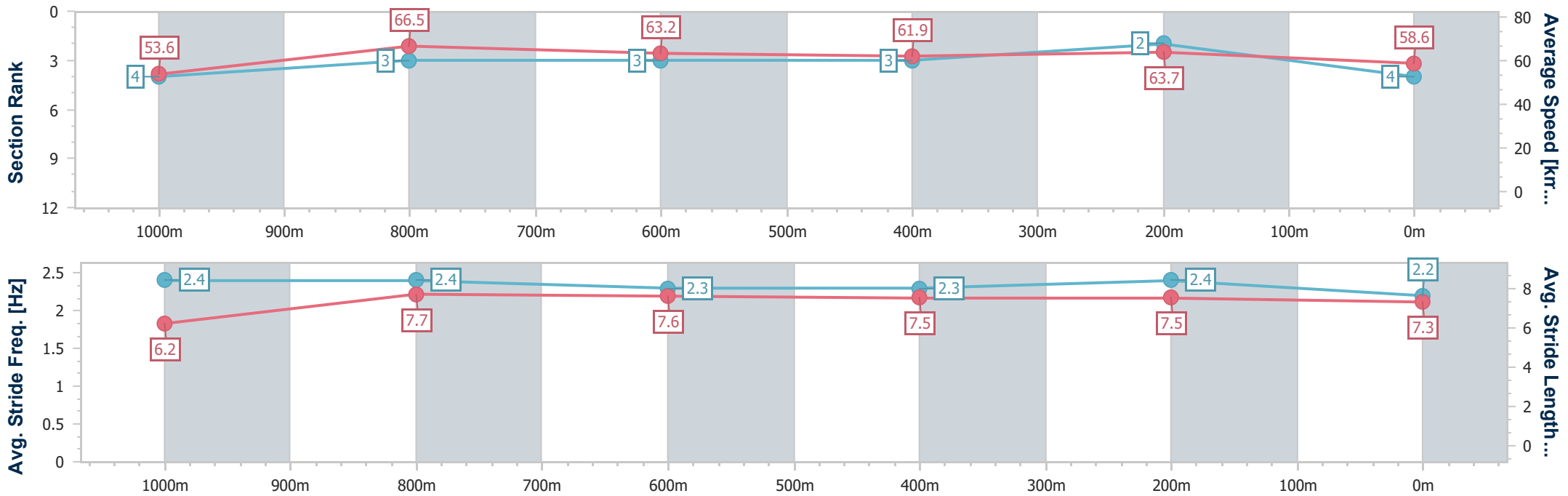


**Doomben QLD Professional**  
**Race 1: XXXX DRY QTIS Two-Year-Old Handicap - 1200m**  
 22 April 2023 - 11:33  
 Track Rating: Good 4, Weather: Fine, Rail Position: +3m Entire



BRISBANE  
RACING CLUB

Section	Overall	1000m	800m	600m	400m	200m
Section Times	1:10.75 [4] (0:13.43)	0:57.32 [4] (0:10.81)	0:46.51 [3] (0:11.36)	0:35.15 [3] (0:11.59)	0:23.56 [3] (0:11.27)	0:12.29 [2] (0:12.29)
Average Speed [km/h]	53.6	66.5	63.2	61.9	63.7	58.6
Top Speed [km/h]	67.6	67.9	64.5	63.5	66.0	62.5
Avg. Dist. to Rail [m]	0.8	0.4	0.4	1.0	0.6	0.6
Avg. Stride Freq. [Hz]	2.4	2.4	2.3	2.3	2.4	2.2
Avg. Stride Length [m]	6.2	7.7	7.6	7.5	7.5	7.3



- [ ] Ranking at each section and finish
- .-.- No data available at this section
- NA No data available



Horse/Jockey Name	Minto's D'oro
Final Rank	5
Fastest Section Time (Section)	0:10.90 (1000m)
Top Speed [km/h] (Section)	68.4 (1000m)
Race State	Finished

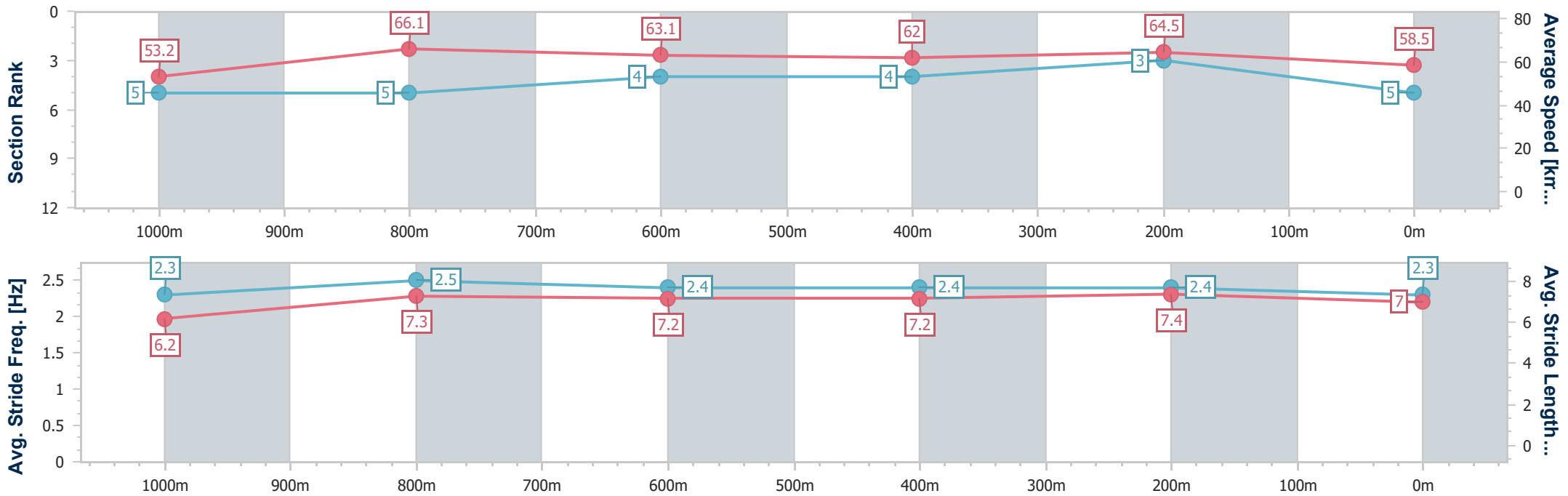


**Doomben QLD Professional**  
**Race 1: XXXX DRY QTIS Two-Year-Old Handicap - 1200m**  
 22 April 2023 - 11:33  
 Track Rating: Good 4, Weather: Fine, Rail Position: +3m Entire



BRISBANE  
RACING CLUB

Section	Overall	1000m	800m	600m	400m	200m
Section Times	1:10.98 [5] (0:13.57)	0:57.41 [5] (0:10.90)	0:46.51 [5] (0:11.43)	0:35.08 [4] (0:11.61)	0:23.47 [4] (0:11.16)	0:12.31 [3] (0:12.31)
Average Speed [km/h]	53.2	66.1	63.1	62.0	64.5	58.5
Top Speed [km/h]	68.0	68.4	65.5	64.1	66.4	62.5
Avg. Dist. to Rail [m]	1.6	0.4	0.6	0.3	0.8	1.7
Avg. Stride Freq. [Hz]	2.3	2.5	2.4	2.4	2.4	2.3
Avg. Stride Length [m]	6.2	7.3	7.2	7.2	7.4	7.0



- [ ] Ranking at each section and finish
- .-.- No data available at this section
- NA No data available



Horse/Jockey Name	Shamedy
Final Rank	6
Fastest Section Time (Section)	0:10.63 (1000m)
Top Speed [km/h] (Section)	69.1 (1000m)
Race State	Finished

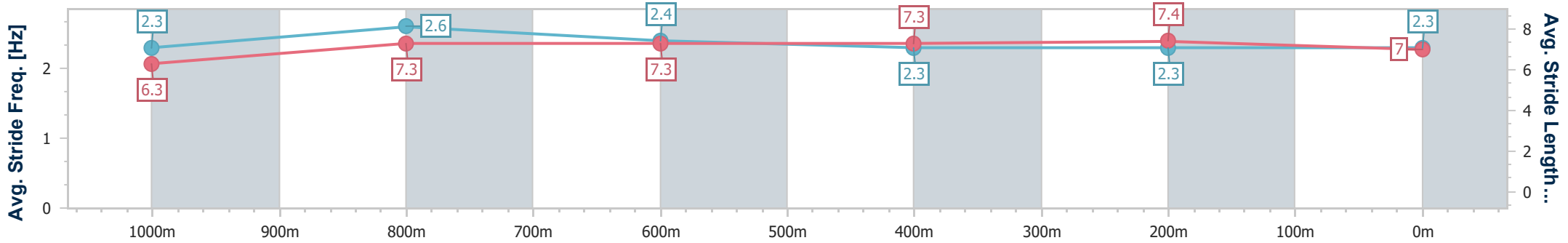
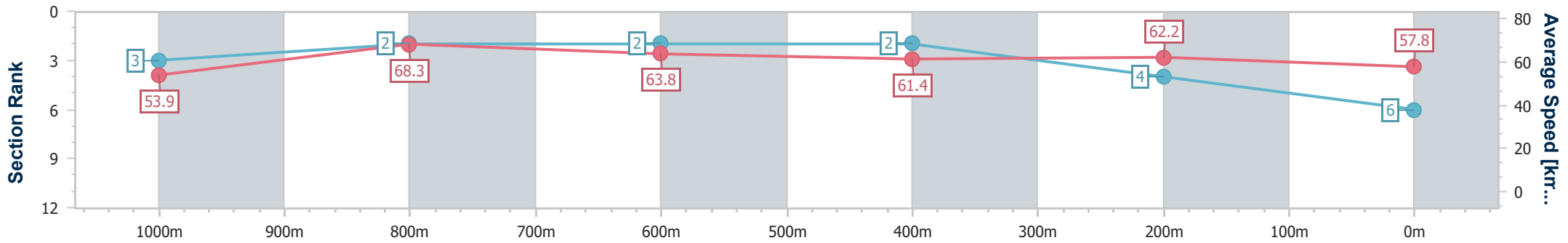


**Doomben QLD Professional**  
**Race 1: XXXX DRY QTIS Two-Year-Old Handicap - 1200m**  
 22 April 2023 - 11:33  
 Track Rating: Good 4, Weather: Fine, Rail Position: +3m Entire



BRISBANE  
RACING CLUB

Section	Overall	1000m	800m	600m	400m	200m
Section Times	1:11.10 [6] (0:13.37)	0:57.73 [3] (0:10.63)	0:47.10 [2] (0:11.34)	0:35.76 [2] (0:11.73)	0:24.03 [2] (0:11.57)	0:12.46 [4] (0:12.46)
Average Speed [km/h]	53.9	68.3	63.8	61.4	62.2	57.8
Top Speed [km/h]	68.7	69.1	68.0	62.6	63.5	60.7
Avg. Dist. to Rail [m]	6.6	2.5	1.4	0.4	1.1	1.6
Avg. Stride Freq. [Hz]	2.3	2.6	2.4	2.3	2.3	2.3
Avg. Stride Length [m]	6.3	7.3	7.3	7.3	7.4	7.0



- [ ] Ranking at each section and finish
- .-.- No data available at this section
- NA No data available



Horse/Jockey Name	Oceans Of Energy
Final Rank	7
Fastest Section Time (Section)	0:10.99 (1000m)
Top Speed [km/h] (Section)	67.1 (1000m)
Race State	Finished

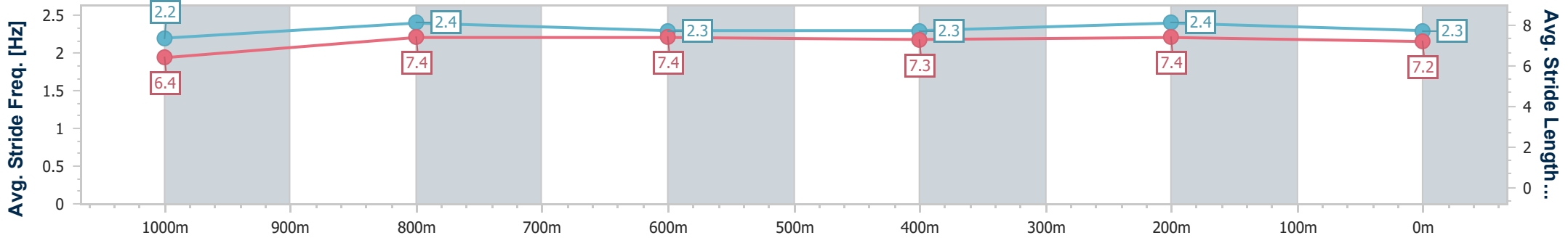
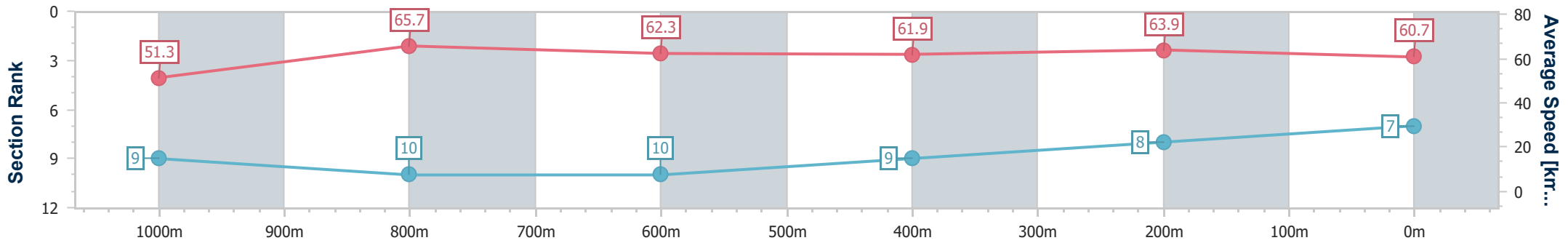


**Doomben QLD Professional**  
**Race 1: XXXX DRY QTIS Two-Year-Old Handicap - 1200m**  
 22 April 2023 - 11:33  
 Track Rating: Good 4, Weather: Fine, Rail Position: +3m Entire



BRISBANE  
RACING CLUB

Section	Overall	1000m	800m	600m	400m	200m
Section Times	1:11.28 [7] (0:14.05)	0:57.23 [9] (0:10.99)	0:46.24 [10] (0:11.52)	0:34.72 [10] (0:11.60)	0:23.12 [9] (0:11.26)	0:11.86 [8] (0:11.86)
Average Speed [km/h]	51.3	65.7	62.3	61.9	63.9	60.7
Top Speed [km/h]	66.9	67.1	65.3	64.4	65.1	64.2
Avg. Dist. to Rail [m]	3.6	0.2	0.3	0.4	0.3	0.3
Avg. Stride Freq. [Hz]	2.2	2.4	2.3	2.3	2.4	2.3
Avg. Stride Length [m]	6.4	7.4	7.4	7.3	7.4	7.2



- [ ] Ranking at each section and finish
- .-.- No data available at this section
- NA No data available





Horse/Jockey Name	Freeman
Final Rank	8
Fastest Section Time (Section)	0:10.90 (1000m)
Top Speed [km/h] (Section)	68.3 (1000m)
Race State	Finished

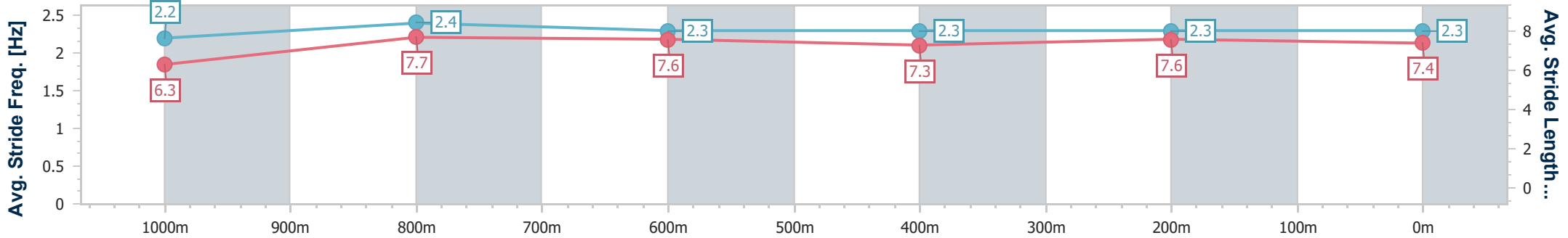
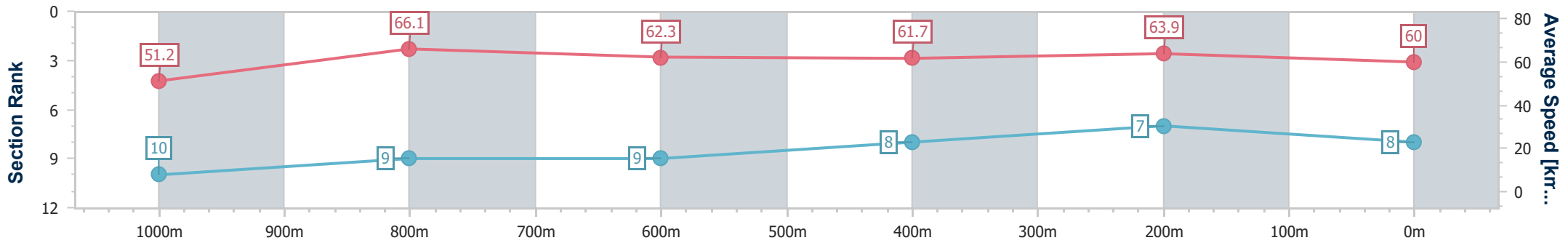


**Doomben QLD Professional**  
**Race 1: XXXX DRY QTIS Two-Year-Old Handicap - 1200m**  
 22 April 2023 - 11:33  
 Track Rating: Good 4, Weather: Fine, Rail Position: +3m Entire



BRISBANE  
RACING CLUB

Section	Overall	1000m	800m	600m	400m	200m
Section Times	1:11.49 [8] (0:14.10)	0:57.39 [10] (0:10.90)	0:46.49 [9] (0:11.57)	0:34.92 [9] (0:11.65)	0:23.27 [8] (0:11.26)	0:12.01 [7] (0:12.01)
Average Speed [km/h]	51.2	66.1	62.3	61.7	63.9	60.0
Top Speed [km/h]	67.6	68.3	65.2	64.1	65.7	63.8
Avg. Dist. to Rail [m]	3.8	0.7	0.2	0.4	0.7	2.3
Avg. Stride Freq. [Hz]	2.2	2.4	2.3	2.3	2.3	2.3
Avg. Stride Length [m]	6.3	7.7	7.6	7.3	7.6	7.4



- [ ] Ranking at each section and finish
- .-.- No data available at this section
- NA No data available



Horse/Jockey Name	Keyboard
Final Rank	9
Fastest Section Time (Section)	0:10.89 (1000m)
Top Speed [km/h] (Section)	67.2 (1000m)
Race State	Finished

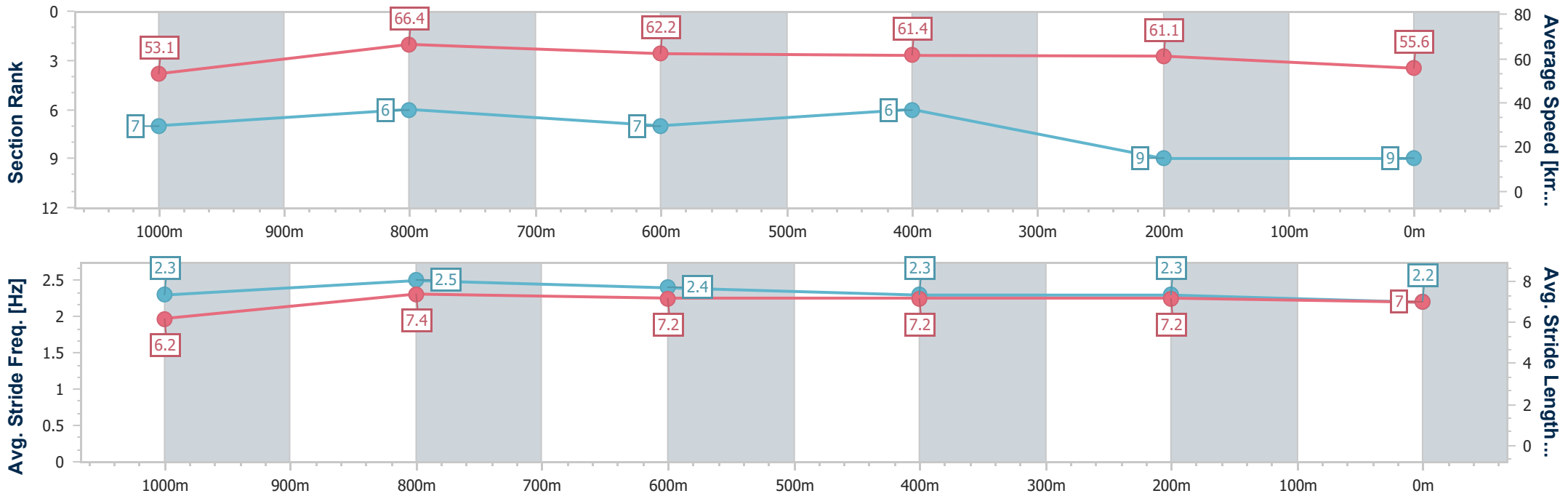


**Doomben QLD Professional**  
**Race 1: XXXX DRY QTIS Two-Year-Old Handicap - 1200m**  
 22 April 2023 - 11:33  
 Track Rating: Good 4, Weather: Fine, Rail Position: +3m Entire



BRISBANE  
RACING CLUB

Section	Overall	1000m	800m	600m	400m	200m
Section Times	1:12.34 [9] (0:13.55)	0:58.79 [7] (0:10.89)	0:47.90 [6] (0:11.55)	0:36.35 [7] (0:11.67)	0:24.68 [6] (0:11.73)	0:12.95 [9] (0:12.95)
Average Speed [km/h]	53.1	66.4	62.2	61.4	61.1	55.6
Top Speed [km/h]	66.6	67.2	64.6	63.2	62.9	59.9
Avg. Dist. to Rail [m]	1.9	0.8	0.4	1.1	0.9	1.8
Avg. Stride Freq. [Hz]	2.3	2.5	2.4	2.3	2.3	2.2
Avg. Stride Length [m]	6.2	7.4	7.2	7.2	7.2	7.0



- [ ] Ranking at each section and finish
- .-.- No data available at this section
- NA No data available



Horse/Jockey Name	Para Park Chance
Final Rank	10
Fastest Section Time (Section)	0:10.98 (1000m)
Top Speed [km/h] (Section)	66.5 (1000m)
Race State	Finished

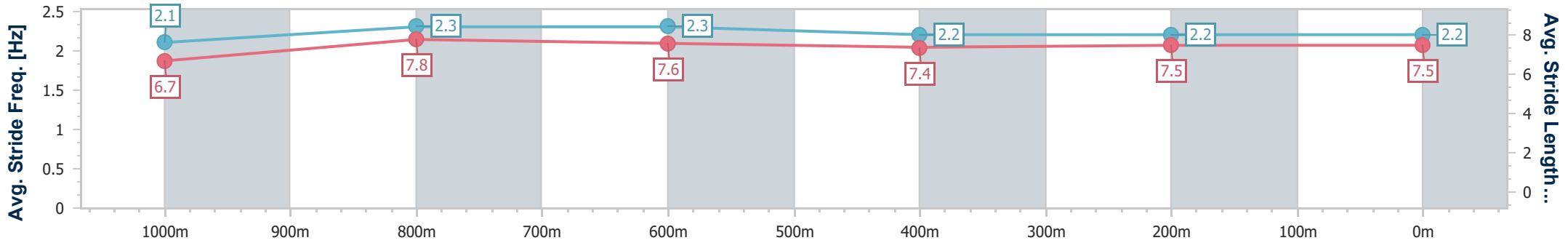
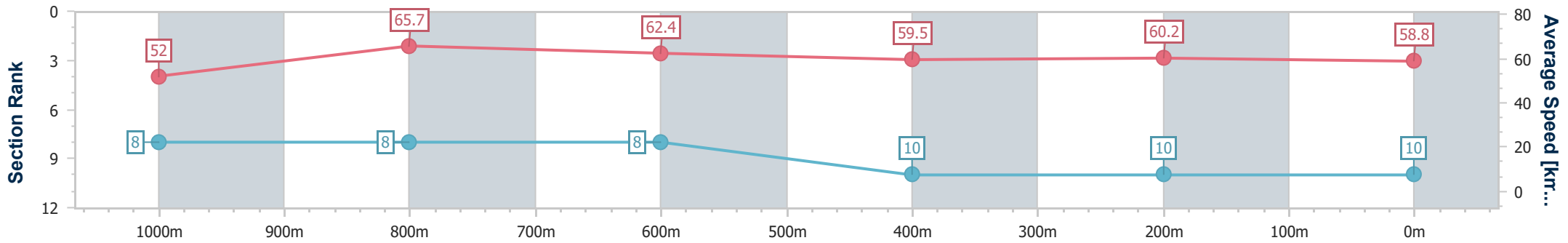


**Doomben QLD Professional**  
**Race 1: XXXX DRY QTIS Two-Year-Old Handicap - 1200m**  
 22 April 2023 - 11:33  
 Track Rating: Good 4, Weather: Fine, Rail Position: +3m Entire



BRISBANE  
RACING CLUB

Section	Overall	1000m	800m	600m	400m	200m
Section Times	1:12.47 [10] (0:13.84)	0:58.63 [8] (0:10.98)	0:47.65 [8] (0:11.50)	0:36.15 [8] (0:11.99)	0:24.16 [10] (0:11.90)	0:12.26 [10] (0:12.26)
Average Speed [km/h]	52.0	65.7	62.4	59.5	60.2	58.8
Top Speed [km/h]	65.9	66.5	63.6	63.3	62.6	60.8
Avg. Dist. to Rail [m]	2.4	0.2	0.5	1.6	2.2	1.4
Avg. Stride Freq. [Hz]	2.1	2.3	2.3	2.2	2.2	2.2
Avg. Stride Length [m]	6.7	7.8	7.6	7.4	7.5	7.5



- [ ] Ranking at each section and finish
- .-.- No data available at this section
- NA No data available