



Sunshine Coast QLD Professional

Race 6: BUNDY CHOP SHOP BENCHMARK 65 Handicap - 2200m

23 April 2023 - 14:50



Track Rating: Good 4, Weather: Fine, Rail Position: + 10m Entire

Section		Field Times												
Overall	2000m	1800m	1600m	1400m	1200m	1000m	Last 600m							
2:21.54 (0:16.78)	2:04.76 (0:11.66)	1:53.10 (0:12.68)	1:40.42 (0:12.80)	1:27.62 (0:13.08)	1:14.54 (0:12.49)	1:02.05 (0:12.54)	0:36.55							
Rank	TAB	Horse/Jockey	Barrier	Top Speed [km/h]	Fastest Section								Distance Travelled [m]	
1	4	LIKEABEEL Corey Bayliss	4	62.8 400m	0:11.71 400m	2:21.54 [1] (0:17.57)	2:03.97 [7] (0:11.76)	1:52.21 [7] (0:12.50)	1:39.71 [6] (0:12.84)	1:26.87 [6] (0:12.90)	1:13.97 [5] (0:12.61)	1:01.36 [6] (0:12.54)	0:36.06	
2	1	READILY AVAILABULL Bailey Wheeler	11	64.0 Overall	0:11.89 2000m	2:21.58 [2] (0:16.78)	2:04.80 [1] (0:11.89)	1:52.91 [2] (0:12.64)	1:40.27 [2] (0:12.80)	1:27.47 [2] (0:13.07)	1:14.40 [2] (0:12.49)	1:01.91 [3] (0:12.68)	0:36.45	+8
3	10	HE'S VIRAL Alisha Donald	5	63.0 2000m	0:11.82 2000m	2:21.98 [3] (0:17.47)	2:04.51 [6] (0:11.82)	1:52.69 [6] (0:12.68)	1:40.01 [7] (0:12.86)	1:27.15 [7] (0:12.85)	1:14.30 [7] (0:12.49)	1:01.81 [7] (0:12.58)	0:36.62	+6
4	8	EYELEFTIT Angela Jones	12	62.4 Overall	0:11.63 2000m	2:22.11 [4] (0:17.80)	2:04.31 [9] (0:11.63)	1:52.68 [8] (0:12.62)	1:40.06 [8] (0:12.97)	1:27.09 [8] (0:12.88)	1:14.21 [8] (0:12.77)	1:01.44 [8] (0:12.36)	0:36.49	-2
5	7	GRIPPING Andrew Mallyon	3	63.8 Overall	0:11.87 2000m	2:22.14 [5] (0:17.00)	2:05.14 [3] (0:11.87)	1:53.27 [3] (0:12.68)	1:40.59 [3] (0:12.73)	1:27.86 [3] (0:13.02)	1:14.84 [4] (0:12.54)	1:02.30 [4] (0:12.68)	0:36.93	+11
6	2	CONTRITION James Orman	1	63.5 Overall	0:11.84 2000m	2:22.42 [6] (0:17.11)	2:05.31 [5] (0:11.84)	1:53.47 [4] (0:12.72)	1:40.75 [4] (0:12.81)	1:27.94 [4] (0:13.18)	1:14.76 [6] (0:12.50)	1:02.26 [5] (0:12.45)	0:37.09	+4
7	9	LEORED Nikita Beriman	10	62.3 2000m	0:11.73 2000m	2:22.62 [7] (0:17.70)	2:04.92 [8] (0:11.73)	1:53.19 [9] (0:12.79)	1:40.40 [9] (0:12.94)	1:27.46 [9] (0:12.92)	1:14.54 [9] (0:12.58)	1:01.96 [9] (0:12.41)	0:37.00	+9
8	5	NEW WORLD TAPESTRY Nathan Thomas	2	65.8 Overall	0:11.57 2000m	2:23.09 [8] (0:16.87)	2:06.22 [2] (0:11.57)	1:54.65 [1] (0:12.68)	1:41.97 [1] (0:12.80)	1:29.17 [1] (0:13.08)	1:16.09 [1] (0:12.49)	1:03.60 [1] (0:12.54)	0:38.10	+2
9	11	HARBELLE Cody Collis	8	63.9 Overall	0:12.00 2000m	2:23.45 [9] (0:17.05)	2:06.40 [4] (0:12.00)	1:54.40 [5] (0:12.73)	1:41.67 [5] (0:12.78)	1:28.89 [5] (0:12.65)	1:16.24 [3] (0:12.36)	1:03.88 [2] (0:13.04)	0:37.92	+10
10	12	GENERAL WOLFFE Andrew Spinks	6	62.0 2000m	0:11.85 2000m	2:23.57 [10] (0:18.30)	2:05.27 [10] (0:11.85)	1:53.42 [10] (0:12.45)	1:40.97 [10] (0:13.09)	1:27.88 [10] (0:12.79)	1:15.09 [10] (0:12.61)	1:02.48 [10] (0:12.44)	0:37.57	+10

Scratched: Lucasayd (#3), Firebox (#6)

[] Ranking at each section and finish
 -:-:- No data available at this section
 NA No data available

SCN Saddle cloth number
 DNF Did not finish
 DNT Did not track



Sunshine Coast QLD Professional

Race 6: BUNDY CHOP SHOP BENCHMARK 65 Handicap - 2200m

23 April 2023 - 14:50



Track Rating: Good 4, Weather: Fine, Rail Position: + 10m Entire

Section										Last 600m		
Field Times		800m	600m	400m	200m							
		0:49.51 (0:12.96)	0:36.55 (0:12.43)	0:24.12 (0:11.98)	0:12.14 (0:12.14)						0:36.55	
Rank	TAB	Horse/Jockey	Barrier	Top Speed [km/h]	Fastest Section					Margin	Distance Travelled [m]	
1	4	LIKEABEEL Corey Bayliss	4	62.8 400m	0:11.71 400m	0:48.82 [6] (0:12.76)	0:36.06 [6] (0:12.34)	0:23.72 [7] (0:11.71)	0:12.01 [3] (0:12.01)	2:21.54	0:36.06	
2	1	READILY AVAILABULL Bailey Wheeler	11	64.0 Overall	0:11.89 2000m	0:49.23 [2] (0:12.78)	0:36.45 [2] (0:12.29)	0:24.16 [1] (0:11.98)	0:12.18 [1] (0:12.18)	0.2L	0:36.45	+8
3	10	HE'S VIRAL Alisha Donald	5	63.0 2000m	0:11.82 2000m	0:49.23 [7] (0:12.61)	0:36.62 [5] (0:12.22)	0:24.40 [4] (0:11.95)	0:12.45 [4] (0:12.45)	2.5L	0:36.62	+6
4	8	EYELEFTIT Angela Jones	12	62.4 Overall	0:11.63 2000m	0:49.08 [8] (0:12.59)	0:36.49 [7] (0:12.27)	0:24.22 [6] (0:11.89)	0:12.33 [5] (0:12.33)	3L	0:36.49	-2
5	7	GRIPPING Andrew Mallyon	3	63.8 Overall	0:11.87 2000m	0:49.62 [4] (0:12.69)	0:36.93 [4] (0:12.26)	0:24.67 [2] (0:12.02)	0:12.65 [2] (0:12.65)	3.2L	0:36.93	+11
6	2	CONTRITION James Orman	1	63.5 Overall	0:11.84 2000m	0:49.81 [3] (0:12.72)	0:37.09 [3] (0:12.33)	0:24.76 [3] (0:12.19)	0:12.57 [6] (0:12.57)	4.7L	0:37.09	+4
7	9	LEORED Nikita Beriman	10	62.3 2000m	0:11.73 2000m	0:49.55 [9] (0:12.55)	0:37.00 [9] (0:12.23)	0:24.77 [8] (0:12.15)	0:12.62 [7] (0:12.62)	5.7L	0:37.00	+9
8	5	NEW WORLD TAPESTRY Nathan Thomas	2	65.8 Overall	0:11.57 2000m	0:51.06 [1] (0:12.96)	0:38.10 [1] (0:12.62)	0:25.48 [5] (0:12.44)	0:13.04 [8] (0:13.04)	8.2L	0:38.10	+2
9	11	HARBELLE Cody Collis	8	63.9 Overall	0:12.00 2000m	0:50.84 [5] (0:12.92)	0:37.92 [8] (0:12.49)	0:25.43 [9] (0:12.26)	0:13.17 [9] (0:13.17)	10.2L	0:37.92	+10
10	12	GENERAL WOLFFE Andrew Spinks	6	62.0 2000m	0:11.85 2000m	0:50.04 [10] (0:12.47)	0:37.57 [10] (0:12.34)	0:25.23 [10] (0:12.19)	0:13.04 [10] (0:13.04)	10.7L	0:37.57	+10

Scratched: Lucasayd (#3), Firebox (#6)

[] Ranking at each section and finish
 -:-:- No data available at this section
 NA No data available

SCN Saddle cloth number
 DNF Did not finish
 DNT Did not track



Horse/Jockey Name	Likeabeel
Final Rank	1
Fastest Section Time (Section)	0:11.71 (400m)
Top Speed [km/h] (Section)	62.8 (400m)
Race State	Finished



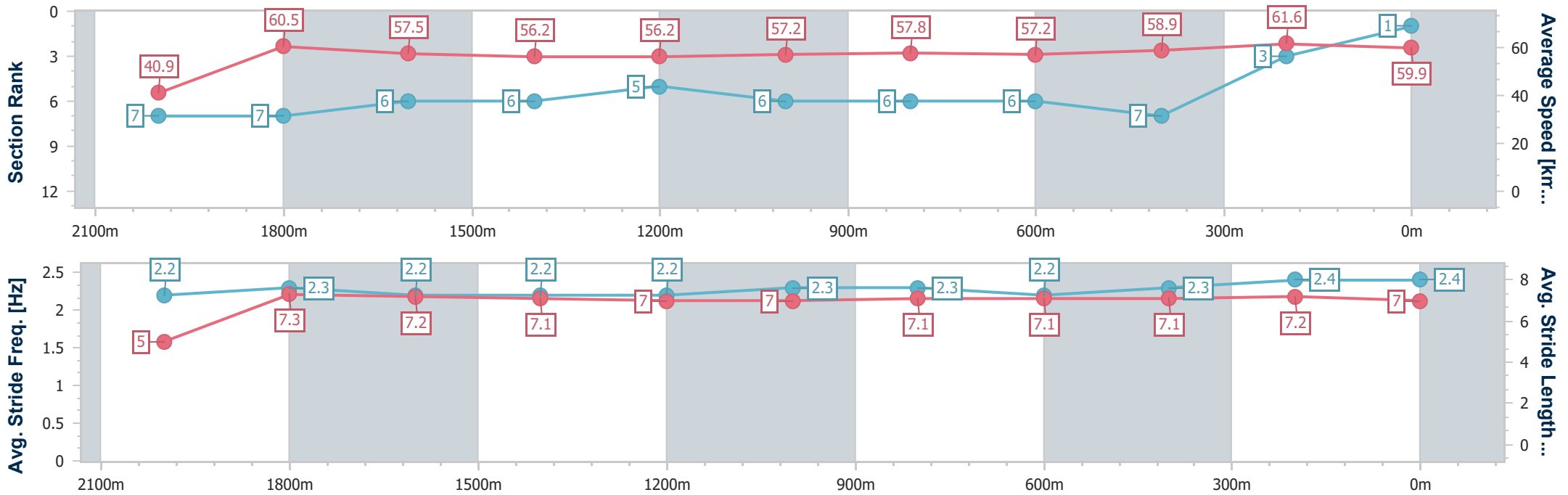
Sunshine Coast QLD Professional
Race 6: BUNDY CHOP SHOP BENCHMARK 65 Handicap - 2200m



23 April 2023 - 14:50

Track Rating: Good 4, Weather: Fine, Rail Position: + 10m Entire

Section	Overall	2000m	1800m	1600m	1400m	1200m	1000m	800m	600m	400m	200m
Section Times	2:21.54 [1] (0:17.57)	2:03.97 [7] (0:11.76)	1:52.21 [7] (0:12.50)	1:39.71 [6] (0:12.84)	1:26.87 [6] (0:12.90)	1:13.97 [5] (0:12.61)	1:01.36 [6] (0:12.54)	0:48.82 [6] (0:12.76)	0:36.06 [6] (0:12.34)	0:23.72 [7] (0:11.71)	0:12.01 [3]
Average Speed [km/h]	40.9	60.5	57.5	56.2	56.2	57.2	57.8	57.2	58.9	61.6	59.9
Top Speed [km/h]	62.0	62.2	58.7	57.7	57.7	58.3	58.6	58.1	60.5	62.8	62.3
Avg. Dist. to Rail [m]	5.8	2.4	0.8	1.7	2.1	2.7	2.2	2.5	1.5	5.3	5.6
Avg. Stride Freq. [Hz]	2.2	2.3	2.2	2.2	2.2	2.3	2.3	2.2	2.3	2.4	2.4
Avg. Stride Length [m]	5.0	7.3	7.2	7.1	7.0	7.0	7.1	7.1	7.1	7.2	7.0



- [] Ranking at each section and finish
- .-.- No data available at this section
- NA No data available



Horse/Jockey Name	Readily Availabull
Final Rank	2
Fastest Section Time (Section)	0:11.89 (2000m)
Top Speed [km/h] (Section)	64.0 (Overall)
Race State	Finished



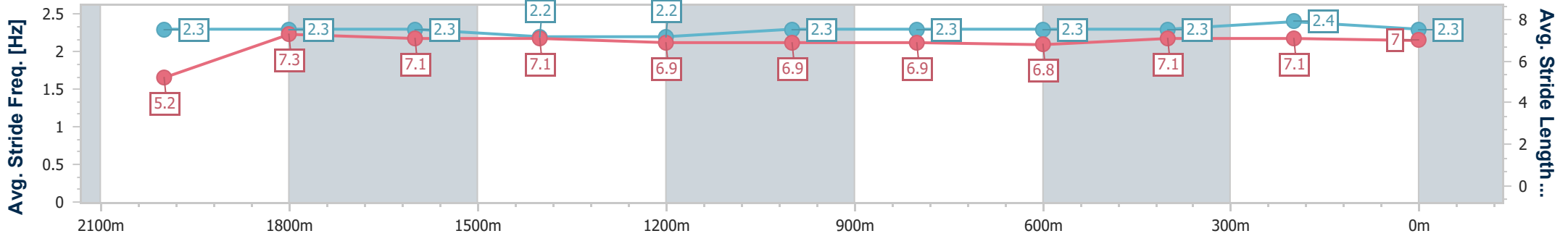
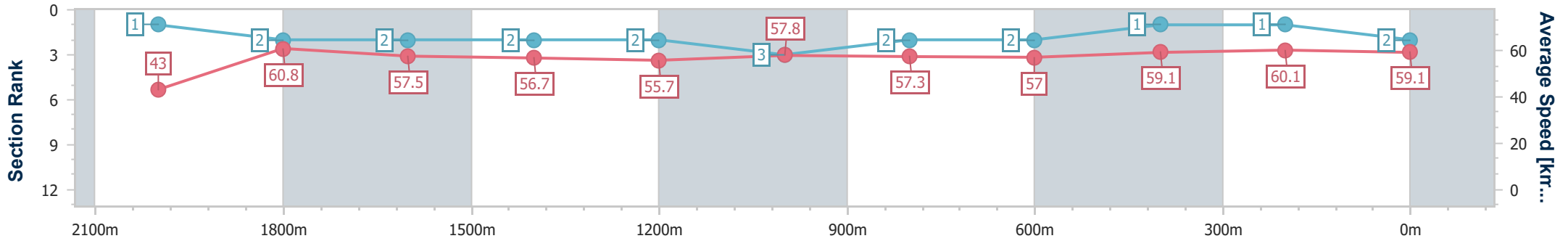
Sunshine Coast QLD Professional
Race 6: BUNDY CHOP SHOP BENCHMARK 65 Handicap - 2200m



23 April 2023 - 14:50

Track Rating: Good 4, Weather: Fine, Rail Position: + 10m Entire

Section	Overall	2000m	1800m	1600m	1400m	1200m	1000m	800m	600m	400m	200m
Section Times	2:21.58 [2] (0:16.78)	2:04.80 [1] (0:11.89)	1:52.91 [2] (0:12.64)	1:40.27 [2] (0:12.80)	1:27.47 [2] (0:13.07)	1:14.40 [2] (0:12.49)	1:01.91 [3] (0:12.68)	0:49.23 [2] (0:12.78)	0:36.45 [2] (0:12.29)	0:24.16 [1] (0:11.98)	0:12.18 [1] (0:12.18)
Average Speed [km/h]	43.0	60.8	57.5	56.7	55.7	57.8	57.3	57.0	59.1	60.1	59.1
Top Speed [km/h]	64.0	63.5	58.0	57.9	57.1	59.7	59.2	59.2	59.9	60.4	60.2
Avg. Dist. to Rail [m]	8.3	0.7	1.8	3.2	3.5	3.2	3.2	2.3	1.6	1.0	0.3
Avg. Stride Freq. [Hz]	2.3	2.3	2.3	2.2	2.2	2.3	2.3	2.3	2.3	2.4	2.3
Avg. Stride Length [m]	5.2	7.3	7.1	7.1	6.9	6.9	6.9	6.8	7.1	7.1	7.0



- [] Ranking at each section and finish
- .-.- No data available at this section
- NA No data available



Horse/Jockey Name	He's Viral
Final Rank	3
Fastest Section Time (Section)	0:11.82 (2000m)
Top Speed [km/h] (Section)	63.0 (2000m)
Race State	Finished



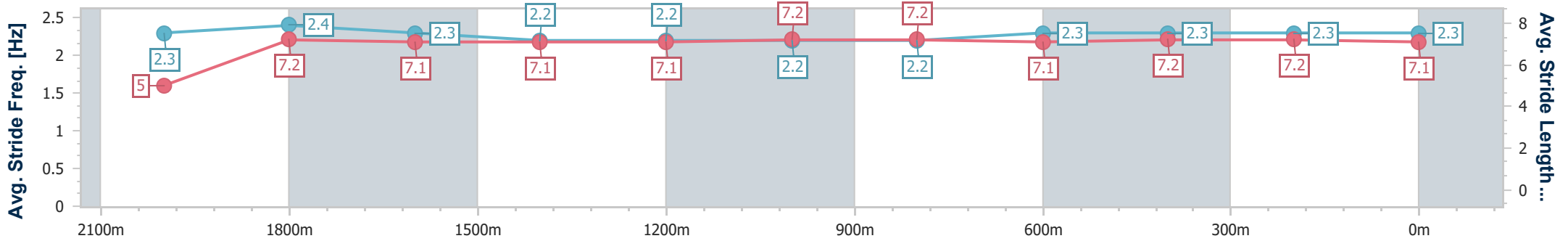
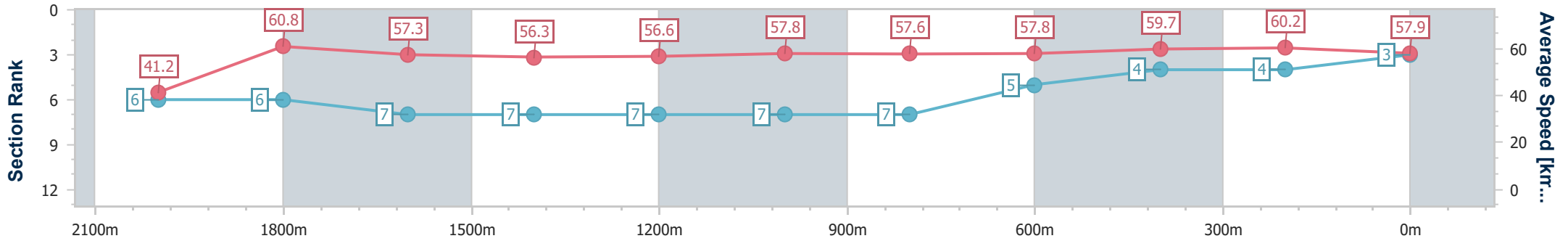
Sunshine Coast QLD Professional
 Race 6: BUNDY CHOP SHOP BENCHMARK 65 Handicap - 2200m



23 April 2023 - 14:50

Track Rating: Good 4, Weather: Fine, Rail Position: + 10m Entire

Section	Overall	2000m	1800m	1600m	1400m	1200m	1000m	800m	600m	400m	200m
Section Times	2:21.98 [3] (0:17.47)	2:04.51 [6] (0:11.82)	1:52.69 [6] (0:12.68)	1:40.01 [7] (0:12.86)	1:27.15 [7] (0:12.85)	1:14.30 [7] (0:12.49)	1:01.81 [7] (0:12.58)	0:49.23 [7] (0:12.61)	0:36.62 [5] (0:12.22)	0:24.40 [4] (0:11.95)	0:12.45 [4] (0:12.45)
Average Speed [km/h]	41.2	60.8	57.3	56.3	56.6	57.8	57.6	57.8	59.7	60.2	57.9
Top Speed [km/h]	62.4	63.0	59.4	58.0	57.9	58.7	59.1	59.3	60.6	61.1	60.4
Avg. Dist. to Rail [m]	6.0	0.6	1.2	2.8	3.1	3.0	2.5	2.2	2.1	3.5	4.3
Avg. Stride Freq. [Hz]	2.3	2.4	2.3	2.2	2.2	2.2	2.2	2.3	2.3	2.3	2.3
Avg. Stride Length [m]	5.0	7.2	7.1	7.1	7.1	7.2	7.2	7.1	7.2	7.2	7.1



- [] Ranking at each section and finish
- .-.- No data available at this section
- NA No data available



Horse/Jockey Name	Eyeleftit
Final Rank	4
Fastest Section Time (Section)	0:11.63 (2000m)
Top Speed [km/h] (Section)	62.4 (Overall)
Race State	Finished



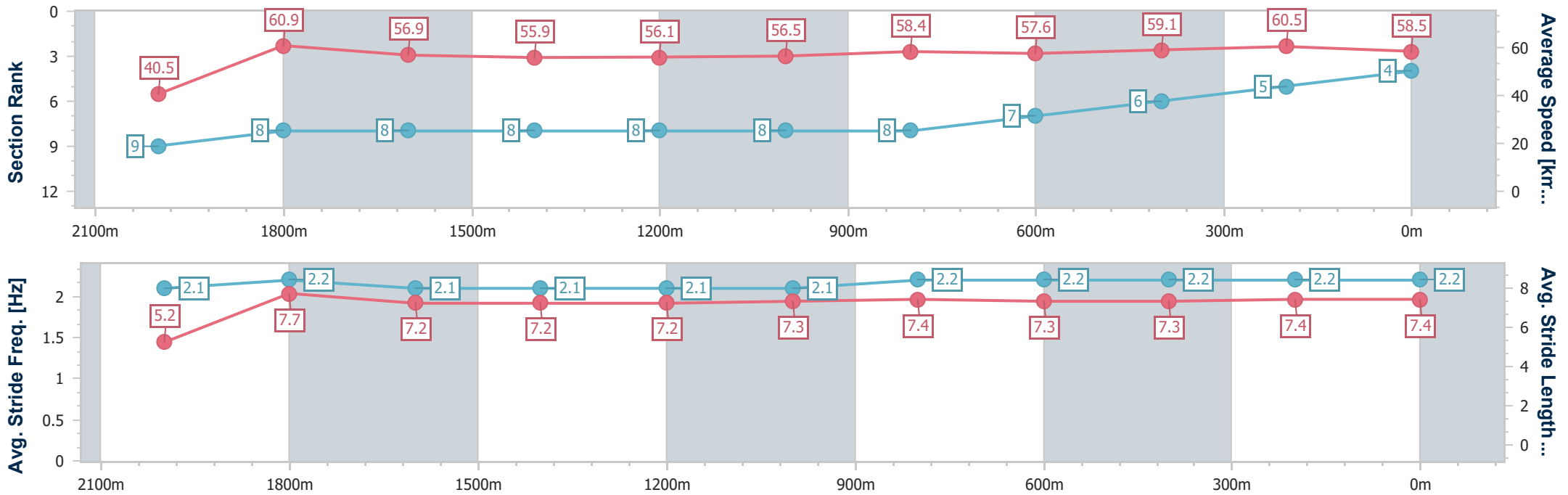
Sunshine Coast QLD Professional
 Race 6: BUNDY CHOP SHOP BENCHMARK 65 Handicap - 2200m



23 April 2023 - 14:50

Track Rating: Good 4, Weather: Fine, Rail Position: + 10m Entire

Section	Overall	2000m	1800m	1600m	1400m	1200m	1000m	800m	600m	400m	200m
Section Times	2:22.11 [4] (0:17.80)	2:04.31 [9] (0:11.63)	1:52.68 [8] (0:12.62)	1:40.06 [8] (0:12.97)	1:27.09 [8] (0:12.88)	1:14.21 [8] (0:12.77)	1:01.44 [8] (0:12.36)	0:49.08 [8] (0:12.59)	0:36.49 [7] (0:12.27)	0:24.22 [6] (0:11.89)	0:12.33 [5] (0:12.33)
Average Speed [km/h]	40.5	60.9	56.9	55.9	56.1	56.5	58.4	57.6	59.1	60.5	58.5
Top Speed [km/h]	62.4	62.0	59.4	57.3	58.6	57.8	59.0	58.8	60.1	61.4	60.3
Avg. Dist. to Rail [m]	6.6	3.2	1.0	2.4	1.8	1.2	0.7	1.3	1.4	2.4	1.1
Avg. Stride Freq. [Hz]	2.1	2.2	2.1	2.1	2.1	2.1	2.2	2.2	2.2	2.2	2.2
Avg. Stride Length [m]	5.2	7.7	7.2	7.2	7.2	7.3	7.4	7.3	7.3	7.4	7.4



- [] Ranking at each section and finish
- .-.- No data available at this section
- NA No data available



Horse/Jockey Name	Gripping
Final Rank	5
Fastest Section Time (Section)	0:11.87 (2000m)
Top Speed [km/h] (Section)	63.8 (Overall)
Race State	Finished



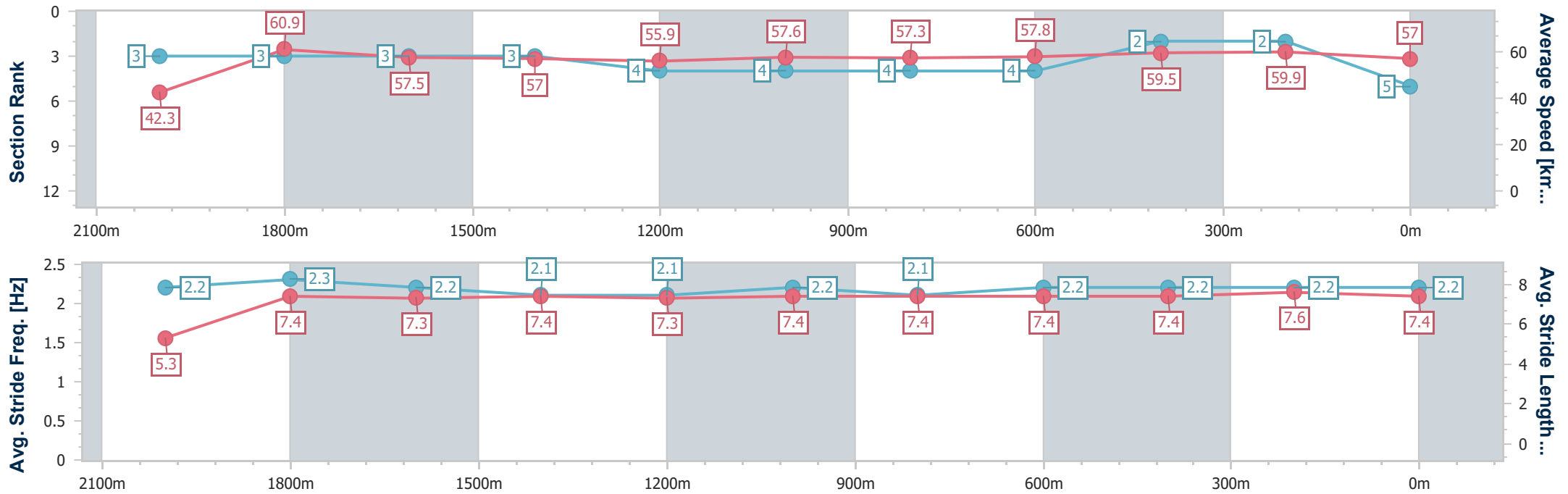
Sunshine Coast QLD Professional
Race 6: BUNDY CHOP SHOP BENCHMARK 65 Handicap - 2200m



23 April 2023 - 14:50

Track Rating: Good 4, Weather: Fine, Rail Position: + 10m Entire

Section	Overall	2000m	1800m	1600m	1400m	1200m	1000m	800m	600m	400m	200m
Section Times	2:22.14 [5] (0:17.00)	2:05.14 [3] (0:11.87)	1:53.27 [3] (0:12.68)	1:40.59 [3] (0:12.73)	1:27.86 [3] (0:13.02)	1:14.84 [4] (0:12.54)	1:02.30 [4] (0:12.68)	0:49.62 [4] (0:12.69)	0:36.93 [4] (0:12.26)	0:24.67 [2] (0:12.02)	0:12.65 [2] (0:12.65)
Average Speed [km/h]	42.3	60.9	57.5	57.0	55.9	57.6	57.3	57.8	59.5	59.9	57.0
Top Speed [km/h]	63.8	63.4	59.2	58.4	57.7	58.2	58.7	59.6	60.1	60.3	59.2
Avg. Dist. to Rail [m]	6.4	0.8	2.2	3.0	3.5	4.1	4.0	3.3	2.3	2.6	2.9
Avg. Stride Freq. [Hz]	2.2	2.3	2.2	2.1	2.1	2.2	2.1	2.2	2.2	2.2	2.2
Avg. Stride Length [m]	5.3	7.4	7.3	7.4	7.3	7.4	7.4	7.4	7.4	7.6	7.4



- [] Ranking at each section and finish
- .-.- No data available at this section
- NA No data available



Horse/Jockey Name	Contribution
Final Rank	6
Fastest Section Time (Section)	0:11.84 (2000m)
Top Speed [km/h] (Section)	63.5 (Overall)
Race State	Finished



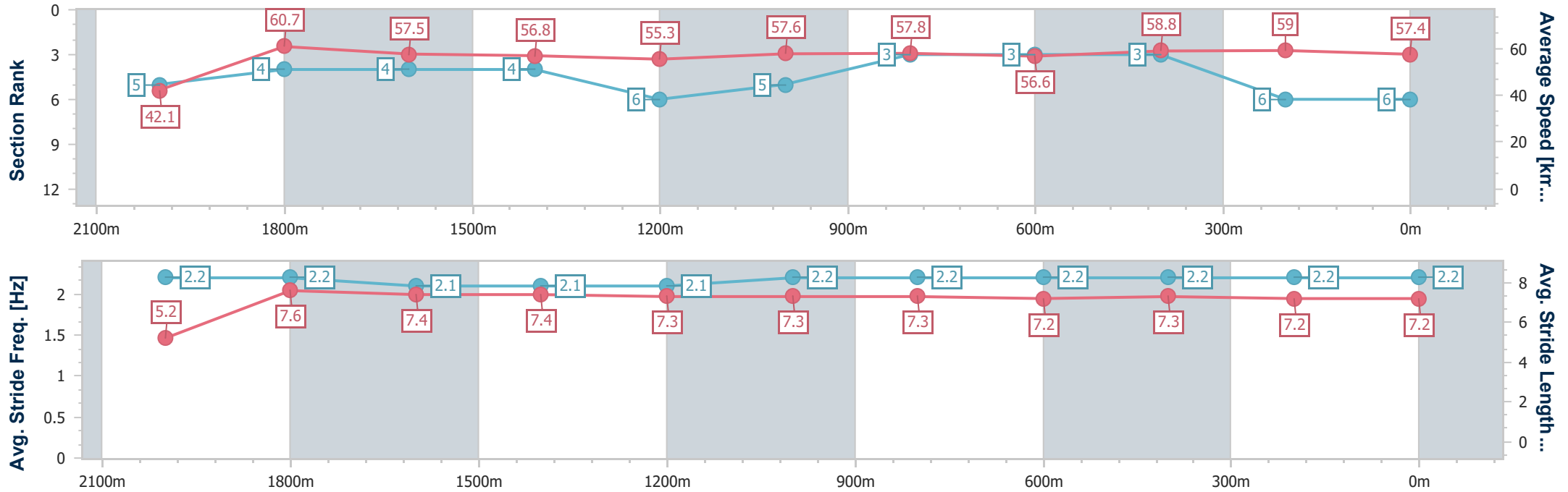
Sunshine Coast QLD Professional
Race 6: BUNDY CHOP SHOP BENCHMARK 65 Handicap - 2200m



23 April 2023 - 14:50

Track Rating: Good 4, Weather: Fine, Rail Position: + 10m Entire

Section	Overall	2000m	1800m	1600m	1400m	1200m	1000m	800m	600m	400m	200m
Section Times	2:22.42 [6] (0:17.11)	2:05.31 [5] (0:11.84)	1:53.47 [4] (0:12.72)	1:40.75 [4] (0:12.81)	1:27.94 [4] (0:13.18)	1:14.76 [6] (0:12.50)	1:02.26 [5] (0:12.45)	0:49.81 [3] (0:12.72)	0:37.09 [3] (0:12.33)	0:24.76 [3] (0:12.19)	0:12.57 [6] (0:12.57)
Average Speed [km/h]	42.1	60.7	57.5	56.8	55.3	57.6	57.8	56.6	58.8	59.0	57.4
Top Speed [km/h]	63.5	62.8	58.3	58.4	57.6	59.0	59.5	58.1	60.4	60.3	59.0
Avg. Dist. to Rail [m]	5.6	0.7	2.5	4.7	3.7	0.9	0.3	0.6	1.5	2.3	1.9
Avg. Stride Freq. [Hz]	2.2	2.2	2.1	2.1	2.1	2.2	2.2	2.2	2.2	2.2	2.2
Avg. Stride Length [m]	5.2	7.6	7.4	7.4	7.3	7.3	7.3	7.2	7.3	7.2	7.2



- [] Ranking at each section and finish
- .-.- No data available at this section
- NA No data available



Horse/Jockey Name	Leored
Final Rank	7
Fastest Section Time (Section)	0:11.73 (2000m)
Top Speed [km/h] (Section)	62.3 (2000m)
Race State	Finished



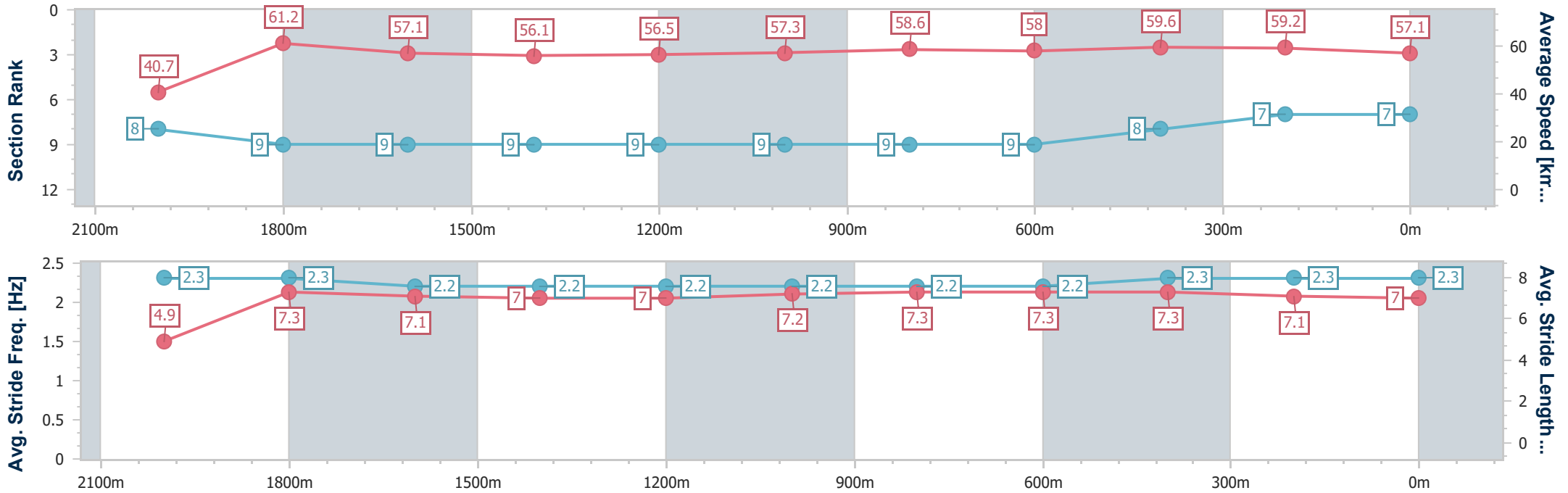
Sunshine Coast QLD Professional
Race 6: BUNDY CHOP SHOP BENCHMARK 65 Handicap - 2200m



23 April 2023 - 14:50

Track Rating: Good 4, Weather: Fine, Rail Position: + 10m Entire

Section	Overall	2000m	1800m	1600m	1400m	1200m	1000m	800m	600m	400m	200m
Section Times	2:22.62 [7] (0:17.70)	2:04.92 [8] (0:11.73)	1:53.19 [9] (0:12.79)	1:40.40 [9] (0:12.94)	1:27.46 [9] (0:12.92)	1:14.54 [9] (0:12.58)	1:01.96 [9] (0:12.41)	0:49.55 [9] (0:12.55)	0:37.00 [9] (0:12.23)	0:24.77 [8] (0:12.15)	0:12.62 [7] (0:12.62)
Average Speed [km/h]	40.7	61.2	57.1	56.1	56.5	57.3	58.6	58.0	59.6	59.2	57.1
Top Speed [km/h]	61.9	62.3	58.9	57.8	58.2	58.6	60.3	59.6	60.6	60.2	59.0
Avg. Dist. to Rail [m]	6.4	1.0	2.4	4.2	4.8	4.1	3.2	2.1	1.9	4.1	3.2
Avg. Stride Freq. [Hz]	2.3	2.3	2.2	2.2	2.2	2.2	2.2	2.2	2.3	2.3	2.3
Avg. Stride Length [m]	4.9	7.3	7.1	7.0	7.0	7.2	7.3	7.3	7.3	7.1	7.0



- [] Ranking at each section and finish
- .-.- No data available at this section
- NA No data available



Horse/Jockey Name	New World Tapestry
Final Rank	8
Fastest Section Time (Section)	0:11.57 (2000m)
Top Speed [km/h] (Section)	65.8 (Overall)
Race State	Finished



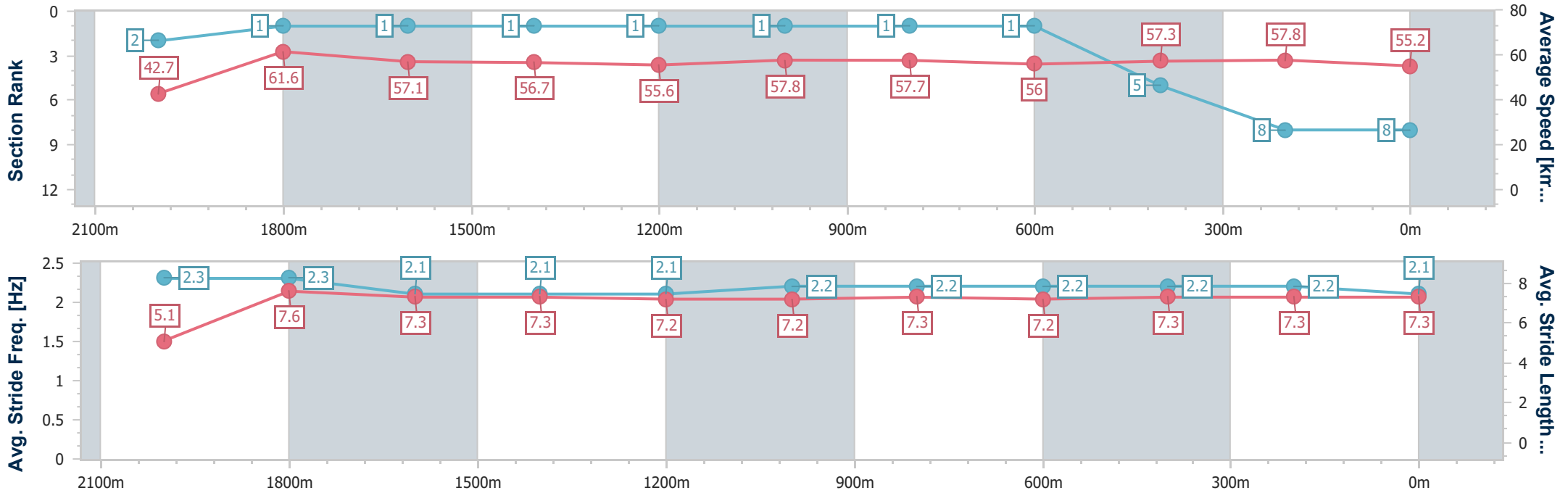
Sunshine Coast QLD Professional
Race 6: BUNDY CHOP SHOP BENCHMARK 65 Handicap - 2200m



23 April 2023 - 14:50

Track Rating: Good 4, Weather: Fine, Rail Position: + 10m Entire

Section	Overall	2000m	1800m	1600m	1400m	1200m	1000m	800m	600m	400m	200m
Section Times	2:23.09 [8] (0:16.87)	2:06.22 [2] (0:11.57)	1:54.65 [1] (0:12.68)	1:41.97 [1] (0:12.80)	1:29.17 [1] (0:13.08)	1:16.09 [1] (0:12.49)	1:03.60 [1] (0:12.54)	0:51.06 [1] (0:12.96)	0:38.10 [1] (0:12.62)	0:25.48 [5] (0:12.44)	0:13.04 [8] (0:13.04)
Average Speed [km/h]	42.7	61.6	57.1	56.7	55.6	57.8	57.7	56.0	57.3	57.8	55.2
Top Speed [km/h]	65.8	65.1	57.9	58.0	57.5	59.4	59.0	57.0	57.9	58.7	57.7
Avg. Dist. to Rail [m]	5.5	2.1	1.2	3.8	3.2	2.9	2.0	1.2	0.8	1.3	2.4
Avg. Stride Freq. [Hz]	2.3	2.3	2.1	2.1	2.1	2.2	2.2	2.2	2.2	2.2	2.1
Avg. Stride Length [m]	5.1	7.6	7.3	7.3	7.2	7.2	7.3	7.2	7.3	7.3	7.3



- [] Ranking at each section and finish
- .-.- No data available at this section
- NA No data available



Horse/Jockey Name	Harbelle
Final Rank	9
Fastest Section Time (Section)	0:12.00 (2000m)
Top Speed [km/h] (Section)	63.9 (Overall)
Race State	Finished



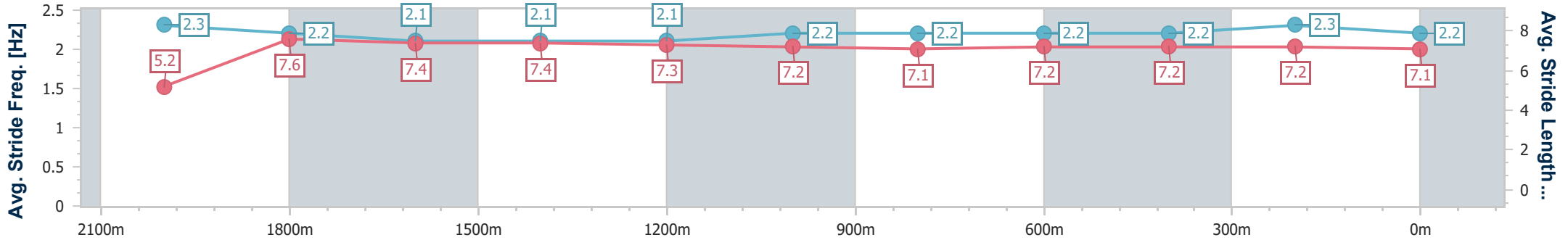
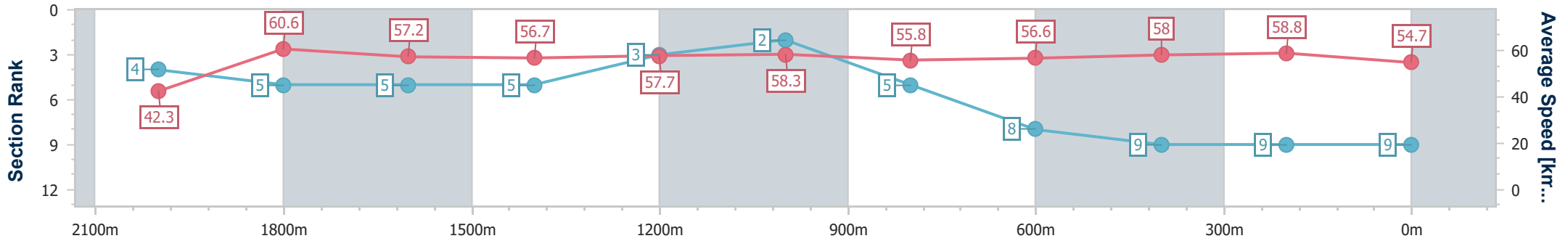
Sunshine Coast QLD Professional
Race 6: BUNDY CHOP SHOP BENCHMARK 65 Handicap - 2200m



23 April 2023 - 14:50

Track Rating: Good 4, Weather: Fine, Rail Position: + 10m Entire

Section	Overall	2000m	1800m	1600m	1400m	1200m	1000m	800m	600m	400m	200m
Section Times	2:23.45 [9] (0:17.05)	2:06.40 [4] (0:12.00)	1:54.40 [5] (0:12.73)	1:41.67 [5] (0:12.78)	1:28.89 [5] (0:12.65)	1:16.24 [3] (0:12.36)	1:03.88 [2] (0:13.04)	0:50.84 [5] (0:12.92)	0:37.92 [8] (0:12.49)	0:25.43 [9] (0:12.26)	0:13.17 [9] (0:13.17)
Average Speed [km/h]	42.3	60.6	57.2	56.7	57.7	58.3	55.8	56.6	58.0	58.8	54.7
Top Speed [km/h]	63.9	63.4	58.3	58.2	58.5	59.9	57.6	57.4	59.2	60.7	57.2
Avg. Dist. to Rail [m]	8.4	2.0	1.8	3.0	3.9	3.9	3.9	2.5	1.1	4.2	1.8
Avg. Stride Freq. [Hz]	2.3	2.2	2.1	2.1	2.1	2.2	2.2	2.2	2.2	2.3	2.2
Avg. Stride Length [m]	5.2	7.6	7.4	7.4	7.3	7.2	7.1	7.2	7.2	7.2	7.1



- [] Ranking at each section and finish
- .-.- No data available at this section
- NA No data available



Horse/Jockey Name	General Wolffe
Final Rank	10
Fastest Section Time (Section)	0:11.85 (2000m)
Top Speed [km/h] (Section)	62.0 (2000m)
Race State	Finished



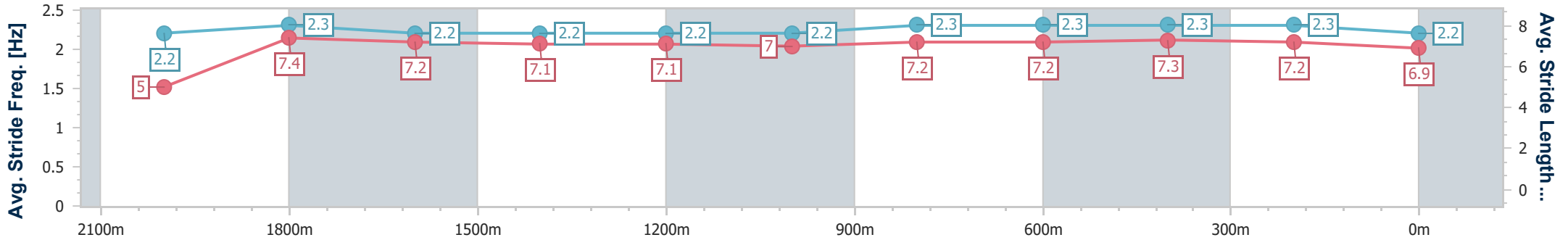
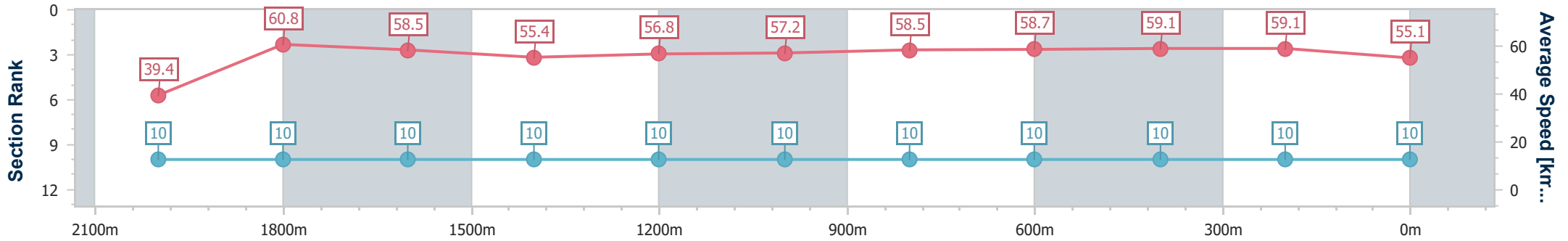
Sunshine Coast QLD Professional
Race 6: BUNDY CHOP SHOP BENCHMARK 65 Handicap - 2200m



23 April 2023 - 14:50

Track Rating: Good 4, Weather: Fine, Rail Position: + 10m Entire

Section	Overall	2000m	1800m	1600m	1400m	1200m	1000m	800m	600m	400m	200m
Section Times	2:23.57 [10] (0:18.30)	2:05.27 [10] (0:11.85)	1:53.42 [10] (0:12.45)	1:40.97 [10] (0:13.09)	1:27.88 [10] (0:12.79)	1:15.09 [10] (0:12.61)	1:02.48 [10] (0:12.44)	0:50.04 [10] (0:12.47)	0:37.57 [10] (0:12.34)	0:25.23 [10] (0:12.19)	0:13.04 [10] (0:13.04)
Average Speed [km/h]	39.4	60.8	58.5	55.4	56.8	57.2	58.5	58.7	59.1	59.1	55.1
Top Speed [km/h]	60.4	62.0	61.2	56.9	58.0	58.7	59.4	59.6	59.9	60.0	57.9
Avg. Dist. to Rail [m]	5.5	0.2	2.4	3.2	3.4	3.2	3.1	3.2	2.3	2.8	0.5
Avg. Stride Freq. [Hz]	2.2	2.3	2.2	2.2	2.2	2.2	2.3	2.3	2.3	2.3	2.2
Avg. Stride Length [m]	5.0	7.4	7.2	7.1	7.1	7.0	7.2	7.2	7.3	7.2	6.9



- [] Ranking at each section and finish
- .-.- No data available at this section
- NA No data available