



Eagle Farm QLD Professional

Race 6: THE STAR BENCHMARK 75 Handicap - 1600m

29 April 2023 - 14:27



BRISBANE
RACING CLUB

Track Rating: Good 4, Weather: Fine, Rail Position: +5m Entire Course

Section														
Field Times	Overall	1400m	1200m	1000m	800m	600m	400m	Last 600m						
	1:36.79 (0:13.59)	1:23.20 (0:11.33)	1:11.87 (0:11.83)	1:00.04 (0:12.25)	0:47.79 (0:12.19)	0:35.60 (0:11.85)	0:23.75 (0:11.53)	0:35.60						
Rank	TAB	Horse/Jockey	Barrier	Top Speed [km/h]	Fastest Section								Distance Travelled [m]	
1	9	BALTIC COAST Andrew Mallyon	8	64.8 400m	0:11.17 400m	1:36.79 [1] (0:14.27)	1:22.52 [11] (0:11.46)	1:11.06 [9] (0:11.94)	0:59.12 [8] (0:12.18)	0:46.94 [9] (0:12.08)	0:34.86 [8] (0:11.66)	0:23.20 [7] (0:11.17)	0:34.86	
2	4	PENTITO Taylor Marshall	6	63.9 400m	0:11.47 400m	1:36.95 [2] (0:13.84)	1:23.11 [5] (0:11.67)	1:11.44 [4] (0:11.77)	0:59.67 [4] (0:12.05)	0:47.62 [4] (0:12.07)	0:35.55 [3] (0:11.85)	0:23.70 [4] (0:11.47)	0:35.55	+2
3	18	YASUKE Damien Thornton	10	65.5 600m	0:11.34 400m	1:37.06 [3] (0:13.96)	1:23.10 [6] (0:11.55)	1:11.55 [5] (0:11.95)	0:59.60 [6] (0:12.08)	0:47.52 [7] (0:12.25)	0:35.27 [6] (0:11.68)	0:23.59 [6] (0:11.34)	0:35.27	+6
4	12	COUNT THE COIN Tegan Harrison	12	65.1 1400m	0:11.47 1400m	1:37.09 [4] (0:13.68)	1:23.41 [3] (0:11.47)	1:11.94 [3] (0:11.78)	1:00.16 [3] (0:12.10)	0:48.06 [3] (0:12.53)	0:35.53 [5] (0:11.48)	0:24.05 [3] (0:11.53)	0:35.53	+2
5	1	SIR BARNABUS Yvette Lewis	7	65.4 400m	0:11.30 400m	1:37.10 [5] (0:14.07)	1:23.03 [7] (0:11.65)	1:11.38 [7] (0:11.82)	0:59.56 [7] (0:11.99)	0:47.57 [6] (0:12.61)	0:34.96 [9] (0:11.60)	0:23.36 [9] (0:11.30)	0:34.96	+8
6	3	PRINCESS RHAENYS Angela Jones	11	66.8 400m	0:11.00 400m	1:37.10 [6] (0:14.51)	1:22.59 [14] (0:11.74)	1:10.85 [15] (0:12.01)	0:58.84 [13] (0:12.02)	0:46.82 [14] (0:12.20)	0:34.62 [15] (0:11.58)	0:23.04 [13] (0:11.00)	0:34.62	+2
7	8	OUTBURST Boris Thornton	2	64.4 400m	0:11.39 400m	1:37.15 [7] (0:13.83)	1:23.32 [4] (0:11.71)	1:11.61 [6] (0:11.88)	0:59.73 [5] (0:12.13)	0:47.60 [5] (0:12.15)	0:35.45 [4] (0:11.60)	0:23.85 [5] (0:11.39)	0:35.45	-2
8	11	SUNFALL Kyle Wilson-Taylor	14	63.8 1400m	0:11.49 1400m	1:37.18 [8] (0:13.59)	1:23.59 [1] (0:11.49)	1:12.10 [2] (0:11.87)	1:00.23 [2] (0:12.13)	0:48.10 [2] (0:12.11)	0:35.99 [1] (0:11.85)	0:24.14 [1] (0:11.62)	0:35.99	+2
9	13	MAKEDON Nikita Beriman	15	65.1 1400m	0:11.28 1400m	1:37.40 [9] (0:13.64)	1:23.76 [2] (0:11.28)	1:12.48 [1] (0:11.83)	1:00.65 [1] (0:12.25)	0:48.40 [1] (0:12.19)	0:36.21 [2] (0:11.85)	0:24.36 [2] (0:11.74)	0:36.21	+4
10	6	ATON OF DELIGHT Mark Du Plessis	18	65.2 400m	0:11.27 400m	1:37.42 [10] (0:14.57)	1:22.85 [15] (0:11.64)	1:11.21 [13] (0:12.15)	0:59.06 [15] (0:11.99)	0:47.07 [15] (0:12.02)	0:35.05 [13] (0:11.51)	0:23.54 [10] (0:11.27)	0:35.05	+5

Scratched: Festival Prince (#2), Yangari (#17), Amicus Curiae (#15)

[] Ranking at each section and finish
 -:-:- No data available at this section
 NA No data available

SCN Saddle cloth number
 DNF Did not finish
 DNT Did not track



Eagle Farm QLD Professional

Race 6: THE STAR BENCHMARK 75 Handicap - 1600m

29 April 2023 - 14:27



BRISBANE
RACING CLUB

Track Rating: Good 4, Weather: Fine, Rail Position: +5m Entire Course

Section	Overall	1400m	1200m	1000m	800m	600m	400m	Last 600m					
Field Times	1:36.79 (0:13.59)	1:23.20 (0:11.33)	1:11.87 (0:11.83)	1:00.04 (0:12.25)	0:47.79 (0:12.19)	0:35.60 (0:11.85)	0:23.75 (0:11.53)	0:35.60					
Rank	TAB Horse/Jockey	Barrier	Top Speed [km/h]	Fastest Section					Distance Travelled [m]				
11	16 SABALENKA Tim Clark	9	65.0 400m	0:11.32 400m	1:37.46 [11] (0:14.19)	1:23.27 [9] (0:11.54)	1:11.73 [7] (0:12.01)	0:59.72 [9] (0:11.96)	0:47.76 [8] (0:12.17)	0:35.59 [7] (0:11.87)	0:23.72 [8] (0:11.32)	0:35.59	+8
12	14 MOKTAFFY James Orman	3	65.5 400m	0:11.18 400m	1:37.47 [12] (0:14.25)	1:23.22 [10] (0:11.79)	1:11.43 [12] (0:11.98)	0:59.45 [11] (0:12.11)	0:47.34 [12] (0:12.11)	0:35.23 [12] (0:11.67)	0:23.56 [12] (0:11.18)	0:35.23	-1
13	7 GWAN SO Chad Schofield	16	65.8 600m	0:11.45 400m	1:37.52 [13] (0:14.13)	1:23.39 [8] (0:11.85)	1:11.54 [11] (0:12.05)	0:59.49 [12] (0:11.96)	0:47.53 [10] (0:12.10)	0:35.43 [10] (0:11.69)	0:23.74 [11] (0:11.45)	0:35.43	+13
14	10 JAKKALBERRY FINN Ben Thompson	5	64.6 400m	0:11.50 400m	1:38.19 [14] (0:14.49)	1:23.70 [13] (0:11.70)	1:12.00 [14] (0:12.06)	0:59.94 [14] (0:11.96)	0:47.98 [13] (0:12.18)	0:35.80 [14] (0:11.76)	0:24.04 [15] (0:11.50)	0:35.80	-1
15	5 SMYTZER Marnu Potgieter	1	65.5 Overall	0:11.54 400m	1:38.26 [15] (0:14.29)	1:23.97 [12] (0:11.67)	1:12.30 [10] (0:12.04)	1:00.26 [10] (0:12.07)	0:48.19 [11] (0:12.15)	0:36.04 [11] (0:11.70)	0:24.34 [14] (0:11.54)	0:36.04	+1

Scratched: Festival Prince (#2), Yangari (#17), Amicus Curiae (#15)



Eagle Farm QLD Professional

Race 6: THE STAR BENCHMARK 75 Handicap - 1600m

29 April 2023 - 14:27



BRISBANE
RACING CLUB

Track Rating: Good 4, Weather: Fine, Rail Position: +5m Entire Course

Section							200m			Last 600m
Field Times							0:12.22			0:35.60
Rank	TAB	Horse/Jockey	Barrier	Top Speed [km/h]	Fastest Section	Margin				Distance Travelled [m]
1	9	BALTIC COAST Andrew Mallyon	8	64.8 400m	0:11.17 400m	0:12.03 [5] (0:12.03)	1:36.79		0:34.86	
2	4	PENTITO Taylor Marshall	6	63.9 400m	0:11.47 400m	0:12.23 [3] (0:12.23)	0.96L		0:35.55	+2
3	18	YASUKE Damien Thornton	10	65.5 600m	0:11.34 400m	0:12.25 [7] (0:12.25)	1.61L		0:35.27	+6
4	12	COUNT THE COIN Tegan Harrison	12	65.1 1400m	0:11.47 1400m	0:12.52 [4] (0:12.52)	1.8L		0:35.53	+2
5	1	SIR BARNABUS Yvette Lewis	7	65.4 400m	0:11.30 400m	0:12.06 [11] (0:12.06)	1.81L		0:34.96	+8
6	3	PRINCESS RHAENYS Angela Jones	11	66.8 400m	0:11.00 400m	0:12.04 [8] (0:12.04)	1.83L		0:34.62	+2
7	8	OUTBURST Boris Thornton	2	64.4 400m	0:11.39 400m	0:12.46 [2] (0:12.46)	2.15L		0:35.45	-2
8	11	SUNFALL Kyle Wilson-Taylor	14	63.8 1400m	0:11.49 1400m	0:12.52 [1] (0:12.52)	2.32L		0:35.99	+2
9	13	MAKEDON Nikita Beriman	15	65.1 1400m	0:11.28 1400m	0:12.62 [6] (0:12.62)	3.61L		0:36.21	+4
10	6	ATON OF DELIGHT Mark Du Plessis	18	65.2 400m	0:11.27 400m	0:12.27 [9] (0:12.27)	3.73L		0:35.05	+5

Scratched: Festival Prince (#2), Yangari (#17), Amicus Curiae (#15)

Report Created: Sat 29 April 2023 15:18 GMT+10 (Note: Timing is based on position data)

Page 3/19

[] Ranking at each section and finish
 -:-:- No data available at this section
 NA No data available

SCN Saddle cloth number
 DNF Did not finish
 DNT Did not track

data processed by  **TRIPLES DATA**



Eagle Farm QLD Professional
Race 6: THE STAR BENCHMARK 75 Handicap - 1600m
29 April 2023 - 14:27



Track Rating: Good 4, Weather: Fine, Rail Position: +5m Entire Course

Section				200m				Last 600m	
Field Times				0:12.22 (0:12.22)				0:35.60	
Rank	TAB Horse/Jockey	Barrier	Top Speed [km/h]	Fastest Section	Margin				Distance Travelled [m]
11	16 SABALENKA Tim Clark	9	65.0 400m	0:11.32 400m	0:12.40 [10] (0:12.40)	3.96L		0:35.59	+8
12	14 MOKTAFFY James Orman	3	65.5 400m	0:11.18 400m	0:12.38 [12] (0:12.38)	4.01L		0:35.23	-1
13	7 GWAN SO Chad Schofield	16	65.8 600m	0:11.45 400m	0:12.29 [13] (0:12.29)	4.33L		0:35.43	+13
14	10 JAKKALBERRY FINN Ben Thompson	5	64.6 400m	0:11.50 400m	0:12.54 [15] (0:12.54)	8.26L		0:35.80	-1
15	5 SMYTZER Marnu Potgieter	1	65.5 Overall	0:11.54 400m	0:12.80 [14] (0:12.80)	8.63L		0:36.04	+1

Scratched: Festival Prince (#2), Yangari (#17), Amicus Curiae (#15)



Horse/Jockey Name	Baltic Coast
Final Rank	1
Fastest Section Time (Section)	0:11.17 (400m)
Top Speed [km/h] (Section)	64.8 (400m)
Race State	Finished



Eagle Farm QLD Professional

Race 6: THE STAR BENCHMARK 75 Handicap - 1600m

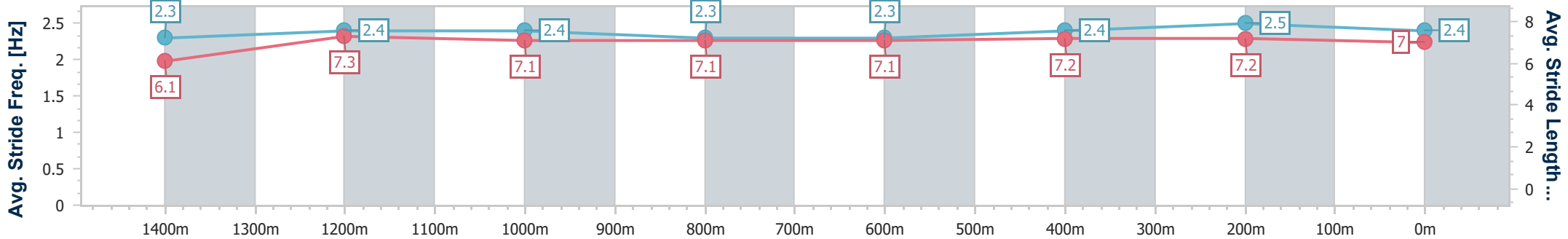
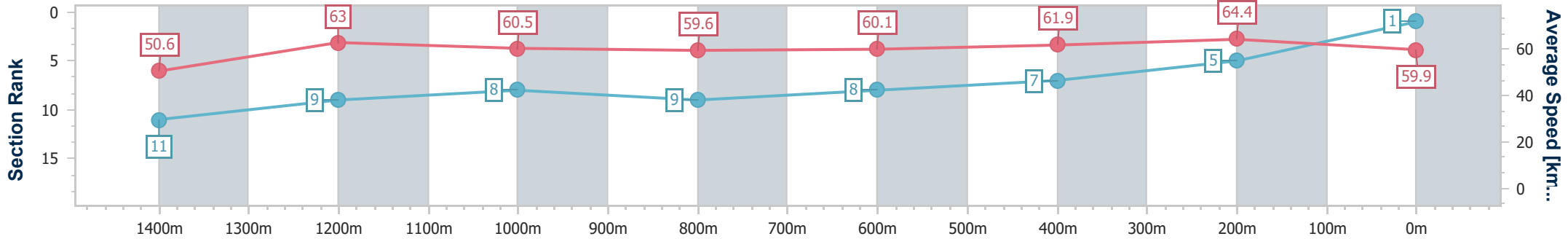
29 April 2023 - 14:27

Track Rating: Good 4, Weather: Fine, Rail Position: +5m Entire Course



BRISBANE RACING CLUB

Section	Overall	1400m	1200m	1000m	800m	600m	400m	200m
Section Times	1:36.79 [1] (0:14.27)	1:22.52 [11] (0:11.46)	1:11.06 [9] (0:11.94)	0:59.12 [8] (0:12.18)	0:46.94 [9] (0:12.08)	0:34.86 [8] (0:11.66)	0:23.20 [7] (0:11.17)	0:12.03 [5] (0:12.03)
Average Speed [km/h]	50.6	63.0	60.5	59.6	60.1	61.9	64.4	59.9
Top Speed [km/h]	62.8	63.8	61.8	60.6	61.2	64.6	64.8	63.9
Avg. Dist. to Rail [m]	6.9	2.3	2.6	1.8	1.7	0.6	5.3	7.9
Avg. Stride Freq. [Hz]	2.3	2.4	2.4	2.3	2.3	2.4	2.5	2.4
Avg. Stride Length [m]	6.1	7.3	7.1	7.1	7.1	7.2	7.2	7.0



- [] Ranking at each section and finish
- .-.- No data available at this section
- NA No data available



Horse/Jockey Name	Pentito
Final Rank	2
Fastest Section Time (Section)	0:11.47 (400m)
Top Speed [km/h] (Section)	63.9 (400m)
Race State	Finished



Eagle Farm QLD Professional

Race 6: THE STAR BENCHMARK 75 Handicap - 1600m

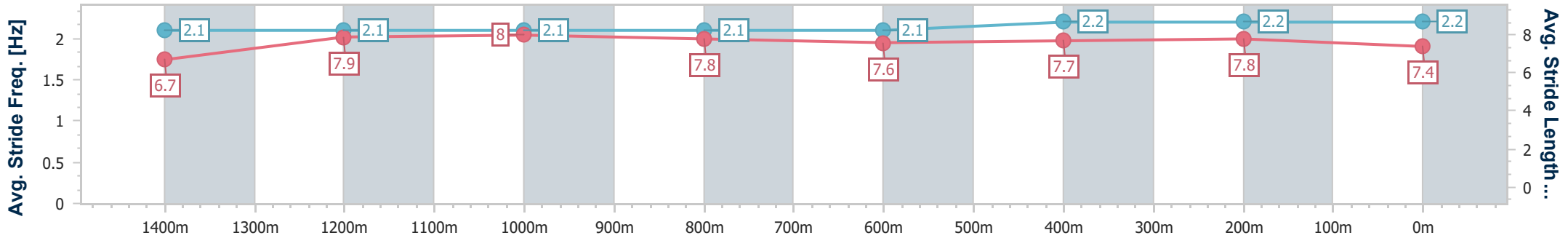
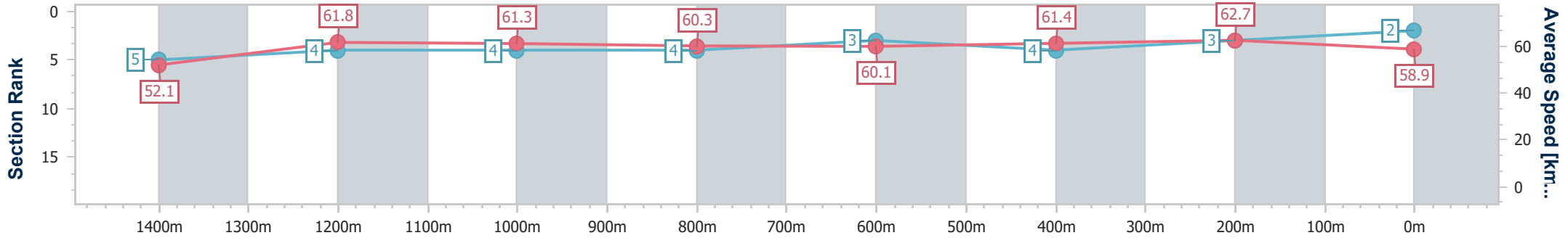
29 April 2023 - 14:27

Track Rating: Good 4, Weather: Fine, Rail Position: +5m Entire Course



BRISBANE RACING CLUB

Section	Overall	1400m	1200m	1000m	800m	600m	400m	200m
Section Times	1:36.95 [2] (0:13.84)	1:23.11 [5] (0:11.67)	1:11.44 [4] (0:11.77)	0:59.67 [4] (0:12.05)	0:47.62 [4] (0:12.07)	0:35.55 [3] (0:11.85)	0:23.70 [4] (0:11.47)	0:12.23 [3] (0:12.23)
Average Speed [km/h]	52.1	61.8	61.3	60.3	60.1	61.4	62.7	58.9
Top Speed [km/h]	63.5	62.4	62.1	61.1	61.0	63.1	63.9	61.4
Avg. Dist. to Rail [m]	6.3	1.8	2.2	1.9	2.0	1.8	5.1	6.3
Avg. Stride Freq. [Hz]	2.1	2.1	2.1	2.1	2.1	2.2	2.2	2.2
Avg. Stride Length [m]	6.7	7.9	8.0	7.8	7.6	7.7	7.8	7.4



- [] Ranking at each section and finish
- .-.- No data available at this section
- NA No data available



Horse/Jockey Name	Yasuke
Final Rank	3
Fastest Section Time (Section)	0:11.34 (400m)
Top Speed [km/h] (Section)	65.5 (600m)
Race State	Finished



Eagle Farm QLD Professional

Race 6: THE STAR BENCHMARK 75 Handicap - 1600m

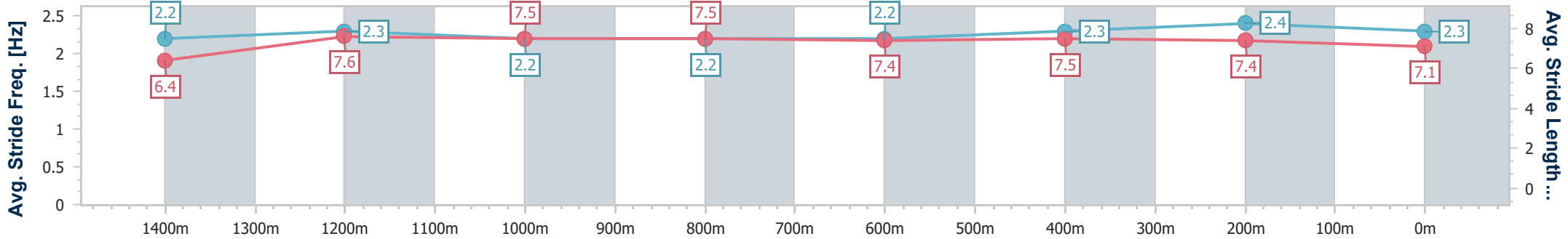
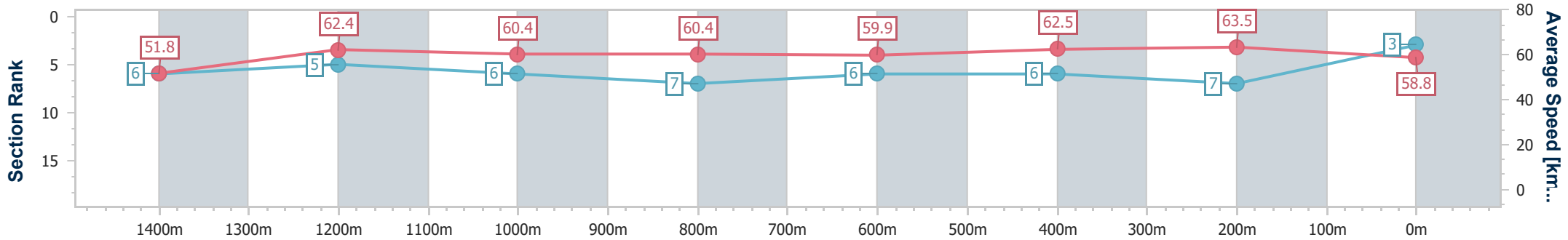
29 April 2023 - 14:27

Track Rating: Good 4, Weather: Fine, Rail Position: +5m Entire Course



BRISBANE RACING CLUB

Section	Overall	1400m	1200m	1000m	800m	600m	400m	200m
Section Times	1:37.06 [3] (0:13.96)	1:23.10 [6] (0:11.55)	1:11.55 [5] (0:11.95)	0:59.60 [6] (0:12.08)	0:47.52 [7] (0:12.25)	0:35.27 [6] (0:11.68)	0:23.59 [6] (0:11.34)	0:12.25 [7] (0:12.25)
Average Speed [km/h]	51.8	62.4	60.4	60.4	59.9	62.5	63.5	58.8
Top Speed [km/h]	65.5	64.2	62.2	62.3	60.6	65.5	65.5	61.7
Avg. Dist. to Rail [m]	9.4	1.8	2.6	2.8	3.7	2.9	6.4	8.0
Avg. Stride Freq. [Hz]	2.2	2.3	2.2	2.2	2.2	2.3	2.4	2.3
Avg. Stride Length [m]	6.4	7.6	7.5	7.5	7.4	7.5	7.4	7.1



- [] Ranking at each section and finish
- .-.- No data available at this section
- NA No data available



Horse/Jockey Name	Count The Coin
Final Rank	4
Fastest Section Time (Section)	0:11.47 (1400m)
Top Speed [km/h] (Section)	65.1 (1400m)
Race State	Finished



Eagle Farm QLD Professional

Race 6: THE STAR BENCHMARK 75 Handicap - 1600m

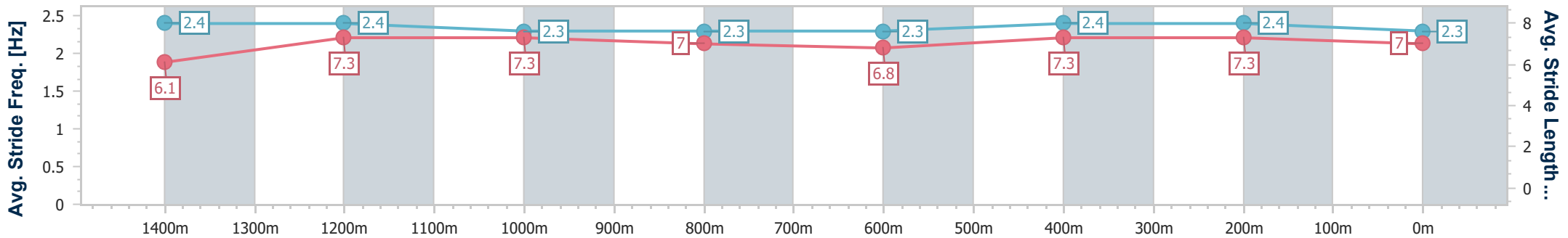
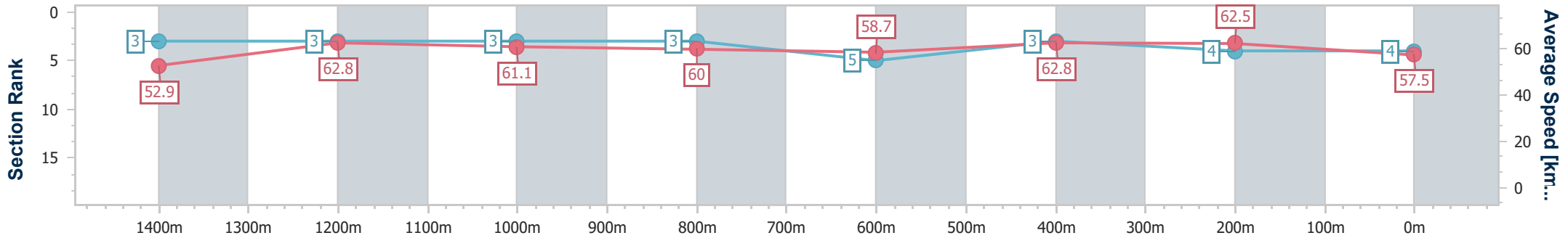
29 April 2023 - 14:27

Track Rating: Good 4, Weather: Fine, Rail Position: +5m Entire Course



BRISBANE RACING CLUB

Section	Overall	1400m	1200m	1000m	800m	600m	400m	200m
Section Times	1:37.09 [4] (0:13.68)	1:23.41 [3] (0:11.47)	1:11.94 [3] (0:11.78)	1:00.16 [3] (0:12.10)	0:48.06 [3] (0:12.53)	0:35.53 [5] (0:11.48)	0:24.05 [3] (0:11.53)	0:12.52 [4] (0:12.52)
Average Speed [km/h]	52.9	62.8	61.1	60.0	58.7	62.8	62.5	57.5
Top Speed [km/h]	64.3	65.1	61.9	60.7	60.6	64.5	65.0	60.0
Avg. Dist. to Rail [m]	8.9	0.9	0.4	1.1	4.4	0.8	1.8	2.7
Avg. Stride Freq. [Hz]	2.4	2.4	2.3	2.3	2.3	2.4	2.4	2.3
Avg. Stride Length [m]	6.1	7.3	7.3	7.0	6.8	7.3	7.3	7.0



- [] Ranking at each section and finish
- .-.- No data available at this section
- NA No data available



Horse/Jockey Name	Sir Barnabus
Final Rank	5
Fastest Section Time (Section)	0:11.30 (400m)
Top Speed [km/h] (Section)	65.4 (400m)
Race State	Finished



Eagle Farm QLD Professional

Race 6: THE STAR BENCHMARK 75 Handicap - 1600m

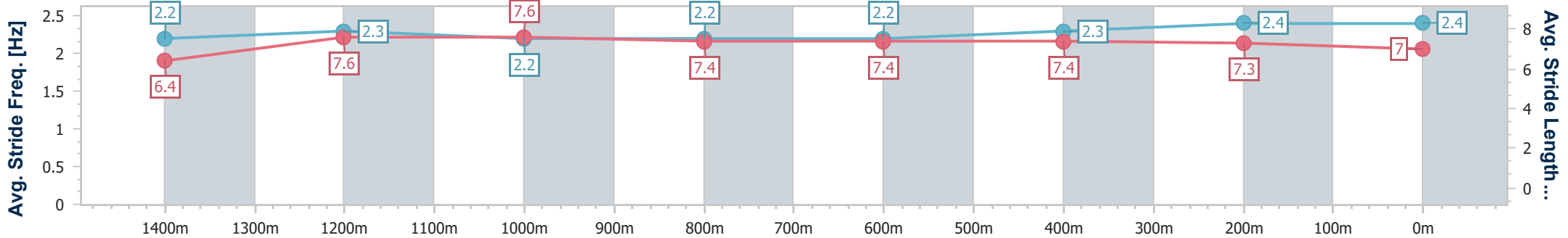
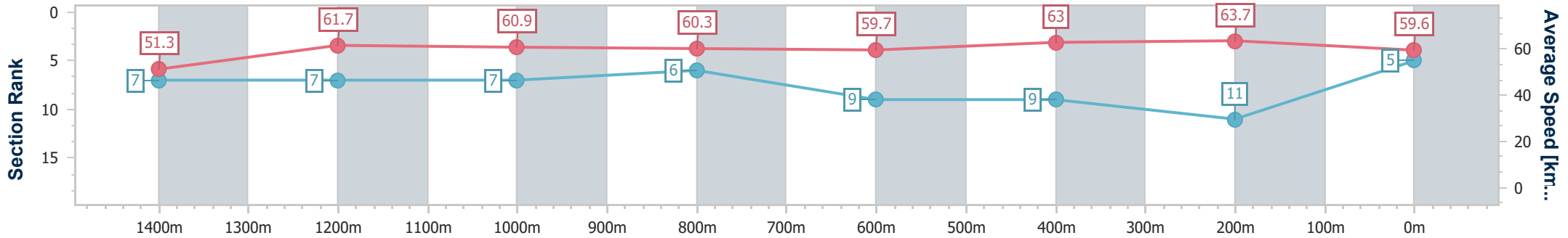
29 April 2023 - 14:27

Track Rating: Good 4, Weather: Fine, Rail Position: +5m Entire Course



BRISBANE RACING CLUB

Section	Overall	1400m	1200m	1000m	800m	600m	400m	200m
Section Times	1:37.10 [5] (0:14.07)	1:23.03 [7] (0:11.65)	1:11.38 [7] (0:11.82)	0:59.56 [7] (0:11.99)	0:47.57 [6] (0:12.61)	0:34.96 [9] (0:11.60)	0:23.36 [9] (0:11.30)	0:12.06 [11] (0:12.06)
Average Speed [km/h]	51.3	61.7	60.9	60.3	59.7	63.0	63.7	59.6
Top Speed [km/h]	62.7	62.3	61.4	61.4	61.9	64.7	65.4	62.3
Avg. Dist. to Rail [m]	7.3	0.5	1.4	1.7	10.0	2.6	1.0	1.3
Avg. Stride Freq. [Hz]	2.2	2.3	2.2	2.2	2.2	2.3	2.4	2.4
Avg. Stride Length [m]	6.4	7.6	7.6	7.4	7.4	7.4	7.3	7.0



- [] Ranking at each section and finish
- .-.- No data available at this section
- NA No data available



Horse/Jockey Name	Princess Rhaenys
Final Rank	6
Fastest Section Time (Section)	0:11.00 (400m)
Top Speed [km/h] (Section)	66.8 (400m)
Race State	Finished



Eagle Farm QLD Professional

Race 6: THE STAR BENCHMARK 75 Handicap - 1600m

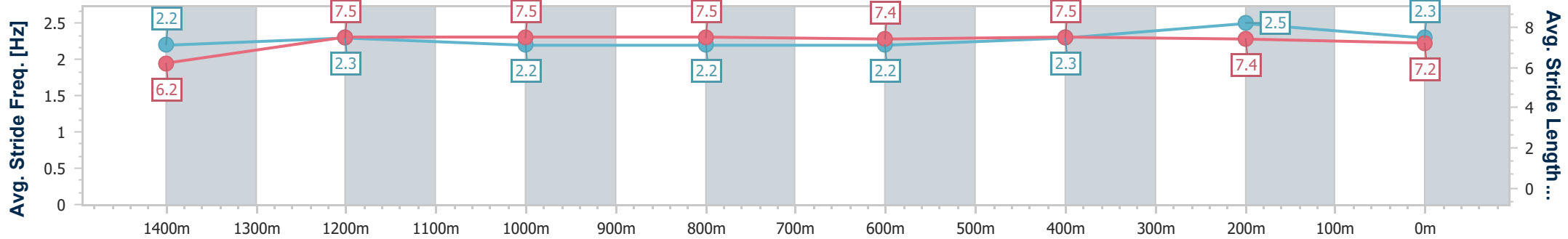
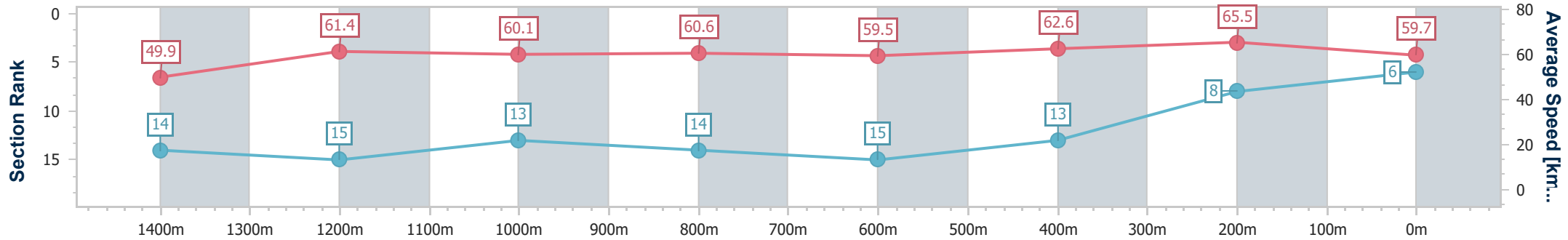
29 April 2023 - 14:27

Track Rating: Good 4, Weather: Fine, Rail Position: +5m Entire Course



BRISBANE RACING CLUB

Section	Overall	1400m	1200m	1000m	800m	600m	400m	200m
Section Times	1:37.10 [6] (0:14.51)	1:22.59 [14] (0:11.74)	1:10.85 [15] (0:12.01)	0:58.84 [13] (0:12.02)	0:46.82 [14] (0:12.20)	0:34.62 [15] (0:11.58)	0:23.04 [13] (0:11.00)	0:12.04 [8] (0:12.04)
Average Speed [km/h]	49.9	61.4	60.1	60.6	59.5	62.6	65.5	59.7
Top Speed [km/h]	61.2	63.1	61.2	61.6	61.1	65.7	66.8	63.5
Avg. Dist. to Rail [m]	9.9	2.3	2.5	2.4	1.9	1.2	4.7	4.2
Avg. Stride Freq. [Hz]	2.2	2.3	2.2	2.2	2.2	2.3	2.5	2.3
Avg. Stride Length [m]	6.2	7.5	7.5	7.5	7.4	7.5	7.4	7.2



- [] Ranking at each section and finish
- .-.- No data available at this section
- NA No data available



Horse/Jockey Name	Outburst
Final Rank	7
Fastest Section Time (Section)	0:11.39 (400m)
Top Speed [km/h] (Section)	64.4 (400m)
Race State	Finished



Eagle Farm QLD Professional

Race 6: THE STAR BENCHMARK 75 Handicap - 1600m

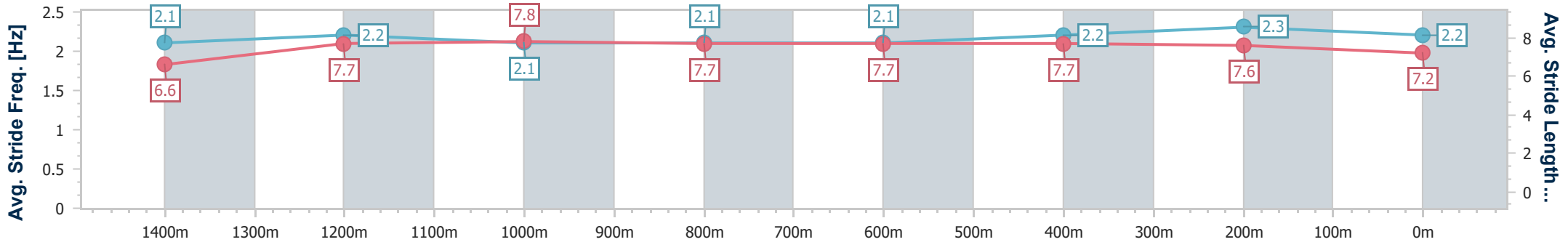
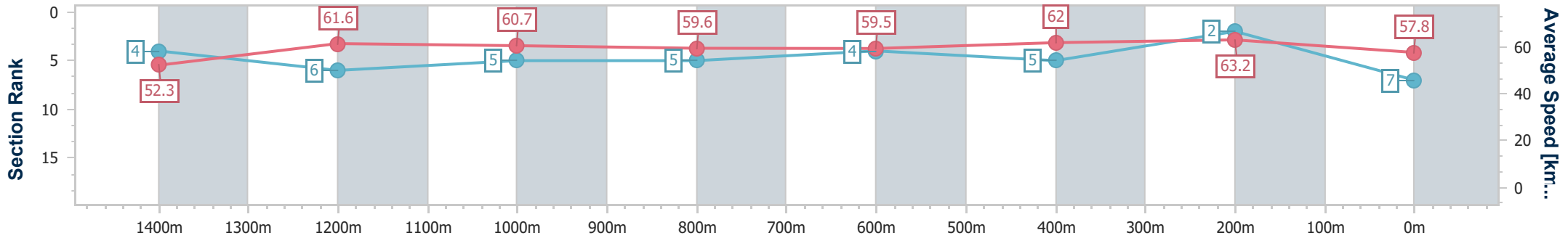
29 April 2023 - 14:27

Track Rating: Good 4, Weather: Fine, Rail Position: +5m Entire Course



BRISBANE RACING CLUB

Section	Overall	1400m	1200m	1000m	800m	600m	400m	200m
Section Times	1:37.15 [7] (0:13.83)	1:23.32 [4] (0:11.71)	1:11.61 [6] (0:11.88)	0:59.73 [5] (0:12.13)	0:47.60 [5] (0:12.15)	0:35.45 [4] (0:11.60)	0:23.85 [5] (0:11.39)	0:12.46 [2] (0:12.46)
Average Speed [km/h]	52.3	61.6	60.7	59.6	59.5	62.0	63.2	57.8
Top Speed [km/h]	62.6	62.7	61.7	60.5	60.5	63.9	64.4	60.8
Avg. Dist. to Rail [m]	13.2	3.1	2.2	0.9	0.7	0.4	1.1	0.4
Avg. Stride Freq. [Hz]	2.1	2.2	2.1	2.1	2.1	2.2	2.3	2.2
Avg. Stride Length [m]	6.6	7.7	7.8	7.7	7.7	7.7	7.6	7.2



- [] Ranking at each section and finish
- .-.- No data available at this section
- NA No data available



Horse/Jockey Name	Sunfall
Final Rank	8
Fastest Section Time (Section)	0:11.49 (1400m)
Top Speed [km/h] (Section)	63.8 (1400m)
Race State	Finished



Eagle Farm QLD Professional

Race 6: THE STAR BENCHMARK 75 Handicap - 1600m

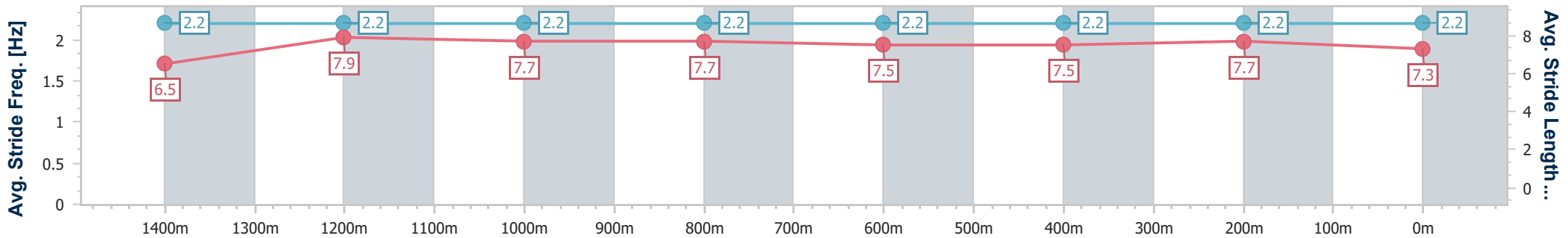
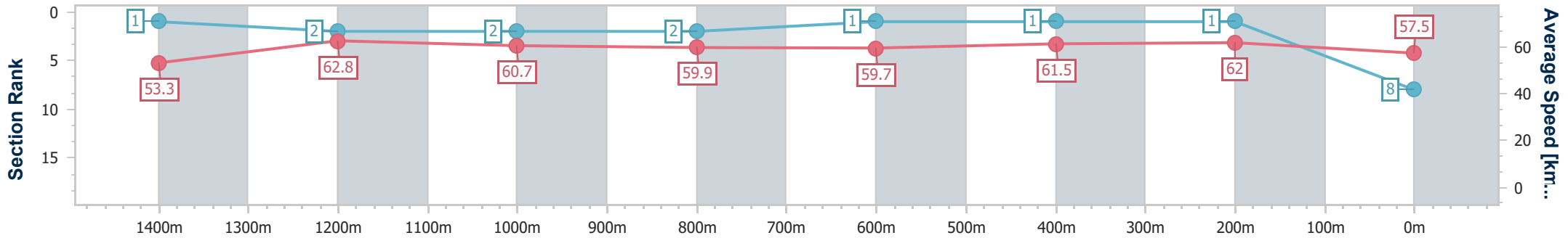
29 April 2023 - 14:27

Track Rating: Good 4, Weather: Fine, Rail Position: +5m Entire Course



BRISBANE RACING CLUB

Section	Overall	1400m	1200m	1000m	800m	600m	400m	200m
Section Times	1:37.18 [8] (0:13.59)	1:23.59 [1] (0:11.49)	1:12.10 [2] (0:11.87)	1:00.23 [2] (0:12.13)	0:48.10 [2] (0:12.11)	0:35.99 [1] (0:11.85)	0:24.14 [1] (0:11.62)	0:12.52 [1] (0:12.52)
Average Speed [km/h]	53.3	62.8	60.7	59.9	59.7	61.5	62.0	57.5
Top Speed [km/h]	63.3	63.8	61.7	60.5	60.7	63.0	63.3	60.0
Avg. Dist. to Rail [m]	9.9	2.7	2.8	1.4	1.5	2.2	4.5	5.1
Avg. Stride Freq. [Hz]	2.2	2.2	2.2	2.2	2.2	2.2	2.2	2.2
Avg. Stride Length [m]	6.5	7.9	7.7	7.7	7.5	7.5	7.7	7.3



- [] Ranking at each section and finish
- .-.- No data available at this section
- NA No data available



Horse/Jockey Name	Makedon
Final Rank	9
Fastest Section Time (Section)	0:11.28 (1400m)
Top Speed [km/h] (Section)	65.1 (1400m)
Race State	Finished



Eagle Farm QLD Professional

Race 6: THE STAR BENCHMARK 75 Handicap - 1600m

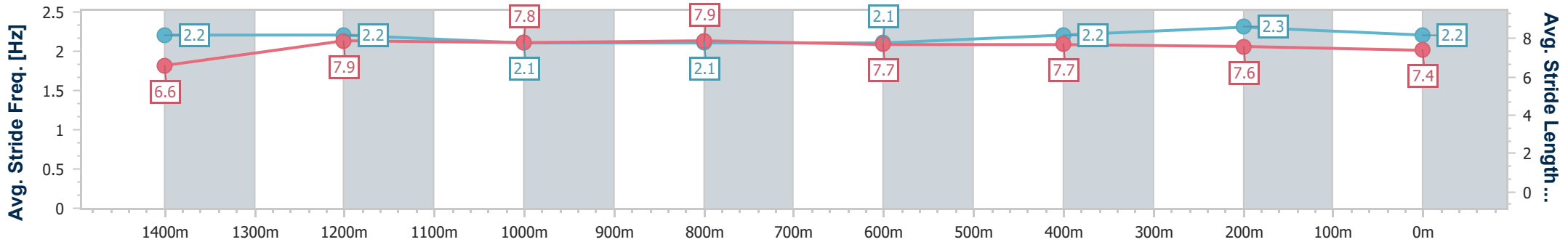
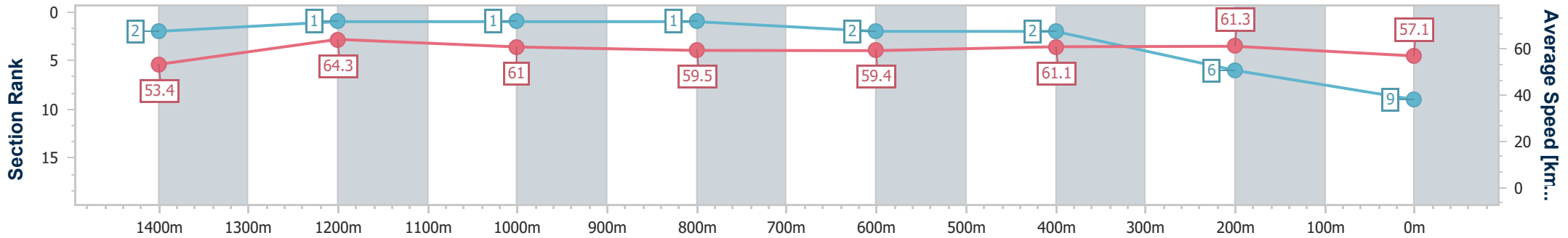
29 April 2023 - 14:27

Track Rating: Good 4, Weather: Fine, Rail Position: +5m Entire Course



BRISBANE RACING CLUB

Section	Overall	1400m	1200m	1000m	800m	600m	400m	200m
Section Times	1:37.40 [9] (0:13.64)	1:23.76 [2] (0:11.28)	1:12.48 [1] (0:11.83)	1:00.65 [1] (0:12.25)	0:48.40 [1] (0:12.19)	0:36.21 [2] (0:11.85)	0:24.36 [2] (0:11.74)	0:12.62 [6] (0:12.62)
Average Speed [km/h]	53.4	64.3	61.0	59.5	59.4	61.1	61.3	57.1
Top Speed [km/h]	64.7	65.1	62.8	60.0	60.0	61.9	62.2	59.5
Avg. Dist. to Rail [m]	19.6	8.7	5.1	2.3	1.1	1.1	3.0	2.9
Avg. Stride Freq. [Hz]	2.2	2.2	2.1	2.1	2.1	2.2	2.3	2.2
Avg. Stride Length [m]	6.6	7.9	7.8	7.9	7.7	7.7	7.6	7.4



- [] Ranking at each section and finish
- .-.- No data available at this section
- NA No data available



Horse/Jockey Name	Aton Of Delight
Final Rank	10
Fastest Section Time (Section)	0:11.27 (400m)
Top Speed [km/h] (Section)	65.2 (400m)
Race State	Finished



Eagle Farm QLD Professional

Race 6: THE STAR BENCHMARK 75 Handicap - 1600m

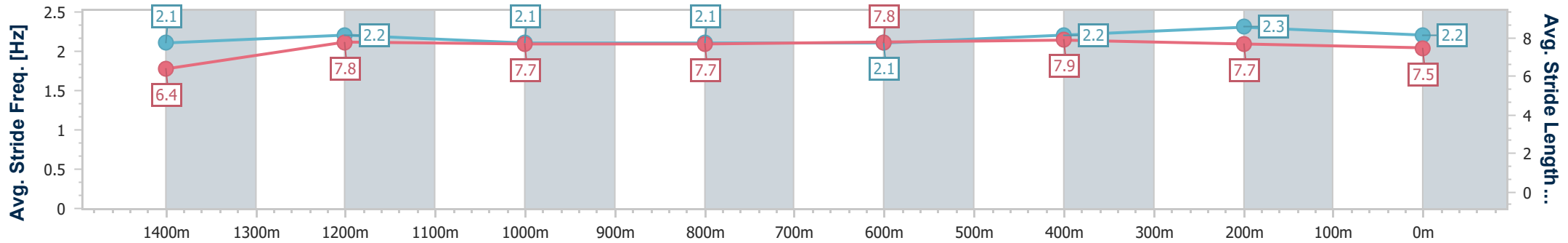
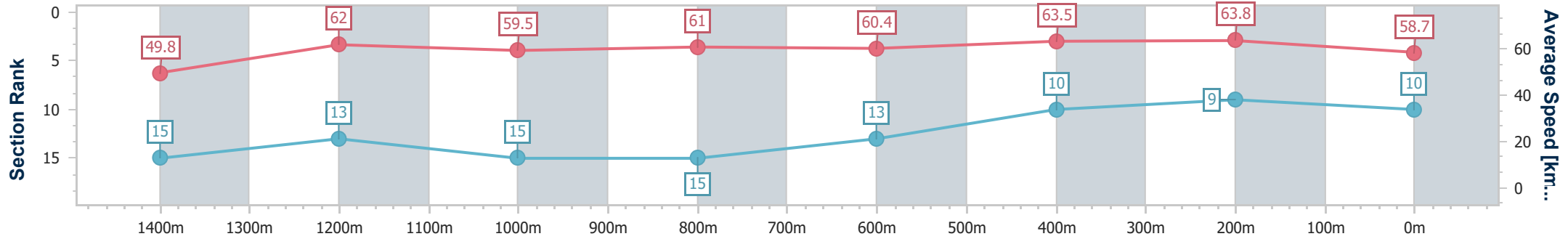
29 April 2023 - 14:27

Track Rating: Good 4, Weather: Fine, Rail Position: +5m Entire Course



BRISBANE RACING CLUB

Section	Overall	1400m	1200m	1000m	800m	600m	400m	200m
Section Times	1:37.42 [10] (0:14.57)	1:22.85 [15] (0:11.64)	1:11.21 [13] (0:12.15)	0:59.06 [15] (0:11.99)	0:47.07 [15] (0:12.02)	0:35.05 [13] (0:11.51)	0:23.54 [10] (0:11.27)	0:12.27 [9] (0:12.27)
Average Speed [km/h]	49.8	62.0	59.5	61.0	60.4	63.5	63.8	58.7
Top Speed [km/h]	61.0	63.4	60.9	62.3	61.6	65.1	65.2	61.6
Avg. Dist. to Rail [m]	13.5	3.8	3.6	3.1	1.8	3.1	10.8	11.1
Avg. Stride Freq. [Hz]	2.1	2.2	2.1	2.1	2.1	2.2	2.3	2.2
Avg. Stride Length [m]	6.4	7.8	7.7	7.7	7.8	7.9	7.7	7.5



- [] Ranking at each section and finish
- .-.- No data available at this section
- NA No data available



Horse/Jockey Name	Sabalenka
Final Rank	11
Fastest Section Time (Section)	0:11.32 (400m)
Top Speed [km/h] (Section)	65.0 (400m)
Race State	Finished



Eagle Farm QLD Professional

Race 6: THE STAR BENCHMARK 75 Handicap - 1600m

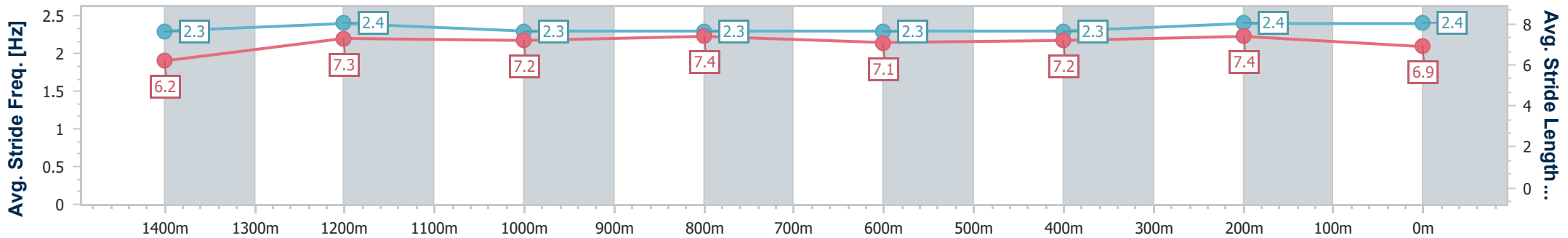
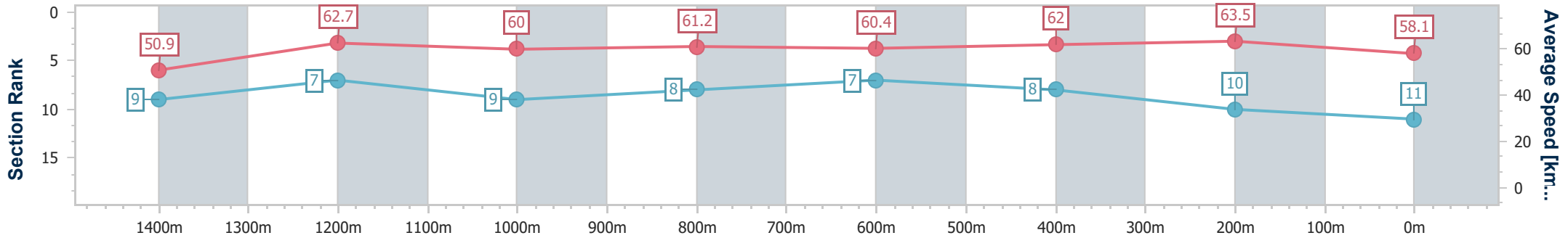
29 April 2023 - 14:27

Track Rating: Good 4, Weather: Fine, Rail Position: +5m Entire Course



BRISBANE RACING CLUB

Section	Overall	1400m	1200m	1000m	800m	600m	400m	200m
Section Times	1:37.46 [11] (0:14.19)	1:23.27 [9] (0:11.54)	1:11.73 [7] (0:12.01)	0:59.72 [9] (0:11.96)	0:47.76 [8] (0:12.17)	0:35.59 [7] (0:11.87)	0:23.72 [8] (0:11.32)	0:12.40 [10] (0:12.40)
Average Speed [km/h]	50.9	62.7	60.0	61.2	60.4	62.0	63.5	58.1
Top Speed [km/h]	62.5	63.6	60.9	61.9	61.8	64.6	65.0	61.0
Avg. Dist. to Rail [m]	8.3	3.1	3.6	3.1	4.4	4.3	8.1	8.0
Avg. Stride Freq. [Hz]	2.3	2.4	2.3	2.3	2.3	2.3	2.4	2.4
Avg. Stride Length [m]	6.2	7.3	7.2	7.4	7.1	7.2	7.4	6.9



- [] Ranking at each section and finish
- .-.- No data available at this section
- NA No data available



Horse/Jockey Name	Moktaffy
Final Rank	12
Fastest Section Time (Section)	0:11.18 (400m)
Top Speed [km/h] (Section)	65.5 (400m)
Race State	Finished



Eagle Farm QLD Professional

Race 6: THE STAR BENCHMARK 75 Handicap - 1600m

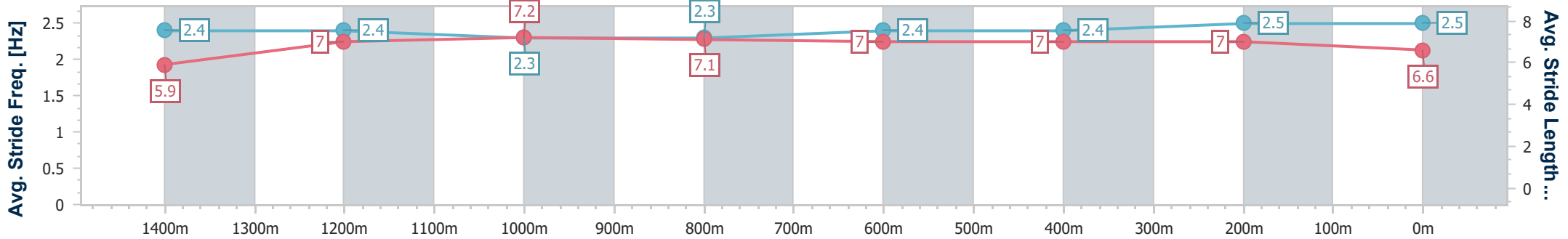
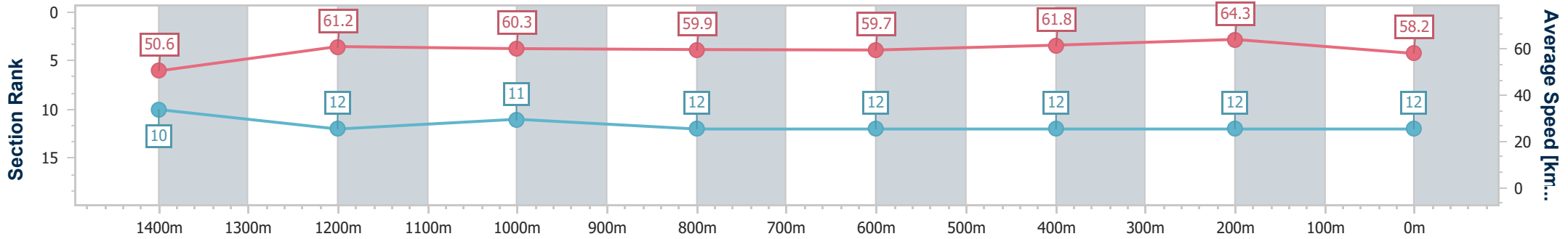
29 April 2023 - 14:27

Track Rating: Good 4, Weather: Fine, Rail Position: +5m Entire Course



BRISBANE RACING CLUB

Section	Overall	1400m	1200m	1000m	800m	600m	400m	200m
Section Times	1:37.47 [12] (0:14.25)	1:23.22 [10] (0:11.79)	1:11.43 [12] (0:11.98)	0:59.45 [11] (0:12.11)	0:47.34 [12] (0:12.11)	0:35.23 [12] (0:11.67)	0:23.56 [12] (0:11.18)	0:12.38 [12] (0:12.38)
Average Speed [km/h]	50.6	61.2	60.3	59.9	59.7	61.8	64.3	58.2
Top Speed [km/h]	62.4	63.1	61.2	61.7	61.0	64.8	65.5	62.9
Avg. Dist. to Rail [m]	5.4	2.3	2.9	2.0	1.0	0.3	2.1	1.5
Avg. Stride Freq. [Hz]	2.4	2.4	2.3	2.3	2.4	2.4	2.5	2.5
Avg. Stride Length [m]	5.9	7.0	7.2	7.1	7.0	7.0	7.0	6.6



- [] Ranking at each section and finish
- .-.- No data available at this section
- NA No data available



Horse/Jockey Name	Gwan So
Final Rank	13
Fastest Section Time (Section)	0:11.45 (400m)
Top Speed [km/h] (Section)	65.8 (600m)
Race State	Finished



Eagle Farm QLD Professional

Race 6: THE STAR BENCHMARK 75 Handicap - 1600m

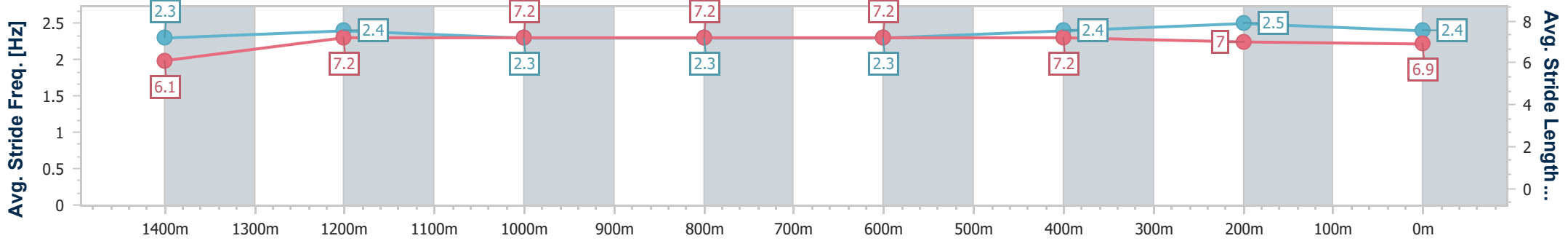
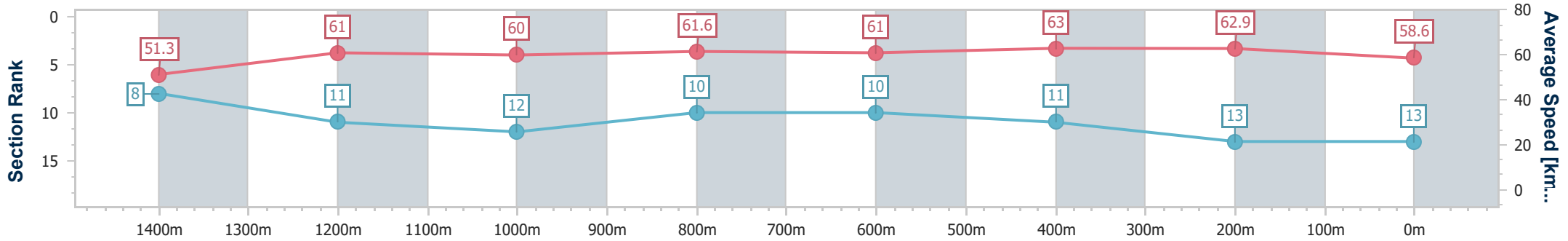
29 April 2023 - 14:27

Track Rating: Good 4, Weather: Fine, Rail Position: +5m Entire Course



BRISBANE RACING CLUB

Section	Overall	1400m	1200m	1000m	800m	600m	400m	200m						
Section Times	1:37.52 [13] (0:14.13)	1:23.39 [8] (0:11.85)	1:11.54 [11] (0:12.05)	0:59.49 [12] (0:11.96)	0:47.53 [10] (0:12.10)	0:35.43 [10] (0:11.69)	0:23.74 [11] (0:11.45)	0:12.29 [13] (0:12.29)						
Average Speed [km/h]	51.3	61.0	60.0	61.6	61.0	63.0	62.9	58.6						
Top Speed [km/h]	63.0	62.5	61.1	62.9	62.5	65.8	65.3	62.1						
Avg. Dist. to Rail [m]	12.3	5.1	4.9	4.8	5.5	4.7	9.4	9.6						
Avg. Stride Freq. [Hz]	2.3	2.4	2.3	2.3	2.3	2.4	2.5	2.4						
Avg. Stride Length [m]	6.1	7.2	7.2	7.2	7.2	7.2	7.0	6.9						



- [] Ranking at each section and finish
- .-.- No data available at this section
- NA No data available



Horse/Jockey Name	Jakkalberry Finn
Final Rank	14
Fastest Section Time (Section)	0:11.50 (400m)
Top Speed [km/h] (Section)	64.6 (400m)
Race State	Finished



Eagle Farm QLD Professional

Race 6: THE STAR BENCHMARK 75 Handicap - 1600m

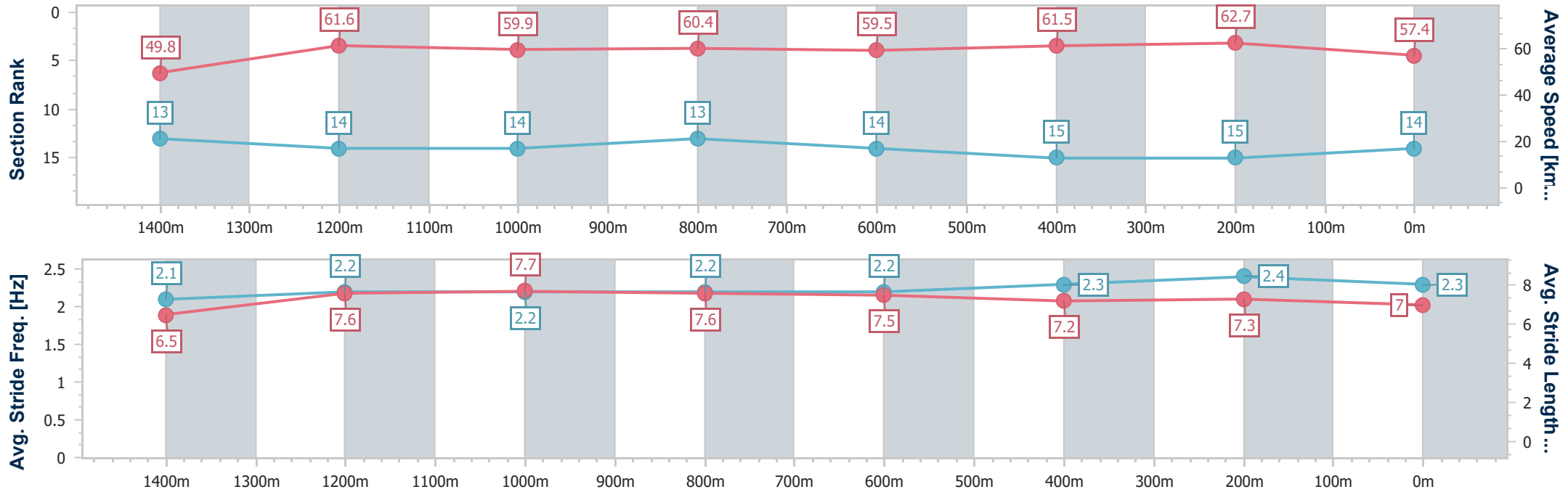
29 April 2023 - 14:27

Track Rating: Good 4, Weather: Fine, Rail Position: +5m Entire Course



BRISBANE RACING CLUB

Section	Overall	1400m	1200m	1000m	800m	600m	400m	200m
Section Times	1:38.19 [14] (0:14.49)	1:23.70 [13] (0:11.70)	1:12.00 [14] (0:12.06)	0:59.94 [14] (0:11.96)	0:47.98 [13] (0:12.18)	0:35.80 [14] (0:11.76)	0:24.04 [15] (0:11.50)	0:12.54 [15] (0:12.54)
Average Speed [km/h]	49.8	61.6	59.9	60.4	59.5	61.5	62.7	57.4
Top Speed [km/h]	61.5	62.8	60.7	61.7	60.4	63.6	64.6	61.0
Avg. Dist. to Rail [m]	6.2	1.8	1.8	0.8	1.0	1.3	1.0	0.5
Avg. Stride Freq. [Hz]	2.1	2.2	2.2	2.2	2.2	2.3	2.4	2.3
Avg. Stride Length [m]	6.5	7.6	7.7	7.6	7.5	7.2	7.3	7.0



- [] Ranking at each section and finish
- .-.- No data available at this section
- NA No data available



Horse/Jockey Name	Smytzer
Final Rank	15
Fastest Section Time (Section)	0:11.54 (400m)
Top Speed [km/h] (Section)	65.5 (Overall)
Race State	Finished



Eagle Farm QLD Professional

Race 6: THE STAR BENCHMARK 75 Handicap - 1600m

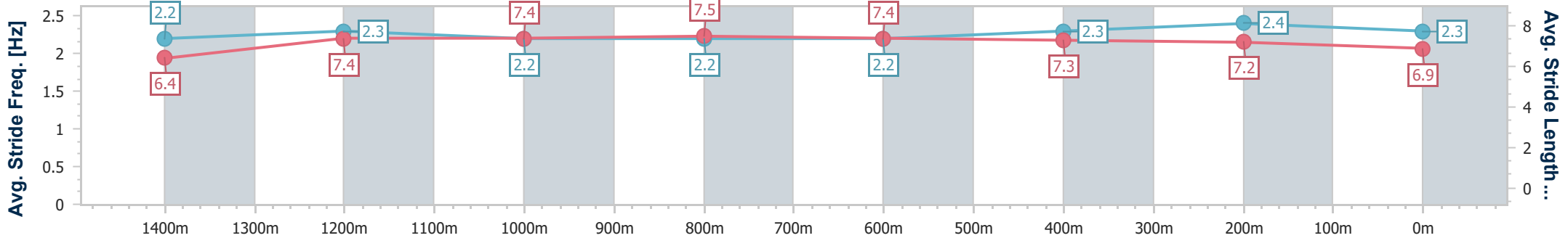
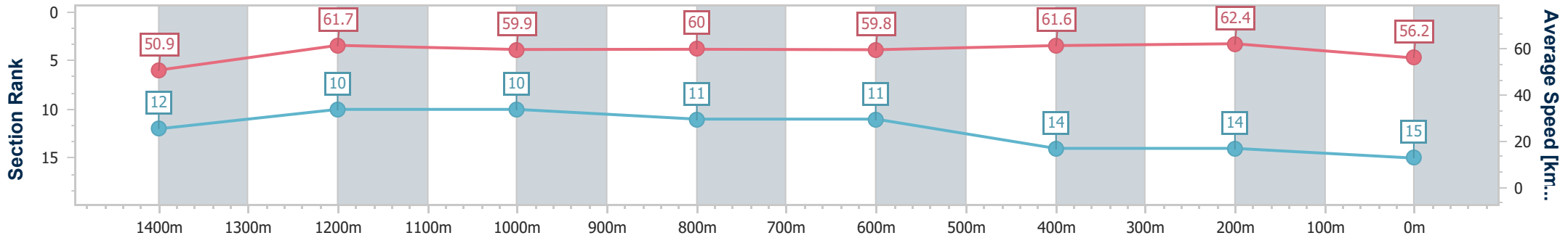
29 April 2023 - 14:27

Track Rating: Good 4, Weather: Fine, Rail Position: +5m Entire Course



BRISBANE RACING CLUB

Section	Overall	1400m	1200m	1000m	800m	600m	400m	200m
Section Times	1:38.26 [15] (0:14.29)	1:23.97 [12] (0:11.67)	1:12.30 [10] (0:12.04)	1:00.26 [10] (0:12.07)	0:48.19 [11] (0:12.15)	0:36.04 [11] (0:11.70)	0:24.34 [14] (0:11.54)	0:12.80 [14] (0:12.80)
Average Speed [km/h]	50.9	61.7	59.9	60.0	59.8	61.6	62.4	56.2
Top Speed [km/h]	65.5	63.2	61.1	61.0	60.7	64.0	64.3	59.3
Avg. Dist. to Rail [m]	7.4	2.7	2.6	1.1	1.9	0.8	1.7	3.1
Avg. Stride Freq. [Hz]	2.2	2.3	2.2	2.2	2.2	2.3	2.4	2.3
Avg. Stride Length [m]	6.4	7.4	7.4	7.5	7.4	7.3	7.2	6.9



- [] Ranking at each section and finish
- .-.- No data available at this section
- NA No data available