



Eagle Farm QLD Professional
Race 9: BJORN AGAIN ABBA TRIBUTE 2 JUNE QTIS BENCHMARK 75
Handicap - 1400m
03 May 2023 - 16:07



BRISBANE
RACING CLUB

Track Rating: Good 4, Weather: Fine, Rail Position: +10.5m Entire Course

Section							Overall	1200m	1000m	800m	600m	400m	Last 600m
Field Times							1:24.20 (0:13.88)	1:10.32 (0:11.50)	0:58.82 (0:11.88)	0:46.94 (0:11.96)	0:34.98 (0:11.47)	0:23.51 (0:11.26)	0:34.98
Rank	TAB	Horse/Jockey	Barrier	Top Speed [km/h]	Fastest Section								Distance Travelled [m]
1	15	SAILOR'S SECRET Cejay Graham	7	65.4 400m	0:11.26 400m	1:24.20 [1] (0:13.90)	1:10.30 [2] (0:11.48)	0:58.82 [1] (0:11.88)	0:46.94 [1] (0:11.96)	0:34.98 [1] (0:11.47)	0:23.51 [1] (0:11.26)	0:34.98	
2	1	MATOWATAKPE Jake Molloy	5	66.0 400m	0:11.16 400m	1:24.75 [2] (0:14.73)	1:10.02 [8] (0:11.65)	0:58.37 [7] (0:11.74)	0:46.63 [7] (0:11.82)	0:34.81 [7] (0:11.58)	0:23.23 [7] (0:11.16)	0:34.81	+2
3	3	VENDIDIT Damien Thornton	2	65.9 400m	0:11.21 400m	1:24.77 [3] (0:14.42)	1:10.35 [5] (0:11.63)	0:58.72 [6] (0:11.79)	0:46.93 [5] (0:11.86)	0:35.07 [5] (0:11.53)	0:23.54 [5] (0:11.21)	0:35.07	+4
4	12	HALLOWED GIRL Micheal Hellyer	3	66.0 1000m	0:11.31 400m	1:24.81 [4] (0:14.86)	1:09.95 [10] (0:11.83)	0:58.12 [10] (0:11.66)	0:46.46 [9] (0:11.90)	0:34.56 [9] (0:11.36)	0:23.20 [9] (0:11.31)	0:34.56	+6
5	6	SO COUNTRY James Orman	15	66.1 400m	0:11.10 400m	1:24.82 [5] (0:15.07)	1:09.75 [11] (0:11.82)	0:57.93 [11] (0:11.72)	0:46.21 [11] (0:11.92)	0:34.29 [11] (0:11.46)	0:22.83 [11] (0:11.10)	0:34.29	+9
6	8	OLYMPIC CLASS Anthony Allen	4	65.6 400m	0:11.31 400m	1:24.85 [6] (0:14.42)	1:10.43 [6] (0:11.61)	0:58.82 [5] (0:11.88)	0:46.94 [6] (0:11.90)	0:35.04 [6] (0:11.65)	0:23.39 [6] (0:11.31)	0:35.04	+6
7	5	OUR REBEL Michael Cahill	11	64.6 400m	0:11.45 400m	1:24.86 [7] (0:14.22)	1:10.64 [4] (0:11.49)	0:59.15 [4] (0:11.82)	0:47.33 [3] (0:11.91)	0:35.42 [3] (0:11.78)	0:23.64 [4] (0:11.45)	0:35.42	+7
8	10	MASTER MARKO Jaden Lloyd	8	65.1 400m	0:11.26 400m	1:24.92 [8] (0:14.61)	1:10.31 [7] (0:11.85)	0:58.46 [8] (0:11.78)	0:46.68 [8] (0:11.87)	0:34.81 [8] (0:11.47)	0:23.34 [8] (0:11.26)	0:34.81	+8
9	9	MAJESTICS REQUEST Boris Thornton	12	66.4 400m	0:11.12 400m	1:25.00 [9] (0:14.85)	1:10.15 [9] (0:11.79)	0:58.36 [9] (0:11.74)	0:46.62 [10] (0:11.88)	0:34.74 [10] (0:11.38)	0:23.36 [10] (0:11.12)	0:34.74	+10
10	11	I AM AZZURRO Jim Byrne	14	65.0 400m	0:11.55 1200m	1:25.09 [10] (0:13.88)	1:11.21 [1] (0:11.55)	0:59.66 [2] (0:11.94)	0:47.72 [2] (0:11.88)	0:35.84 [2] (0:11.59)	0:24.25 [2] (0:11.56)	0:35.84	+8

Scratched: Bulloo (#13), Think High (#16), Mister Yu Shu (#4), Tick Tock Queen (#2), Starzam (#14)



Eagle Farm QLD Professional
Race 9: BJORN AGAIN ABBA TRIBUTE 2 JUNE QTIS BENCHMARK 75
Handicap - 1400m
03 May 2023 - 16:07



Track Rating: Good 4, Weather: Fine, Rail Position: +10.5m Entire Course

Section	Overall	1200m	1000m	800m	600m	400m	Last 600m
Field Times	1:24.20 (0:13.88)	1:10.32 (0:11.50)	0:58.82 (0:11.88)	0:46.94 (0:11.96)	0:34.98 (0:11.47)	0:23.51 (0:11.26)	0:34.98

Rank	TAB	Horse/Jockey	Barrier	Top Speed [km/h]	Fastest Section	Distance Travelled [m]
11	7	BROOK HILL Ashley Morgan	6	64.8 400m	0:11.53 1200m 1:25.68 [11] (0:14.14)	+7

Scratched: Bulloo (#13), Think High (#16), Mister Yu Shu (#4), Tick Tock Queen (#2), Starzam (#14)

[] Ranking at each section and finish
 -:-:- No data available at this section
 NA No data available

SCN Saddle cloth number
 DNF Did not finish
 DNT Did not track



Eagle Farm QLD Professional
Race 9: BJORN AGAIN ABBA TRIBUTE 2 JUNE QTIS BENCHMARK 75
Handicap - 1400m
03 May 2023 - 16:07



Track Rating: Good 4, Weather: Fine, Rail Position: +10.5m Entire Course

Section							200m			Last 600m
Field Times							0:12.25			0:34.98
							(0:12.25)			
Rank	TAB	Horse/Jockey	Barrier	Top Speed [km/h]	Fastest Section	Margin			Distance Travelled [m]	
1	15	SAILOR'S SECRET Cejay Graham	7	65.4 400m	0:11.26 400m	0:12.25 [1] (0:12.25)	1:24.20		0:34.98	
2	1	MATOWATAKPE Jake Molloy	5	66.0 400m	0:11.16 400m	0:12.07 [6] (0:12.07)	3.28L		0:34.81 +2	
3	3	VENDIDIT Damien Thornton	2	65.9 400m	0:11.21 400m	0:12.33 [3] (0:12.33)	3.37L		0:35.07 +4	
4	12	HALLOWED GIRL Micheal Hellyer	3	66.0 1000m	0:11.31 400m	0:11.89 [10] (0:11.89)	3.6L		0:34.56 +6	
5	6	SO COUNTRY James Orman	15	66.1 400m	0:11.10 400m	0:11.73 [11] (0:11.73)	3.65L		0:34.29 +9	
6	8	OLYMPIC CLASS Anthony Allen	4	65.6 400m	0:11.31 400m	0:12.08 [8] (0:12.08)	3.85L		0:35.04 +6	
7	5	OUR REBEL Michael Cahill	11	64.6 400m	0:11.45 400m	0:12.19 [4] (0:12.19)	3.91L		0:35.42 +7	
8	10	MASTER MARKO Jaden Lloyd	8	65.1 400m	0:11.26 400m	0:12.08 [9] (0:12.08)	4.24L		0:34.81 +8	
9	9	MAJESTICS REQUEST Boris Thornton	12	66.4 400m	0:11.12 400m	0:12.24 [7] (0:12.24)	4.74L		0:34.74 +10	
10	11	I AM AZZURRO Jim Byrne	14	65.0 400m	0:11.55 1200m	0:12.69 [2] (0:12.69)	5.28L		0:35.84 +8	

Scratched: Bulloo (#13), Think High (#16), Mister Yu Shu (#4), Tick Tock Queen (#2), Starzam (#14)

[] Ranking at each section and finish
 -:-:- No data available at this section
 NA No data available

SCN Saddle cloth number
 DNF Did not finish
 DNT Did not track



Eagle Farm QLD Professional
Race 9: BJORN AGAIN ABBA TRIBUTE 2 JUNE QTIS BENCHMARK 75
Handicap - 1400m
03 May 2023 - 16:07



Track Rating: Good 4, Weather: Fine, Rail Position: +10.5m Entire Course

Section							200m			Last 600m
Field Times							0:12.25			0:34.98
							(0:12.25)			
Rank	TAB	Horse/Jockey	Barrier	Top Speed [km/h]	Fastest Section	Margin			Distance Travelled [m]	
11	7	BROOK HILL	6	64.8	0:11.53	0:13.01 [4]	8.71L			0:36.22
		Ashley Morgan		400m	1200m	(0:13.01)				+7

Scratched: Bulloo (#13), Think High (#16), Mister Yu Shu (#4), Tick Tock Queen (#2), Starzam (#14)

[] Ranking at each section and finish
 -:-:- No data available at this section
 NA No data available

SCN Saddle cloth number
 DNF Did not finish
 DNT Did not track



Horse/Jockey Name	Sailor's Secret
Final Rank	1
Fastest Section Time (Section)	0:11.26 (400m)
Top Speed [km/h] (Section)	65.4 (400m)
Race State	Finished

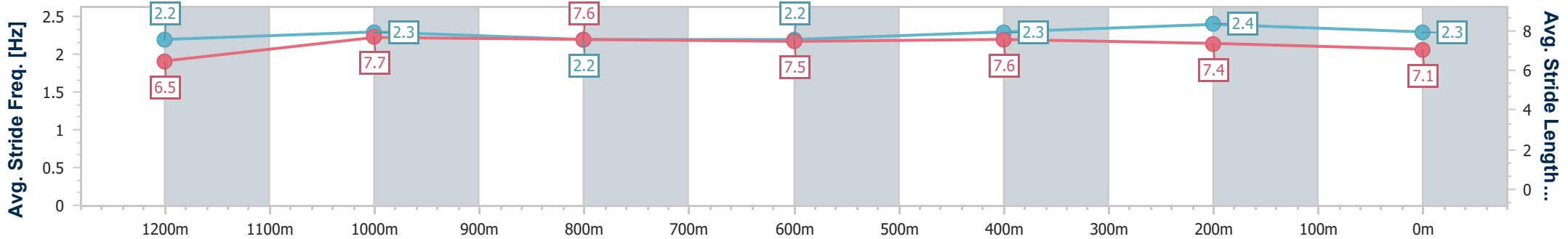
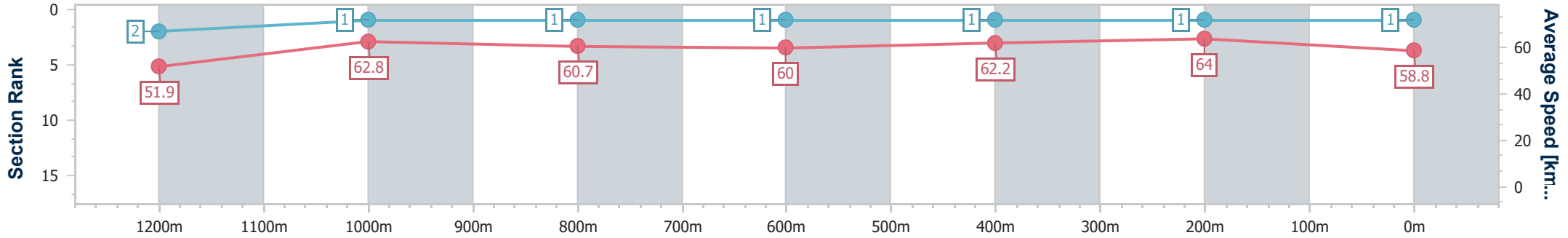


Eagle Farm QLD Professional
 Race 9: BJORN AGAIN ABBA TRIBUTE 2 JUNE QTIS
 BENCHMARK 75 Handicap - 1400m
 03 May 2023 - 16:07
 Track Rating: Good 4, Weather: Fine, Rail Position: +10.5m Entire Course



BRISBANE
 RACING CLUB

Section	Overall	1200m	1000m	800m	600m	400m	200m
Section Times	1:24.20 [1] (0:13.90)	1:10.30 [2] (0:11.48)	0:58.82 [1] (0:11.88)	0:46.94 [1] (0:11.96)	0:34.98 [1] (0:11.47)	0:23.51 [1] (0:11.26)	0:12.25 [1] (0:12.25)
Average Speed [km/h]	51.9	62.8	60.7	60.0	62.2	64.0	58.8
Top Speed [km/h]	63.2	64.3	61.7	61.0	63.6	65.4	62.7
Avg. Dist. to Rail [m]	5.9	2.2	0.8	0.7	2.0	1.7	1.6
Avg. Stride Freq. [Hz]	2.2	2.3	2.2	2.2	2.3	2.4	2.3
Avg. Stride Length [m]	6.5	7.7	7.6	7.5	7.6	7.4	7.1



- [] Ranking at each section and finish
- .-.- No data available at this section
- NA No data available



Horse/Jockey Name	Matowatakpe
Final Rank	2
Fastest Section Time (Section)	0:11.16 (400m)
Top Speed [km/h] (Section)	66.0 (400m)
Race State	Finished

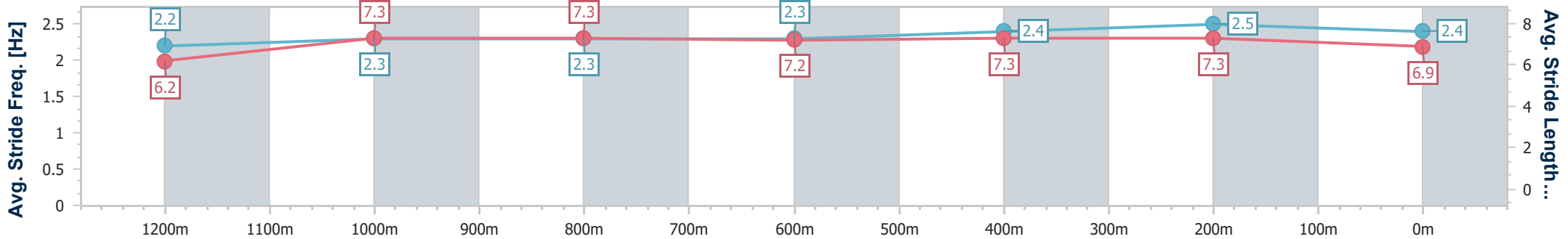
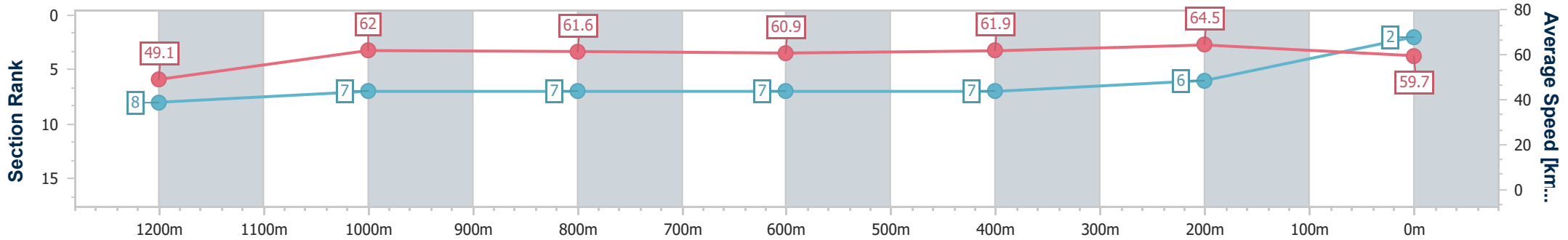


Eagle Farm QLD Professional
 Race 9: BJORN AGAIN ABBA TRIBUTE 2 JUNE QTIS
 BENCHMARK 75 Handicap - 1400m
 03 May 2023 - 16:07
 Track Rating: Good 4, Weather: Fine, Rail Position: +10.5m Entire Course



BRISBANE
 RACING CLUB

Section	Overall	1200m	1000m	800m	600m	400m	200m
Section Times	1:24.75 [2] (0:14.73)	1:10.02 [8] (0:11.65)	0:58.37 [7] (0:11.74)	0:46.63 [7] (0:11.82)	0:34.81 [7] (0:11.58)	0:23.23 [7] (0:11.16)	0:12.07 [6] (0:12.07)
Average Speed [km/h]	49.1	62.0	61.6	60.9	61.9	64.5	59.7
Top Speed [km/h]	60.3	63.2	63.0	62.6	65.3	66.0	63.0
Avg. Dist. to Rail [m]	3.9	2.0	1.1	0.4	1.2	3.7	3.4
Avg. Stride Freq. [Hz]	2.2	2.3	2.3	2.3	2.4	2.5	2.4
Avg. Stride Length [m]	6.2	7.3	7.3	7.2	7.3	7.3	6.9



- [] Ranking at each section and finish
- .-.- No data available at this section
- NA No data available



Horse/Jockey Name	Venditit
Final Rank	3
Fastest Section Time (Section)	0:11.21 (400m)
Top Speed [km/h] (Section)	65.9 (400m)
Race State	Finished

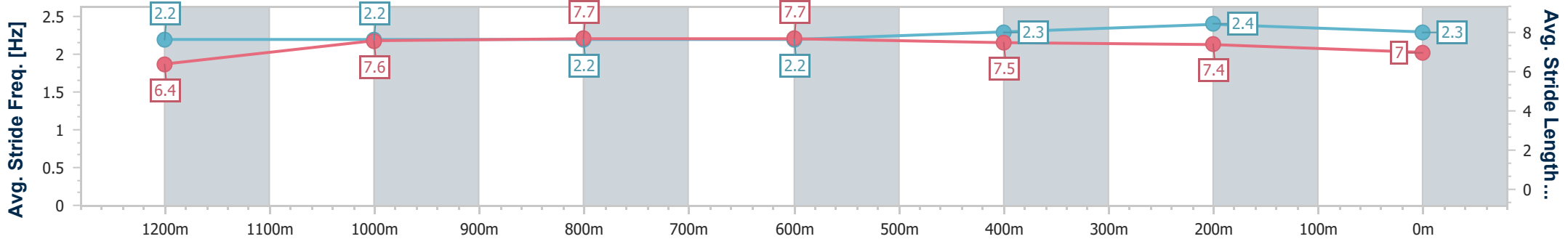
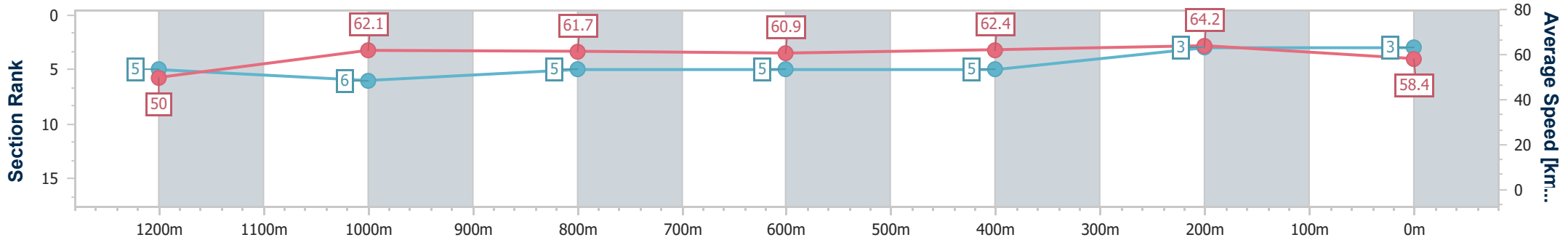


Eagle Farm QLD Professional
 Race 9: BJORN AGAIN ABBA TRIBUTE 2 JUNE QTIS
 BENCHMARK 75 Handicap - 1400m
 03 May 2023 - 16:07
 Track Rating: Good 4, Weather: Fine, Rail Position: +10.5m Entire Course



BRISBANE
 RACING CLUB

Section	Overall	1200m	1000m	800m	600m	400m	200m
Section Times	1:24.77 [3] (0:14.42)	1:10.35 [5] (0:11.63)	0:58.72 [6] (0:11.79)	0:46.93 [5] (0:11.86)	0:35.07 [5] (0:11.53)	0:23.54 [5] (0:11.21)	0:12.33 [3] (0:12.33)
Average Speed [km/h]	50.0	62.1	61.7	60.9	62.4	64.2	58.4
Top Speed [km/h]	61.3	64.4	62.3	62.2	64.9	65.9	61.7
Avg. Dist. to Rail [m]	2.4	2.1	1.7	1.2	0.6	1.6	0.6
Avg. Stride Freq. [Hz]	2.2	2.2	2.2	2.2	2.3	2.4	2.3
Avg. Stride Length [m]	6.4	7.6	7.7	7.7	7.5	7.4	7.0



- [] Ranking at each section and finish
- .-.- No data available at this section
- NA No data available



Horse/Jockey Name	Hallowed Girl
Final Rank	4
Fastest Section Time (Section)	0:11.31 (400m)
Top Speed [km/h] (Section)	66.0 (1000m)
Race State	Finished

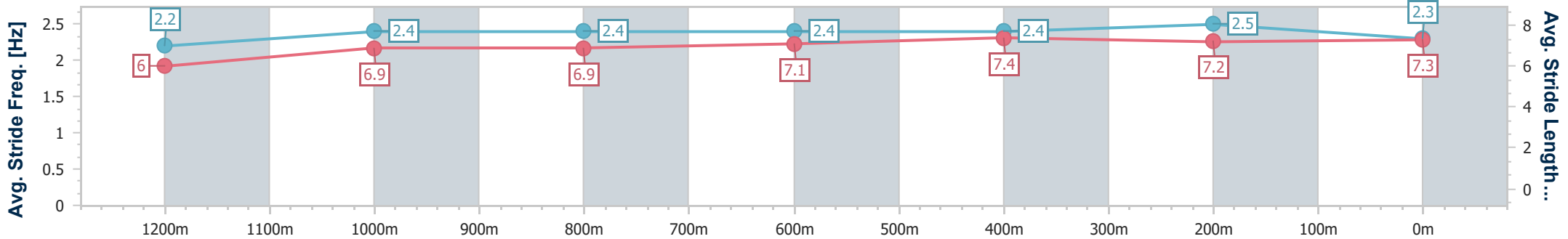
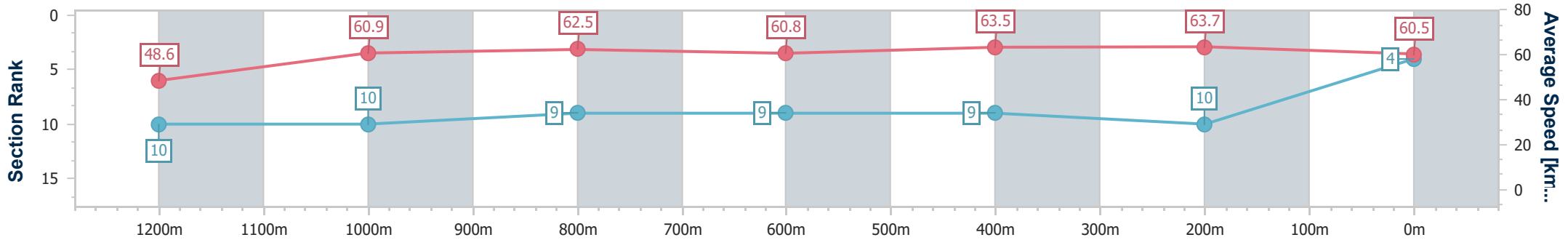


Eagle Farm QLD Professional
 Race 9: BJORN AGAIN ABBA TRIBUTE 2 JUNE QTIS
 BENCHMARK 75 Handicap - 1400m
 03 May 2023 - 16:07
 Track Rating: Good 4, Weather: Fine, Rail Position: +10.5m Entire Course



BRISBANE
 RACING CLUB

Section	Overall	1200m	1000m	800m	600m	400m	200m
Section Times	1:24.81 [4] (0:14.86)	1:09.95 [10] (0:11.83)	0:58.12 [10] (0:11.66)	0:46.46 [9] (0:11.90)	0:34.56 [9] (0:11.36)	0:23.20 [9] (0:11.31)	0:11.89 [10] (0:11.89)
Average Speed [km/h]	48.6	60.9	62.5	60.8	63.5	63.7	60.5
Top Speed [km/h]	59.8	62.7	66.0	62.2	65.4	64.5	63.0
Avg. Dist. to Rail [m]	3.2	2.4	2.1	1.4	0.7	6.0	8.4
Avg. Stride Freq. [Hz]	2.2	2.4	2.4	2.4	2.4	2.5	2.3
Avg. Stride Length [m]	6.0	6.9	6.9	7.1	7.4	7.2	7.3



- [] Ranking at each section and finish
- .-.- No data available at this section
- NA No data available



Horse/Jockey Name	So Country
Final Rank	5
Fastest Section Time (Section)	0:11.10 (400m)
Top Speed [km/h] (Section)	66.1 (400m)
Race State	Finished

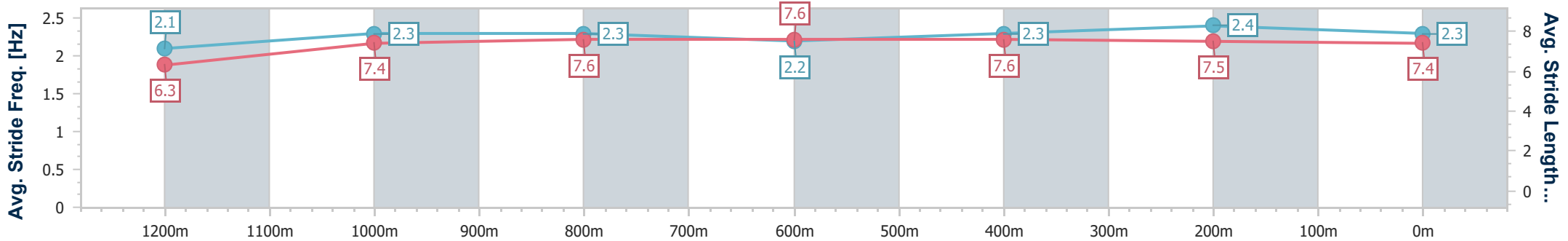
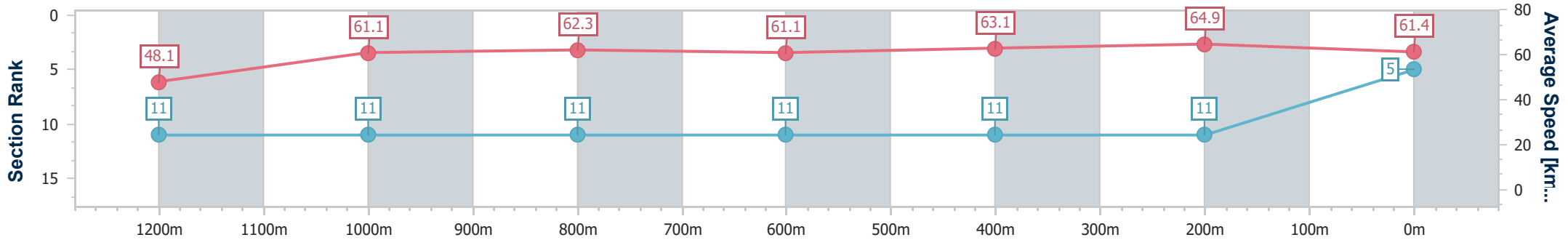


Eagle Farm QLD Professional
 Race 9: BJORN AGAIN ABBA TRIBUTE 2 JUNE QTIS
 BENCHMARK 75 Handicap - 1400m
 03 May 2023 - 16:07
 Track Rating: Good 4, Weather: Fine, Rail Position: +10.5m Entire Course



BRISBANE
 RACING CLUB

Section	Overall	1200m	1000m	800m	600m	400m	200m
Section Times	1:24.82 [5] (0:15.07)	1:09.75 [11] (0:11.82)	0:57.93 [11] (0:11.72)	0:46.21 [11] (0:11.92)	0:34.29 [11] (0:11.46)	0:22.83 [11] (0:11.10)	0:11.73 [11] (0:11.73)
Average Speed [km/h]	48.1	61.1	62.3	61.1	63.1	64.9	61.4
Top Speed [km/h]	58.7	64.3	63.2	62.4	64.9	66.1	63.1
Avg. Dist. to Rail [m]	9.6	3.3	3.2	2.3	1.2	7.8	9.9
Avg. Stride Freq. [Hz]	2.1	2.3	2.3	2.2	2.3	2.4	2.3
Avg. Stride Length [m]	6.3	7.4	7.6	7.6	7.6	7.5	7.4



- [] Ranking at each section and finish
- .-.- No data available at this section
- NA No data available



Horse/Jockey Name	Olympic Class
Final Rank	6
Fastest Section Time (Section)	0:11.31 (400m)
Top Speed [km/h] (Section)	65.6 (400m)
Race State	Finished

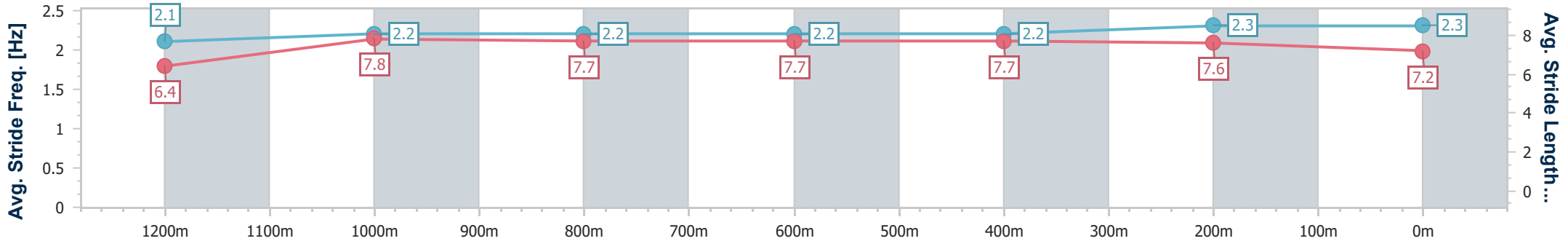
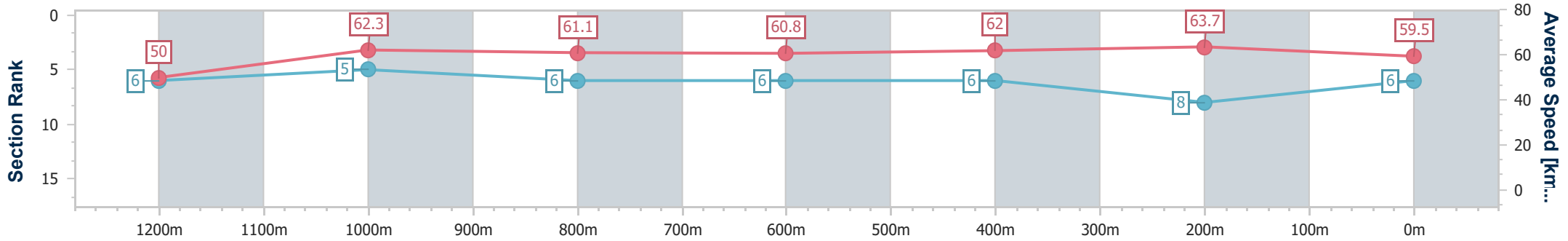


Eagle Farm QLD Professional
 Race 9: BJORN AGAIN ABBA TRIBUTE 2 JUNE QTIS
 BENCHMARK 75 Handicap - 1400m
 03 May 2023 - 16:07
 Track Rating: Good 4, Weather: Fine, Rail Position: +10.5m Entire Course



BRISBANE
 RACING CLUB

Section	Overall	1200m	1000m	800m	600m	400m	200m
Section Times	1:24.85 [6] (0:14.42)	1:10.43 [6] (0:11.61)	0:58.82 [5] (0:11.88)	0:46.94 [6] (0:11.90)	0:35.04 [6] (0:11.65)	0:23.39 [6] (0:11.31)	0:12.08 [8] (0:12.08)
Average Speed [km/h]	50.0	62.3	61.1	60.8	62.0	63.7	59.5
Top Speed [km/h]	61.3	63.4	62.6	62.3	64.3	65.6	61.8
Avg. Dist. to Rail [m]	3.7	3.0	1.9	1.2	0.9	5.4	5.7
Avg. Stride Freq. [Hz]	2.1	2.2	2.2	2.2	2.2	2.3	2.3
Avg. Stride Length [m]	6.4	7.8	7.7	7.7	7.7	7.6	7.2



- [] Ranking at each section and finish
- .-.- No data available at this section
- NA No data available



Horse/Jockey Name	Our Rebel
Final Rank	7
Fastest Section Time (Section)	0:11.45 (400m)
Top Speed [km/h] (Section)	64.6 (400m)
Race State	Finished

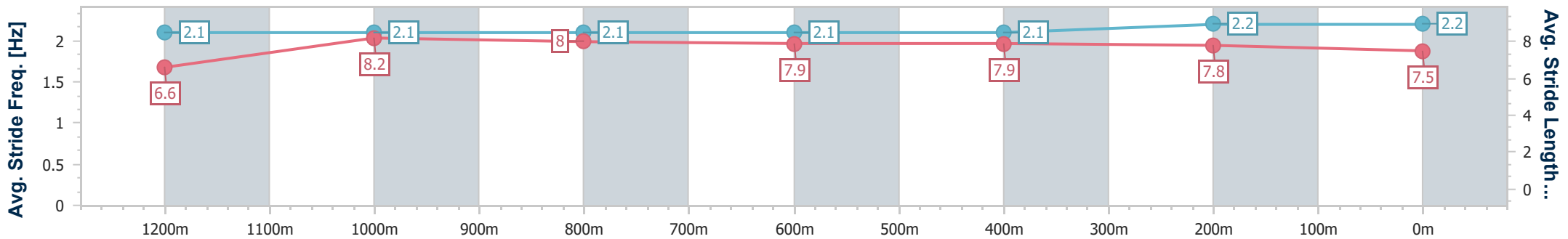
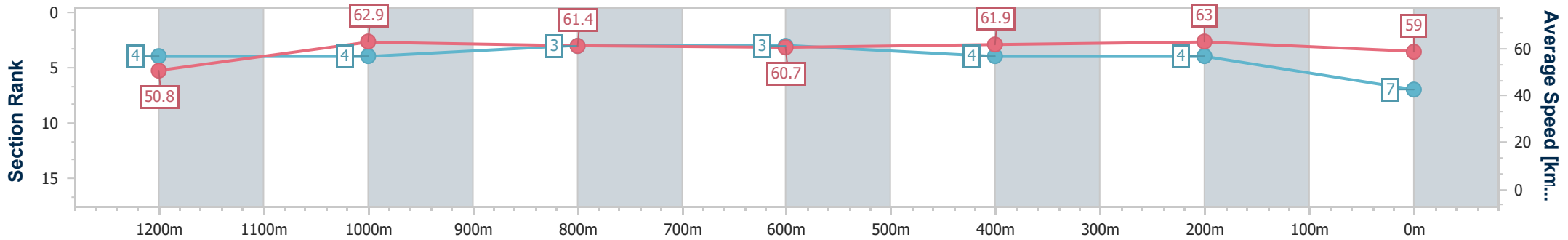


Eagle Farm QLD Professional
 Race 9: BJORN AGAIN ABBA TRIBUTE 2 JUNE QTIS
 BENCHMARK 75 Handicap - 1400m
 03 May 2023 - 16:07
 Track Rating: Good 4, Weather: Fine, Rail Position: +10.5m Entire Course



BRISBANE
 RACING CLUB

Section	Overall	1200m	1000m	800m	600m	400m	200m
Section Times	1:24.86 [7] (0:14.22)	1:10.64 [4] (0:11.49)	0:59.15 [4] (0:11.82)	0:47.33 [3] (0:11.91)	0:35.42 [3] (0:11.78)	0:23.64 [4] (0:11.45)	0:12.19 [4] (0:12.19)
Average Speed [km/h]	50.8	62.9	61.4	60.7	61.9	63.0	59.0
Top Speed [km/h]	62.9	64.1	61.8	61.3	63.3	64.6	61.9
Avg. Dist. to Rail [m]	7.3	2.5	1.5	1.1	2.6	7.2	5.6
Avg. Stride Freq. [Hz]	2.1	2.1	2.1	2.1	2.1	2.2	2.2
Avg. Stride Length [m]	6.6	8.2	8.0	7.9	7.9	7.8	7.5



- [] Ranking at each section and finish
- .-.- No data available at this section
- NA No data available



Horse/Jockey Name	Master Marko
Final Rank	8
Fastest Section Time (Section)	0:11.26 (400m)
Top Speed [km/h] (Section)	65.1 (400m)
Race State	Finished

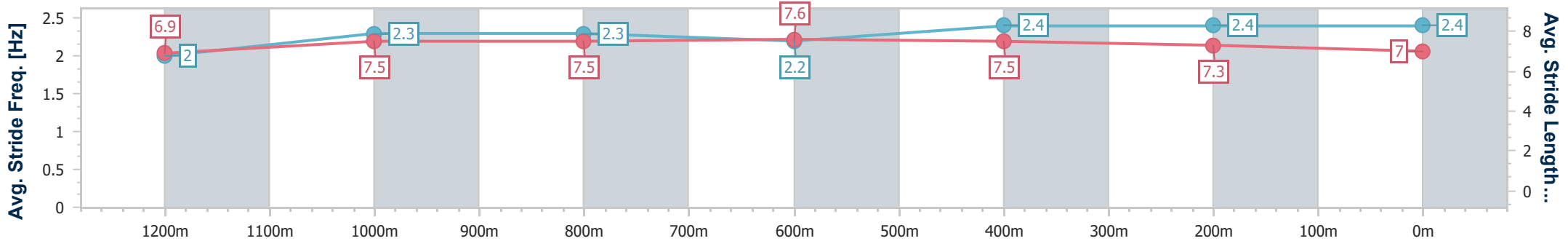
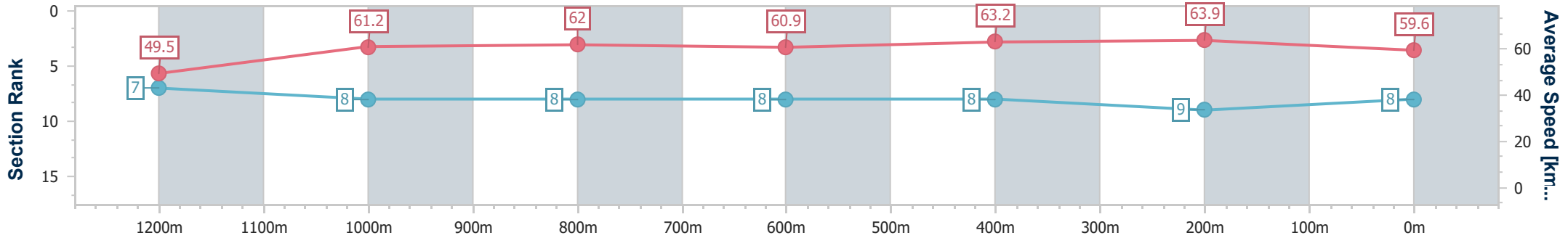


Eagle Farm QLD Professional
 Race 9: BJORN AGAIN ABBA TRIBUTE 2 JUNE QTIS
 BENCHMARK 75 Handicap - 1400m
 03 May 2023 - 16:07
 Track Rating: Good 4, Weather: Fine, Rail Position: +10.5m Entire Course



BRISBANE RACING CLUB

Section	Overall	1200m	1000m	800m	600m	400m	200m
Section Times	1:24.92 [8] (0:14.61)	1:10.31 [7] (0:11.85)	0:58.46 [8] (0:11.78)	0:46.68 [8] (0:11.87)	0:34.81 [8] (0:11.47)	0:23.34 [8] (0:11.26)	0:12.08 [9] (0:12.08)
Average Speed [km/h]	49.5	61.2	62.0	60.9	63.2	63.9	59.6
Top Speed [km/h]	61.5	63.0	63.1	62.6	64.9	65.1	62.4
Avg. Dist. to Rail [m]	6.6	3.8	3.2	1.4	1.1	6.0	6.8
Avg. Stride Freq. [Hz]	2.0	2.3	2.3	2.2	2.4	2.4	2.4
Avg. Stride Length [m]	6.9	7.5	7.5	7.6	7.5	7.3	7.0



- [] Ranking at each section and finish
- .-.- No data available at this section
- NA No data available



Horse/Jockey Name	Majestics Request
Final Rank	9
Fastest Section Time (Section)	0:11.12 (400m)
Top Speed [km/h] (Section)	66.4 (400m)
Race State	Finished

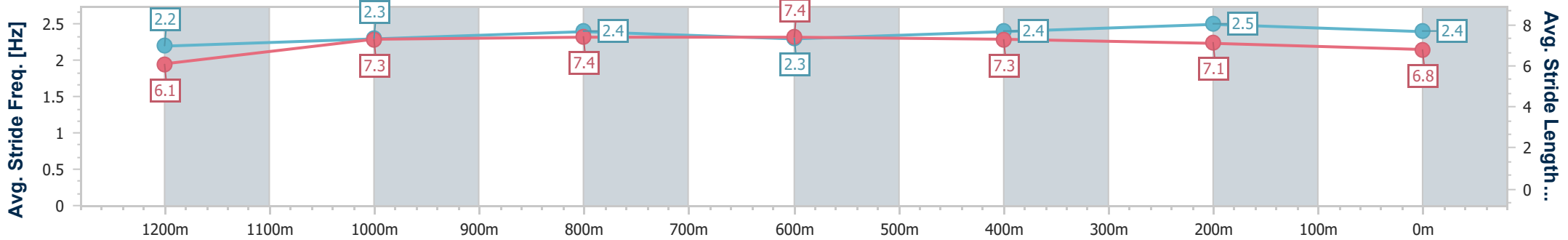
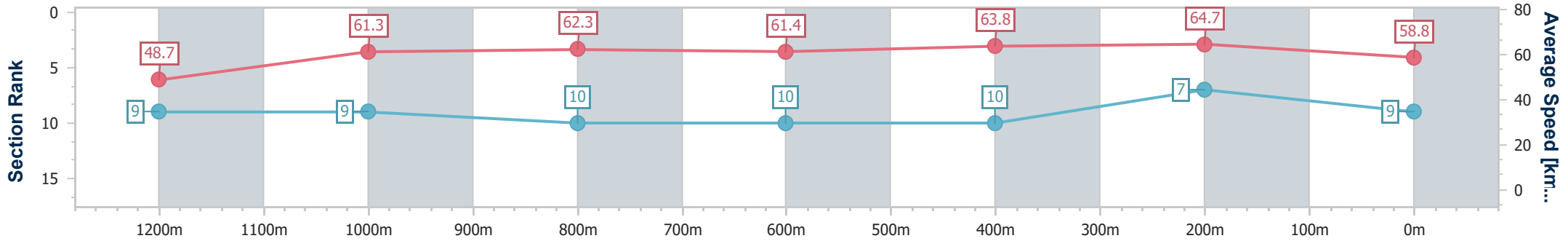


Eagle Farm QLD Professional
 Race 9: BJORN AGAIN ABBA TRIBUTE 2 JUNE QTIS
 BENCHMARK 75 Handicap - 1400m
 03 May 2023 - 16:07
 Track Rating: Good 4, Weather: Fine, Rail Position: +10.5m Entire Course



BRISBANE
 RACING CLUB

Section	Overall	1200m	1000m	800m	600m	400m	200m
Section Times	1:25.00 [9] (0:14.85)	1:10.15 [9] (0:11.79)	0:58.36 [9] (0:11.74)	0:46.62 [10] (0:11.88)	0:34.74 [10] (0:11.38)	0:23.36 [10] (0:11.12)	0:12.24 [7] (0:12.24)
Average Speed [km/h]	48.7	61.3	62.3	61.4	63.8	64.7	58.8
Top Speed [km/h]	58.9	63.6	63.4	63.4	65.9	66.4	62.4
Avg. Dist. to Rail [m]	7.5	3.0	3.2	2.7	1.8	6.3	6.2
Avg. Stride Freq. [Hz]	2.2	2.3	2.4	2.3	2.4	2.5	2.4
Avg. Stride Length [m]	6.1	7.3	7.4	7.4	7.3	7.1	6.8



- [] Ranking at each section and finish
- .-.- No data available at this section
- NA No data available



Horse/Jockey Name	I Am Azzurro
Final Rank	10
Fastest Section Time (Section)	0:11.55 (1200m)
Top Speed [km/h] (Section)	65.0 (400m)
Race State	Finished

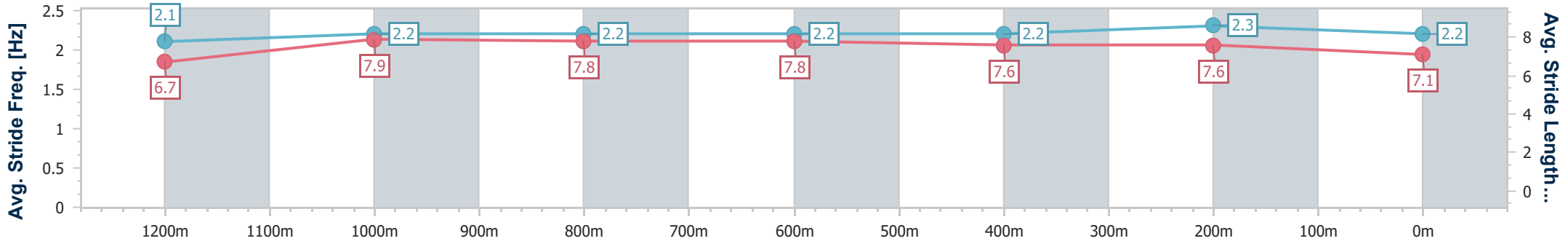
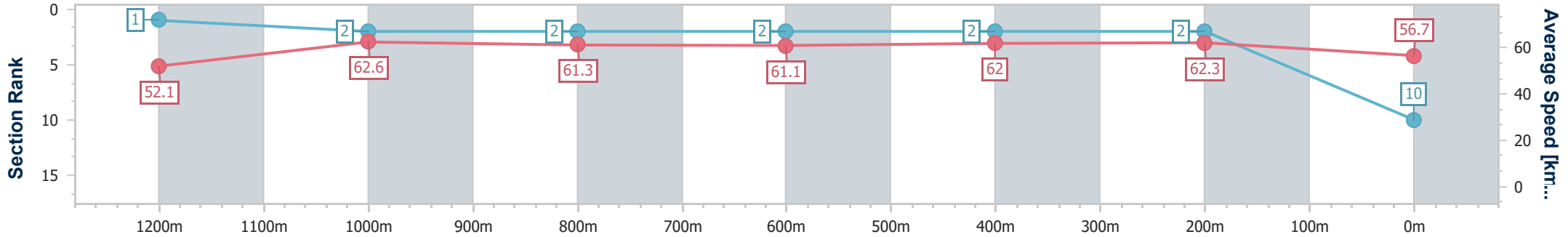


Eagle Farm QLD Professional
 Race 9: BJORN AGAIN ABBA TRIBUTE 2 JUNE QTIS
 BENCHMARK 75 Handicap - 1400m
 03 May 2023 - 16:07
 Track Rating: Good 4, Weather: Fine, Rail Position: +10.5m Entire Course



BRISBANE
 RACING CLUB

Section	Overall	1200m	1000m	800m	600m	400m	200m
Section Times	1:25.09 [10] (0:13.88)	1:11.21 [1] (0:11.55)	0:59.66 [2] (0:11.94)	0:47.72 [2] (0:11.88)	0:35.84 [2] (0:11.59)	0:24.25 [2] (0:11.56)	0:12.69 [2] (0:12.69)
Average Speed [km/h]	52.1	62.6	61.3	61.1	62.0	62.3	56.7
Top Speed [km/h]	63.4	63.5	61.8	61.7	64.0	65.0	59.9
Avg. Dist. to Rail [m]	8.7	3.6	3.4	1.8	0.4	3.5	2.8
Avg. Stride Freq. [Hz]	2.1	2.2	2.2	2.2	2.2	2.3	2.2
Avg. Stride Length [m]	6.7	7.9	7.8	7.8	7.6	7.6	7.1



- [] Ranking at each section and finish
- .-.- No data available at this section
- NA No data available



Horse/Jockey Name	Brook Hill
Final Rank	11
Fastest Section Time (Section)	0:11.53 (1200m)
Top Speed [km/h] (Section)	64.8 (400m)
Race State	Finished

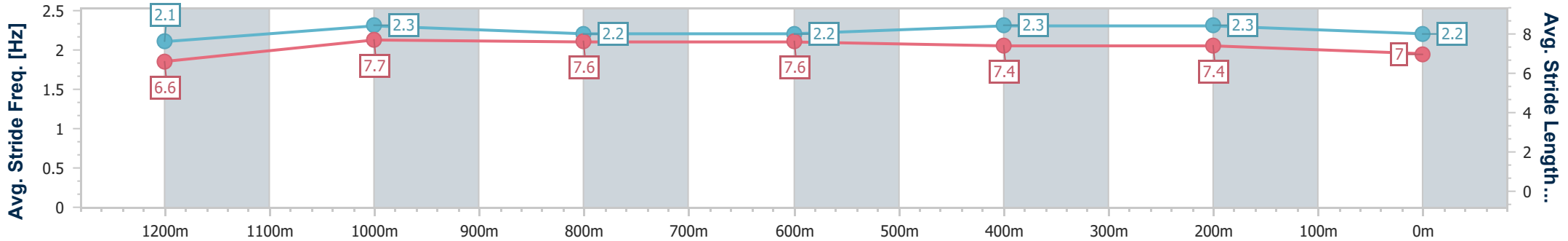
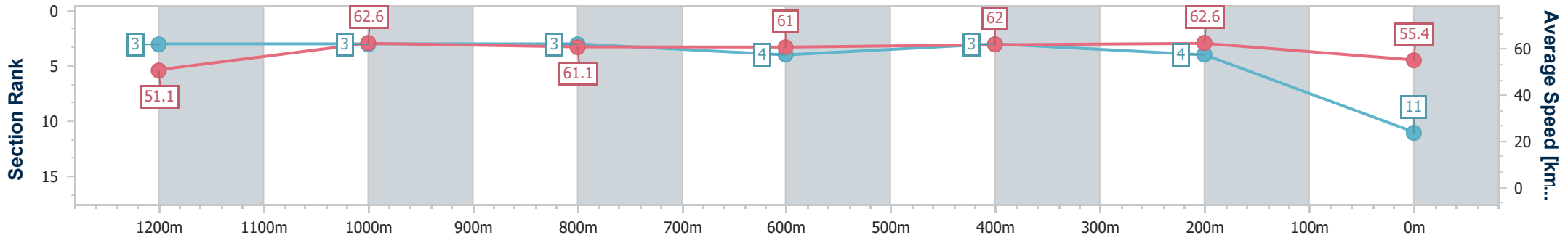


Eagle Farm QLD Professional
 Race 9: BJORN AGAIN ABBA TRIBUTE 2 JUNE QTIS
 BENCHMARK 75 Handicap - 1400m
 03 May 2023 - 16:07
 Track Rating: Good 4, Weather: Fine, Rail Position: +10.5m Entire Course



BRISBANE
 RACING CLUB

Section	Overall	1200m	1000m	800m	600m	400m	200m
Section Times	1:25.68 [11] (0:14.14)	1:11.54 [3] (0:11.53)	1:00.01 [3] (0:11.86)	0:48.15 [3] (0:11.93)	0:36.22 [4] (0:11.68)	0:24.54 [3] (0:11.53)	0:13.01 [4] (0:13.01)
Average Speed [km/h]	51.1	62.6	61.1	61.0	62.0	62.6	55.4
Top Speed [km/h]	62.4	63.7	61.9	61.4	63.8	64.8	60.4
Avg. Dist. to Rail [m]	5.4	2.0	1.6	2.1	1.4	4.2	1.5
Avg. Stride Freq. [Hz]	2.1	2.3	2.2	2.2	2.3	2.3	2.2
Avg. Stride Length [m]	6.6	7.7	7.6	7.6	7.4	7.4	7.0



- [] Ranking at each section and finish
- .-.- No data available at this section
- NA No data available