



Doomben QLD Professional

Race 7: LADBROKES ROUGH HABIT PLATE - 2000m

13 May 2023 - 15:23



BRISBANE
RACING CLUB

Track Rating: Good 4, Weather: Fine, Rail Position: True

Section														
Field Times	Overall	1800m	1600m	1400m	1200m	1000m	800m	Last 600m						
	2:02.14 (0:14.07)	1:48.07 (0:11.11)	1:36.96 (0:11.78)	1:25.18 (0:12.56)	1:12.62 (0:12.91)	0:59.71 (0:12.09)	0:47.62 (0:12.43)	0:35.19						
Rank	TAB	Horse/Jockey	Barrier	Top Speed [km/h]	Fastest Section								Distance Travelled [m]	
1	17	SPECIAL SWEY Tyler Schiller	5	65.3 Overall	0:11.23 1800m	2:02.14 [1] (0:14.27)	1:47.87 [5] (0:11.23)	1:36.64 [5] (0:12.03)	1:24.61 [5] (0:12.67)	1:11.94 [5] (0:12.71)	0:59.23 [5] (0:11.61)	0:47.62 [1] (0:12.43)	0:35.19	
2	2	THE VOWELS James Orman	7	67.1 Overall	0:11.21 1800m	2:02.38 [2] (0:14.16)	1:48.22 [4] (0:11.21)	1:37.01 [4] (0:11.96)	1:25.05 [4] (0:12.70)	1:12.35 [4] (0:12.83)	0:59.52 [4] (0:12.49)	0:47.03 [5] (0:12.19)	0:34.84	+8
3	5	STROKE OF LUCK Nash Rawiller	3	64.2 1800m	0:11.37 1800m	2:02.57 [3] (0:14.51)	1:48.06 [8] (0:11.37)	1:36.69 [8] (0:12.05)	1:24.64 [8] (0:12.56)	1:12.08 [8] (0:12.92)	0:59.16 [8] (0:12.34)	0:46.82 [9] (0:11.87)	0:34.95	+1
4	10	CUT ON A DIME Damien Thornton	6	64.1 1800m	0:11.41 1800m	2:02.85 [4] (0:14.78)	1:48.07 [11] (0:11.41)	1:36.66 [10] (0:12.04)	1:24.62 [10] (0:12.61)	1:12.01 [10] (0:12.85)	0:59.16 [11] (0:12.36)	0:46.80 [11] (0:11.79)	0:35.01	-2
5	3	TAPILDOODLEDO Mark Du Plessis	14	64.0 400m	0:11.47 400m	2:02.94 [5] (0:14.98)	1:47.96 [12] (0:11.52)	1:36.44 [13] (0:12.21)	1:24.23 [13] (0:12.40)	1:11.83 [12] (0:12.54)	0:59.29 [10] (0:11.79)	0:47.50 [6] (0:12.30)	0:35.20	+11
6	11	XTRAREVZ Kerrin McEvoy	12	65.9 1800m	0:11.37 1800m	2:03.03 [6] (0:14.72)	1:48.31 [9] (0:11.37)	1:36.94 [9] (0:12.00)	1:24.94 [9] (0:12.59)	1:12.35 [9] (0:12.87)	0:59.48 [9] (0:12.37)	0:47.11 [10] (0:12.03)	0:35.08	+9
7	8	YASUKE Tim Clark	9	65.4 1800m	0:11.30 1800m	2:03.12 [7] (0:14.48)	1:48.64 [6] (0:11.30)	1:37.34 [6] (0:12.02)	1:25.32 [6] (0:12.63)	1:12.69 [7] (0:12.88)	0:59.81 [7] (0:12.36)	0:47.45 [8] (0:12.20)	0:35.25	+8
8	6	BROOKHAVEN Justin Huxtable	1	65.5 400m	0:11.29 1800m	2:03.19 [8] (0:14.50)	1:48.69 [7] (0:11.29)	1:37.40 [7] (0:12.03)	1:25.37 [7] (0:12.40)	1:12.97 [6] (0:12.89)	1:00.08 [6] (0:12.51)	0:47.57 [7] (0:12.27)	0:35.30	-4
9	13	HEIKA Kyle Wilson-Taylor	4	65.7 Overall	0:11.10 1800m	2:03.22 [9] (0:14.08)	1:49.14 [2] (0:11.10)	1:38.04 [1] (0:11.78)	1:26.26 [1] (0:12.56)	1:13.70 [1] (0:12.91)	1:00.79 [1] (0:12.42)	0:48.37 [2] (0:12.39)	0:35.98	+0
10	7	BULIKOV Joshua Parr	13	65.9 Overall	0:11.17 1800m	2:03.24 [10] (0:14.07)	1:49.17 [1] (0:11.17)	1:38.00 [2] (0:11.91)	1:26.09 [2] (0:12.54)	1:13.55 [2] (0:12.91)	1:00.64 [2] (0:12.51)	0:48.13 [3] (0:12.35)	0:35.78	+4

Scratched: Kovalica (#1), Burnt By Bernie (#12)



Doomben QLD Professional

Race 7: LADBROKES ROUGH HABIT PLATE - 2000m

13 May 2023 - 15:23



BRISBANE
RACING CLUB

Track Rating: Good 4, Weather: Fine, Rail Position: True

Section		Overall	1800m	1600m	1400m	1200m	1000m	800m	Last 600m					
Field Times		2:02.14 (0:14.07)	1:48.07 (0:11.11)	1:36.96 (0:11.78)	1:25.18 (0:12.56)	1:12.62 (0:12.91)	0:59.71 (0:12.09)	0:47.62 (0:12.43)	0:35.19					
Rank	TAB Horse/Jockey	Barrier	Top Speed [km/h]	Fastest Section										Distance Travelled [m]
11	4 WAITAK Ben Thompson	11	63.9 1800m	0:11.49 1800m	2:03.32 [11] (0:15.00)	1:48.32 [13] (0:11.49)	1:36.83 [12] (0:12.18)	1:24.65 [12] (0:12.45)	1:12.20 [13] (0:12.85)	0:59.35 [13] (0:12.30)	0:47.05 [14] (0:11.67)	0:35.38	-1	
12	16 SO DAZZLING Craig Williams	16	63.5 600m	0:11.59 1800m	2:03.63 [12] (0:15.20)	1:48.43 [14] (0:11.59)	1:36.84 [15] (0:12.29)	1:24.55 [15] (0:12.27)	1:12.28 [15] (0:12.79)	0:59.49 [14] (0:12.03)	0:47.46 [12] (0:11.83)	0:35.63	+10	
13	15 UNTETHERED Jake Bayliss	2	65.6 1800m	0:11.20 1800m	2:03.82 [13] (0:14.11)	1:49.71 [3] (0:11.20)	1:38.51 [3] (0:11.97)	1:26.54 [3] (0:12.54)	1:14.00 [3] (0:12.90)	1:01.10 [3] (0:12.56)	0:48.54 [4] (0:12.12)	0:36.42	-3	
14	9 SNIZZI Samantha Collett	15	65.5 Overall	0:11.53 1800m	2:03.89 [14] (0:15.25)	1:48.64 [15] (0:11.53)	1:37.11 [14] (0:12.20)	1:24.91 [14] (0:12.35)	1:12.56 [14] (0:12.98)	0:59.58 [15] (0:12.26)	0:47.32 [15] (0:11.71)	0:35.61	-2	
15	14 FLASH PRINCE Taylor Marshall	8	64.3 1800m	0:11.52 1800m	2:04.29 [15] (0:14.73)	1:49.56 [10] (0:11.52)	1:38.04 [11] (0:12.20)	1:25.84 [11] (0:12.45)	1:13.39 [11] (0:12.93)	1:00.46 [12] (0:12.37)	0:48.09 [13] (0:11.91)	0:36.18	+4	

Scratched: Kovalica (#1), Burnt By Bernie (#12)



Doomben QLD Professional

Race 7: LADBROKES ROUGH HABIT PLATE - 2000m

13 May 2023 - 15:23



Track Rating: Good 4, Weather: Fine, Rail Position: True

Section				600m	400m	200m			Last 600m	
Field Times				0:35.19 (0:11.84)	0:23.35 (0:11.37)	0:11.98 (0:11.98)			0:35.19	
Rank	TAB	Horse/Jockey	Barrier	Top Speed [km/h]	Fastest Section	Margin			Distance Travelled [m]	
1	17	SPECIAL SWEY Tyler Schiller	5	65.3 Overall	0:11.23 1800m	0:35.19 [1] (0:11.84)	0:23.35 [1] (0:11.37)	0:11.98 [1] (0:11.98)	2:02.14	0:35.19
2	2	THE VOWELS James Orman	7	67.1 Overall	0:11.21 1800m	0:34.84 [5] (0:11.83)	0:23.01 [6] (0:11.24)	0:11.77 [2] (0:11.77)	1.42L	0:34.84 +8
3	5	STROKE OF LUCK Nash Rawiller	3	64.2 1800m	0:11.37 1800m	0:34.95 [6] (0:11.68)	0:23.27 [4] (0:11.38)	0:11.89 [3] (0:11.89)	2.52L	0:34.95 +1
4	10	CUT ON A DIME Damien Thornton	6	64.1 1800m	0:11.41 1800m	0:35.01 [8] (0:11.65)	0:23.36 [8] (0:11.42)	0:11.94 [6] (0:11.94)	4.2L	0:35.01 -2
5	3	TAPILDOODLEDO Mark Du Plessis	14	64.0 400m	0:11.47 400m	0:35.20 [7] (0:11.71)	0:23.49 [7] (0:11.47)	0:12.02 [7] (0:12.02)	4.7L	0:35.20 +11
6	11	XTRAREVZ Kerrin McEvoy	12	65.9 1800m	0:11.37 1800m	0:35.08 [12] (0:11.76)	0:23.32 [12] (0:11.40)	0:11.92 [11] (0:11.92)	5.22L	0:35.08 +9
7	8	YASUKE Tim Clark	9	65.4 1800m	0:11.30 1800m	0:35.25 [9] (0:11.81)	0:23.44 [11] (0:11.34)	0:12.10 [8] (0:12.10)	5.73L	0:35.25 +8
8	6	BROOKHAVEN Justin Huxtable	1	65.5 400m	0:11.29 1800m	0:35.30 [10] (0:11.79)	0:23.51 [10] (0:11.35)	0:12.16 [9] (0:12.16)	6.18L	0:35.30 -4
9	13	HEIKA Kyle Wilson-Taylor	4	65.7 Overall	0:11.10 1800m	0:35.98 [2] (0:11.90)	0:24.08 [2] (0:11.64)	0:12.44 [4] (0:12.44)	6.36L	0:35.98 +0
10	7	BULIKOV Joshua Parr	13	65.9 Overall	0:11.17 1800m	0:35.78 [4] (0:11.90)	0:23.88 [5] (0:11.53)	0:12.35 [5] (0:12.35)	6.49L	0:35.78 +4

Scratched: Kovalica (#1), Burnt By Bernie (#12)



Doomben QLD Professional
Race 7: LADBROKES ROUGH HABIT PLATE - 2000m
13 May 2023 - 15:23



Track Rating: Good 4, Weather: Fine, Rail Position: True

Section				600m	400m	200m			Last 600m		
Field Times				0:35.19 (0:11.84)	0:23.35 (0:11.37)	0:11.98 (0:11.98)			0:35.19		
Rank	TAB Horse/Jockey	Barrier	Top Speed [km/h]	Fastest Section	Margin					Distance Travelled [m]	
11	4 WAITAK Ben Thompson	11	63.9 1800m	0:11.49 1800m	0:35.38 [11] (0:11.73)	0:23.65 [9] (0:11.59)	0:12.06 [12] (0:12.06)	6.91L		0:35.38	-1
12	16 SO DAZZLING Craig Williams	16	63.5 600m	0:11.59 1800m	0:35.63 [13] (0:11.80)	0:23.83 [13] (0:11.67)	0:12.16 [13] (0:12.16)	8.74L		0:35.63	+10
13	15 UNTETHERED Jake Bayliss	2	65.6 1800m	0:11.20 1800m	0:36.42 [3] (0:11.85)	0:24.57 [3] (0:11.81)	0:12.76 [10] (0:12.76)	9.88L		0:36.42	-3
14	9 SNIZZI Samantha Collett	15	65.5 Overall	0:11.53 1800m	0:35.61 [15] (0:11.74)	0:23.87 [14] (0:11.62)	0:12.25 [14] (0:12.25)	10.28L		0:35.61	-2
15	14 FLASH PRINCE Taylor Marshall	8	64.3 1800m	0:11.52 1800m	0:36.18 [14] (0:11.95)	0:24.23 [15] (0:11.63)	0:12.60 [15] (0:12.60)	12.61L		0:36.18	+4

Scratched: Kovalica (#1), Burnt By Bernie (#12)

[] Ranking at each section and finish
 -:-:- No data available at this section
 NA No data available

SCN Saddle cloth number
 DNF Did not finish
 DNT Did not track



Horse/Jockey Name	Special Swey
Final Rank	1
Fastest Section Time (Section)	0:11.23 (1800m)
Top Speed [km/h] (Section)	65.3 (Overall)
Race State	Finished

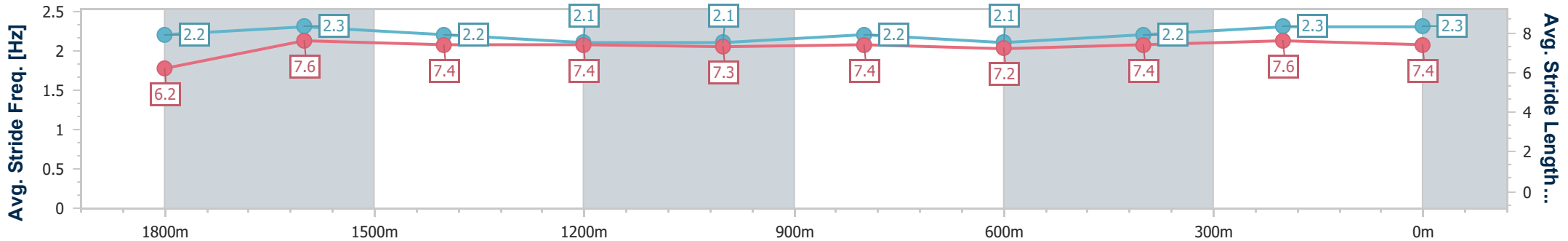
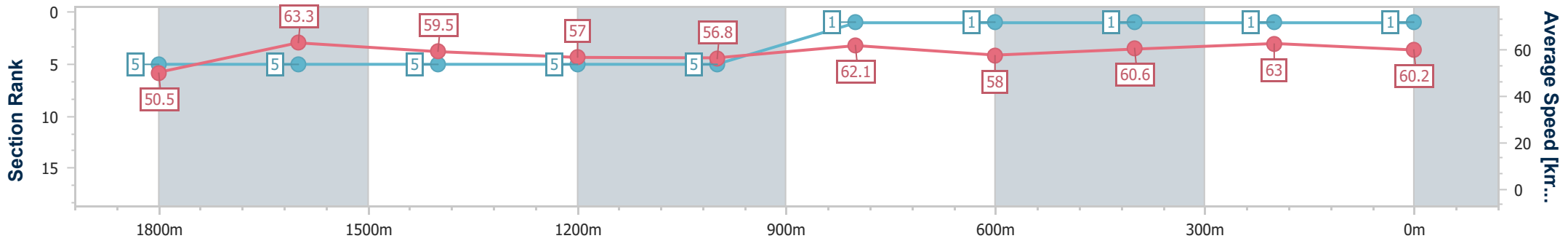


Doomben QLD Professional
Race 7: LADBROKES ROUGH HABIT PLATE - 2000m
 13 May 2023 - 15:23
 Track Rating: Good 4, Weather: Fine, Rail Position: True



BRISBANE
RACING CLUB

Section	Overall	1800m	1600m	1400m	1200m	1000m	800m	600m	400m	200m
Section Times	2:02.14 [1] (0:14.27)	1:47.87 [5] (0:11.23)	1:36.64 [5] (0:12.03)	1:24.61 [5] (0:12.67)	1:11.94 [5] (0:12.71)	0:59.23 [5] (0:11.61)	0:47.62 [1] (0:12.43)	0:35.19 [1] (0:11.84)	0:23.35 [1] (0:11.37)	0:11.98 [1] (0:11.98)
Average Speed [km/h]	50.5	63.3	59.5	57.0	56.8	62.1	58.0	60.6	63.0	60.2
Top Speed [km/h]	65.3	65.0	61.4	58.2	60.0	63.8	59.4	62.3	63.8	62.6
Avg. Dist. to Rail [m]	2.0	2.3	1.3	0.6	1.9	2.3	0.3	0.8	1.9	2.1
Avg. Stride Freq. [Hz]	2.2	2.3	2.2	2.1	2.1	2.2	2.1	2.2	2.3	2.3
Avg. Stride Length [m]	6.2	7.6	7.4	7.4	7.3	7.4	7.2	7.4	7.6	7.4



- [] Ranking at each section and finish
- .-.- No data available at this section
- NA No data available



Horse/Jockey Name	The Vowels
Final Rank	2
Fastest Section Time (Section)	0:11.21 (1800m)
Top Speed [km/h] (Section)	67.1 (Overall)
Race State	Finished

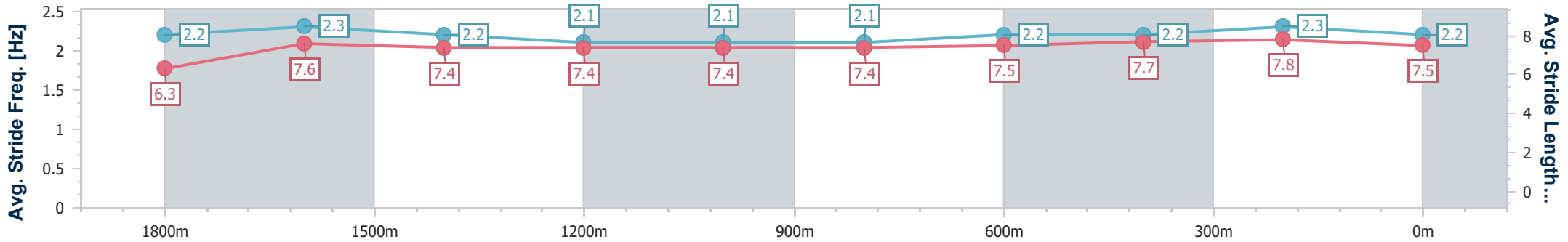
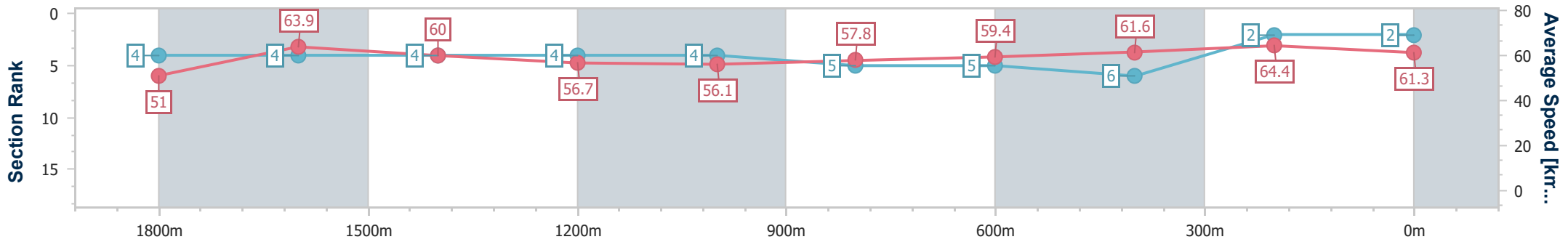


Doomben QLD Professional
Race 7: LADBROKES ROUGH HABIT PLATE - 2000m
 13 May 2023 - 15:23
 Track Rating: Good 4, Weather: Fine, Rail Position: True



BRISBANE
RACING CLUB

Section	Overall	1800m	1600m	1400m	1200m	1000m	800m	600m	400m	200m
Section Times	2:02.38 [2] (0:14.16)	1:48.22 [4] (0:11.21)	1:37.01 [4] (0:11.96)	1:25.05 [4] (0:12.70)	1:12.35 [4] (0:12.83)	0:59.52 [4] (0:12.49)	0:47.03 [5] (0:12.19)	0:34.84 [5] (0:11.83)	0:23.01 [6] (0:11.24)	0:11.77 [2] (0:11.77)
Average Speed [km/h]	51.0	63.9	60.0	56.7	56.1	57.8	59.4	61.6	64.4	61.3
Top Speed [km/h]	67.1	67.1	60.4	58.6	56.8	59.8	62.4	63.6	65.0	63.7
Avg. Dist. to Rail [m]	3.4	1.0	0.9	0.2	0.4	0.6	1.4	2.4	2.4	1.1
Avg. Stride Freq. [Hz]	2.2	2.3	2.2	2.1	2.1	2.1	2.2	2.2	2.3	2.2
Avg. Stride Length [m]	6.3	7.6	7.4	7.4	7.4	7.4	7.5	7.7	7.8	7.5



- [] Ranking at each section and finish
- .-.- No data available at this section
- NA No data available



Horse/Jockey Name	Stroke Of Luck
Final Rank	3
Fastest Section Time (Section)	0:11.37 (1800m)
Top Speed [km/h] (Section)	64.2 (1800m)
Race State	Finished

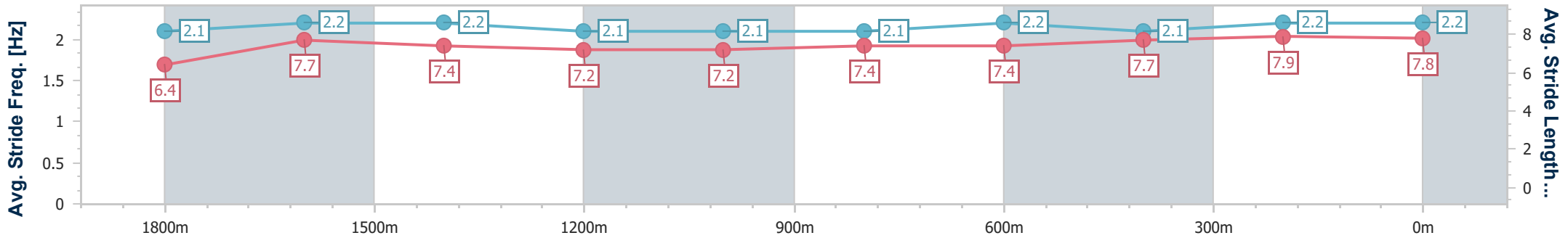
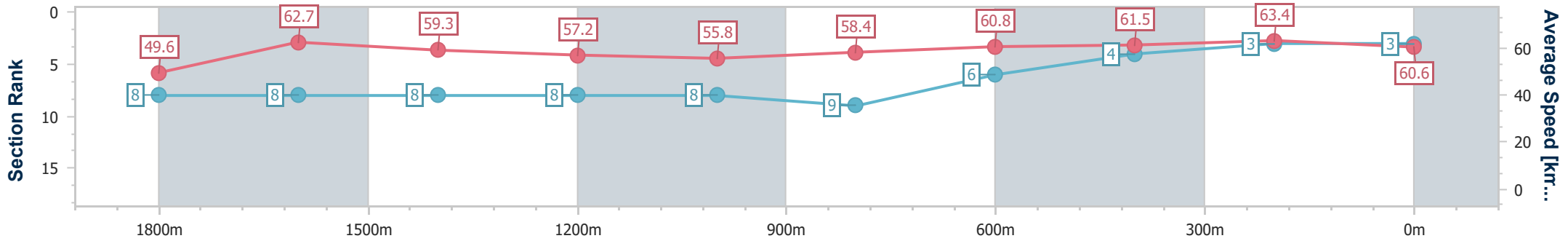


Doomben QLD Professional
Race 7: LADBROKES ROUGH HABIT PLATE - 2000m
 13 May 2023 - 15:23
 Track Rating: Good 4, Weather: Fine, Rail Position: True



BRISBANE
RACING CLUB

Section	Overall	1800m	1600m	1400m	1200m	1000m	800m	600m	400m	200m
Section Times	2:02.57 [3] (0:14.51)	1:48.06 [8] (0:11.37)	1:36.69 [8] (0:12.05)	1:24.64 [8] (0:12.56)	1:12.08 [8] (0:12.92)	0:59.16 [8] (0:12.34)	0:46.82 [9] (0:11.87)	0:34.95 [6] (0:11.68)	0:23.27 [4] (0:11.38)	0:11.89 [3] (0:11.89)
Average Speed [km/h]	49.6	62.7	59.3	57.2	55.8	58.4	60.8	61.5	63.4	60.6
Top Speed [km/h]	63.4	64.2	60.9	58.9	56.5	60.2	61.5	63.4	64.1	63.4
Avg. Dist. to Rail [m]	1.2	1.4	1.5	0.3	0.7	0.6	0.6	0.6	0.7	0.4
Avg. Stride Freq. [Hz]	2.1	2.2	2.2	2.1	2.1	2.1	2.2	2.1	2.2	2.2
Avg. Stride Length [m]	6.4	7.7	7.4	7.2	7.2	7.4	7.4	7.7	7.9	7.8



- [] Ranking at each section and finish
- .-.- No data available at this section
- NA No data available



Horse/Jockey Name	Cut On A Dime
Final Rank	4
Fastest Section Time (Section)	0:11.41 (1800m)
Top Speed [km/h] (Section)	64.1 (1800m)
Race State	Finished

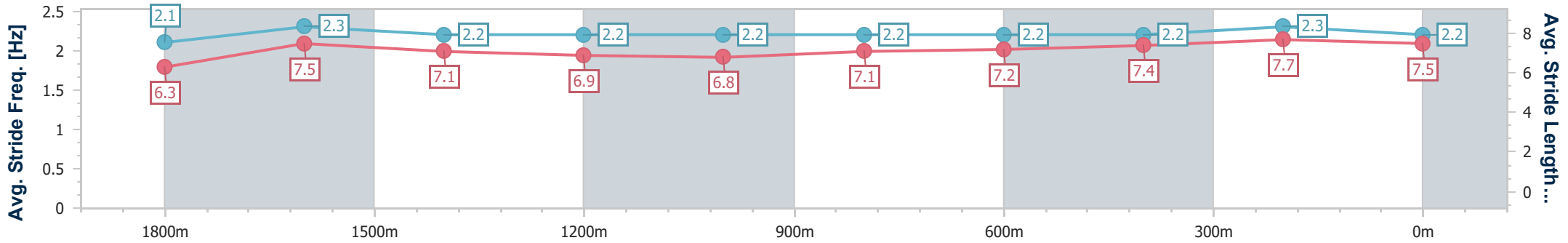
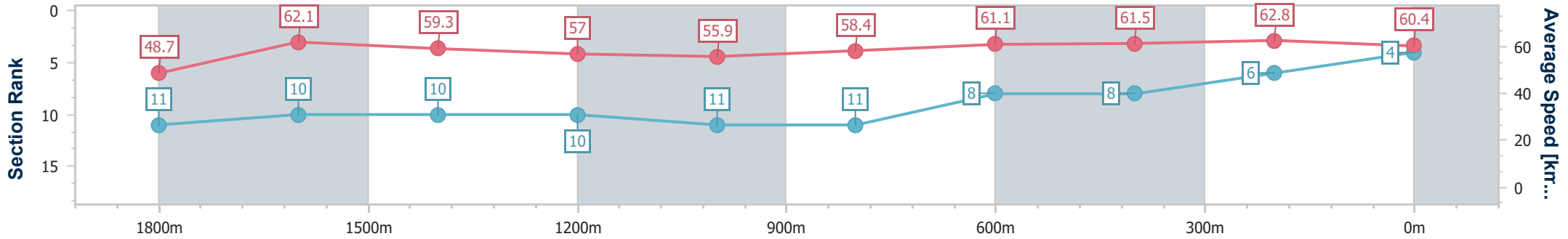


Doomben QLD Professional
Race 7: LADBROKES ROUGH HABIT PLATE - 2000m
 13 May 2023 - 15:23
 Track Rating: Good 4, Weather: Fine, Rail Position: True



BRISBANE
RACING CLUB

Section	Overall	1800m	1600m	1400m	1200m	1000m	800m	600m	400m	200m
Section Times	2:02.85 [4] (0:14.78)	1:48.07 [11] (0:11.41)	1:36.66 [10] (0:12.04)	1:24.62 [10] (0:12.61)	1:12.01 [10] (0:12.85)	0:59.16 [11] (0:12.36)	0:46.80 [11] (0:11.79)	0:35.01 [8] (0:11.65)	0:23.36 [8] (0:11.42)	0:11.94 [6] (0:11.94)
Average Speed [km/h]	48.7	62.1	59.3	57.0	55.9	58.4	61.1	61.5	62.8	60.4
Top Speed [km/h]	63.7	64.1	61.1	58.3	57.2	60.2	62.0	62.1	64.0	62.9
Avg. Dist. to Rail [m]	2.4	2.9	1.6	0.4	0.5	0.5	0.2	0.7	1.0	1.4
Avg. Stride Freq. [Hz]	2.1	2.3	2.2	2.2	2.2	2.2	2.2	2.2	2.3	2.2
Avg. Stride Length [m]	6.3	7.5	7.1	6.9	6.8	7.1	7.2	7.4	7.7	7.5



- [] Ranking at each section and finish
- .-.- No data available at this section
- NA No data available



Horse/Jockey Name	Tapildoodleo
Final Rank	5
Fastest Section Time (Section)	0:11.47 (400m)
Top Speed [km/h] (Section)	64.0 (400m)
Race State	Finished

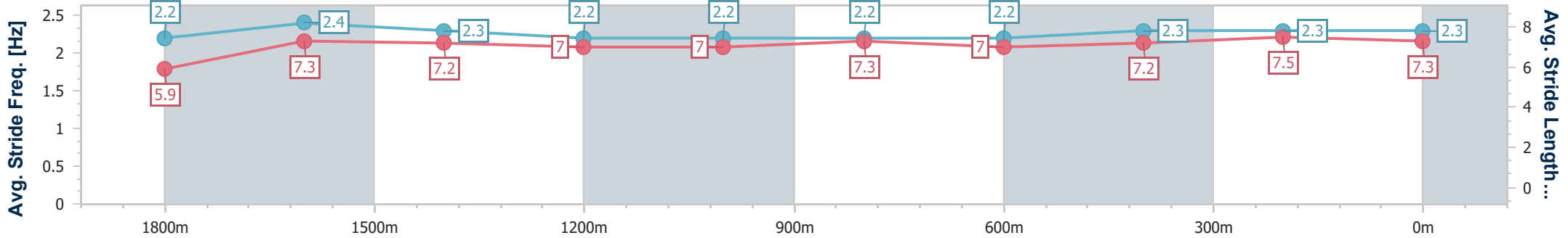
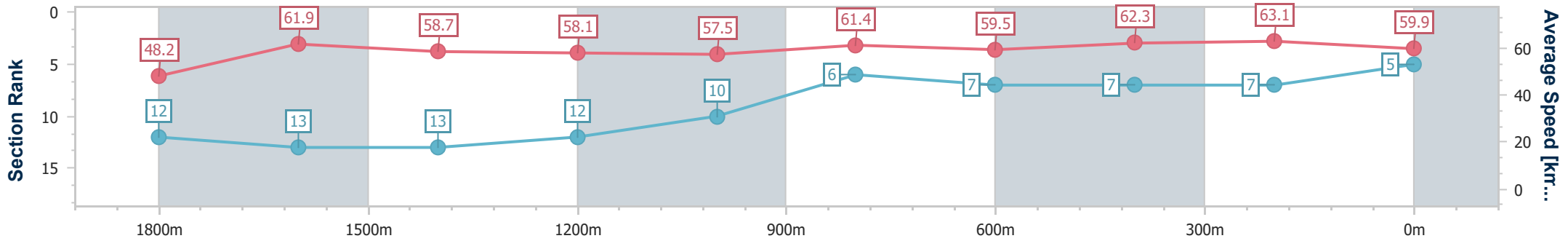


Doomben QLD Professional
 Race 7: LADBROKES ROUGH HABIT PLATE - 2000m
 13 May 2023 - 15:23
 Track Rating: Good 4, Weather: Fine, Rail Position: True



BRISBANE
RACING CLUB

Section	Overall	1800m	1600m	1400m	1200m	1000m	800m	600m	400m	200m
Section Times	2:02.94 [5] (0:14.98)	1:47.96 [12] (0:11.52)	1:36.44 [13] (0:12.21)	1:24.23 [13] (0:12.40)	1:11.83 [12] (0:12.54)	0:59.29 [10] (0:11.79)	0:47.50 [6] (0:12.30)	0:35.20 [7] (0:11.71)	0:23.49 [7] (0:11.47)	0:12.02 [7] (0:12.02)
Average Speed [km/h]	48.2	61.9	58.7	58.1	57.5	61.4	59.5	62.3	63.1	59.9
Top Speed [km/h]	62.5	63.2	59.7	59.8	61.8	63.2	60.8	63.0	64.0	62.3
Avg. Dist. to Rail [m]	6.5	1.4	1.1	0.6	2.3	2.8	2.7	2.7	2.3	4.4
Avg. Stride Freq. [Hz]	2.2	2.4	2.3	2.2	2.2	2.2	2.2	2.3	2.3	2.3
Avg. Stride Length [m]	5.9	7.3	7.2	7.0	7.0	7.3	7.0	7.2	7.5	7.3



- [] Ranking at each section and finish
- .-.- No data available at this section
- NA No data available



Horse/Jockey Name	Xtrarevz
Final Rank	6
Fastest Section Time (Section)	0:11.37 (1800m)
Top Speed [km/h] (Section)	65.9 (1800m)
Race State	Finished

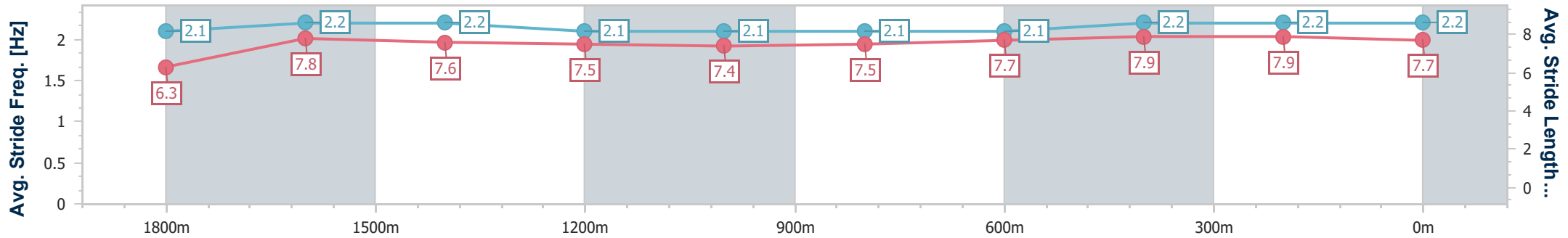
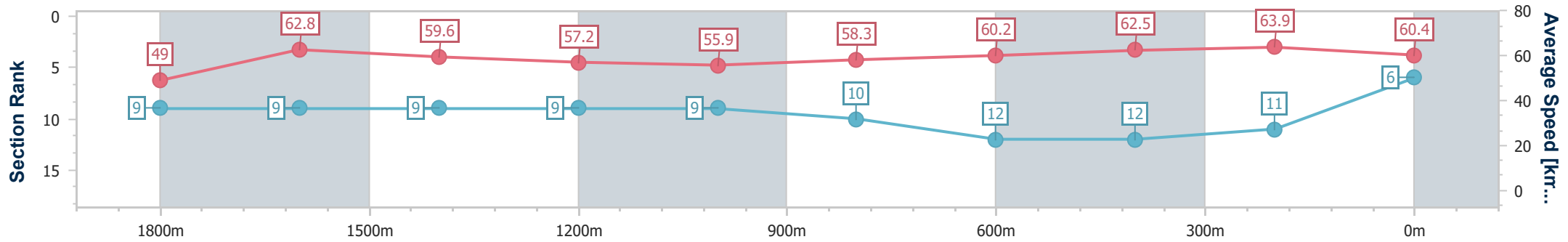


Doomben QLD Professional
 Race 7: LADBROKES ROUGH HABIT PLATE - 2000m
 13 May 2023 - 15:23
 Track Rating: Good 4, Weather: Fine, Rail Position: True



BRISBANE
RACING CLUB

Section	Overall	1800m	1600m	1400m	1200m	1000m	800m	600m	400m	200m
Section Times	2:03.03 [6] (0:14.72)	1:48.31 [9] (0:11.37)	1:36.94 [9] (0:12.00)	1:24.94 [9] (0:12.59)	1:12.35 [9] (0:12.87)	0:59.48 [9] (0:12.37)	0:47.11 [10] (0:12.03)	0:35.08 [12] (0:11.76)	0:23.32 [12] (0:11.40)	0:11.92 [11] (0:11.92)
Average Speed [km/h]	49.0	62.8	59.6	57.2	55.9	58.3	60.2	62.5	63.9	60.4
Top Speed [km/h]	63.0	65.9	61.6	59.4	56.8	60.4	61.7	63.4	64.6	62.6
Avg. Dist. to Rail [m]	5.9	1.4	1.8	0.3	1.0	0.7	1.4	3.5	5.3	6.6
Avg. Stride Freq. [Hz]	2.1	2.2	2.2	2.1	2.1	2.1	2.1	2.2	2.2	2.2
Avg. Stride Length [m]	6.3	7.8	7.6	7.5	7.4	7.5	7.7	7.9	7.9	7.7



- [] Ranking at each section and finish
- .-.- No data available at this section
- NA No data available



Horse/Jockey Name	Yasuke
Final Rank	7
Fastest Section Time (Section)	0:11.30 (1800m)
Top Speed [km/h] (Section)	65.4 (1800m)
Race State	Finished

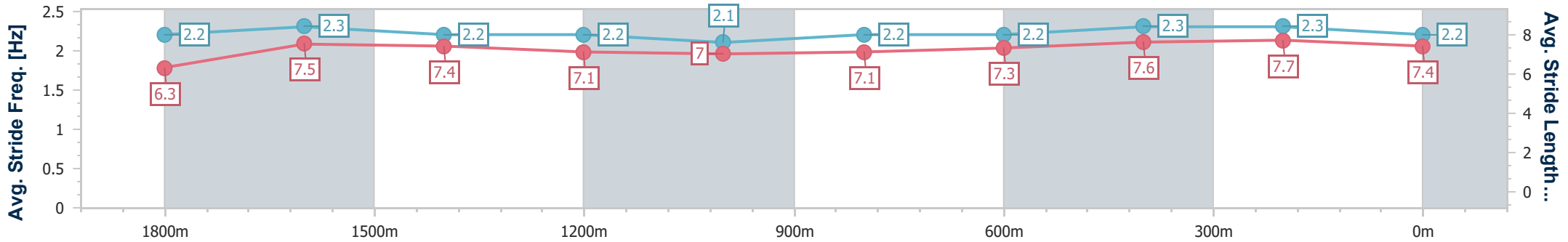
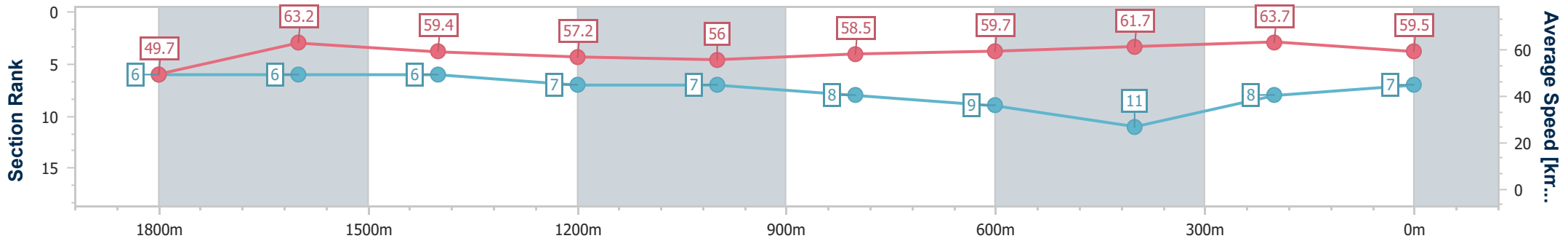


Doomben QLD Professional
Race 7: LADBROKES ROUGH HABIT PLATE - 2000m
 13 May 2023 - 15:23
 Track Rating: Good 4, Weather: Fine, Rail Position: True



BRISBANE
RACING CLUB

Section	Overall	1800m	1600m	1400m	1200m	1000m	800m	600m	400m	200m
Section Times	2:03.12 [7] (0:14.48)	1:48.64 [6] (0:11.30)	1:37.34 [6] (0:12.02)	1:25.32 [6] (0:12.63)	1:12.69 [7] (0:12.88)	0:59.81 [7] (0:12.36)	0:47.45 [8] (0:12.20)	0:35.25 [9] (0:11.81)	0:23.44 [11] (0:11.34)	0:12.10 [8] (0:12.10)
Average Speed [km/h]	49.7	63.2	59.4	57.2	56.0	58.5	59.7	61.7	63.7	59.5
Top Speed [km/h]	64.5	65.4	61.1	59.2	56.5	60.6	61.4	62.9	65.1	62.2
Avg. Dist. to Rail [m]	3.8	1.4	1.7	0.8	1.7	2.0	2.2	2.4	1.2	2.9
Avg. Stride Freq. [Hz]	2.2	2.3	2.2	2.2	2.1	2.2	2.2	2.3	2.3	2.2
Avg. Stride Length [m]	6.3	7.5	7.4	7.1	7.0	7.1	7.3	7.6	7.7	7.4



- [] Ranking at each section and finish
- .-.- No data available at this section
- NA No data available



Horse/Jockey Name	Brookhaven
Final Rank	8
Fastest Section Time (Section)	0:11.29 (1800m)
Top Speed [km/h] (Section)	65.5 (400m)
Race State	Finished

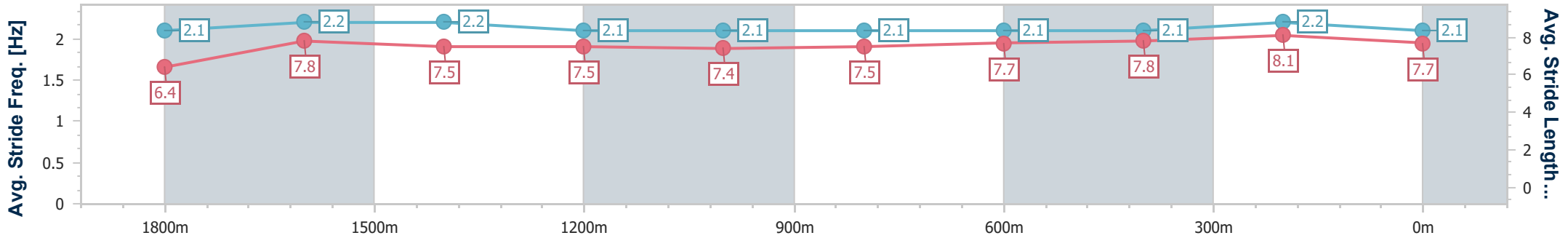
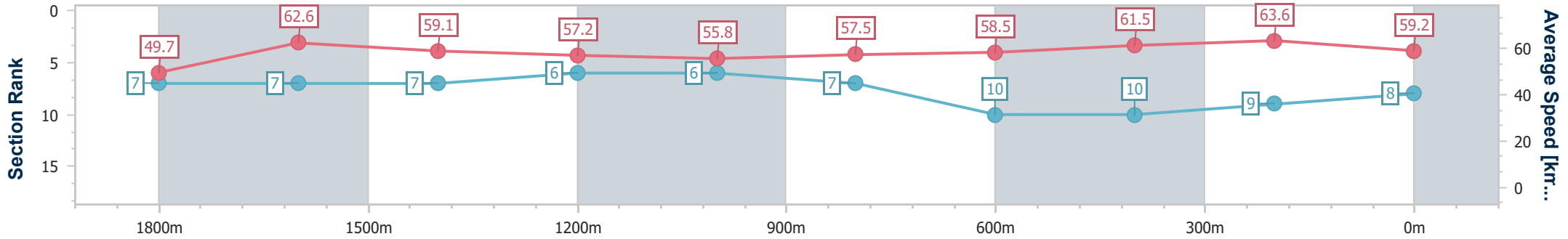


Doomben QLD Professional
Race 7: LADBROKES ROUGH HABIT PLATE - 2000m
 13 May 2023 - 15:23
 Track Rating: Good 4, Weather: Fine, Rail Position: True



BRISBANE
RACING CLUB

Section	Overall	1800m	1600m	1400m	1200m	1000m	800m	600m	400m	200m
Section Times	2:03.19 [8] (0:14.50)	1:48.69 [7] (0:11.29)	1:37.40 [7] (0:12.03)	1:25.37 [7] (0:12.40)	1:12.97 [6] (0:12.89)	1:00.08 [6] (0:12.51)	0:47.57 [7] (0:12.27)	0:35.30 [10] (0:11.79)	0:23.51 [10] (0:11.35)	0:12.16 [9] (0:12.16)
Average Speed [km/h]	49.7	62.6	59.1	57.2	55.8	57.5	58.5	61.5	63.6	59.2
Top Speed [km/h]	64.9	64.9	60.4	58.5	56.1	58.7	61.4	62.4	65.5	62.9
Avg. Dist. to Rail [m]	2.2	3.1	2.7	2.3	1.5	0.6	0.5	1.0	0.9	1.1
Avg. Stride Freq. [Hz]	2.1	2.2	2.2	2.1	2.1	2.1	2.1	2.1	2.2	2.1
Avg. Stride Length [m]	6.4	7.8	7.5	7.5	7.4	7.5	7.7	7.8	8.1	7.7



- [] Ranking at each section and finish
- .-.- No data available at this section
- NA No data available



Horse/Jockey Name	Heika
Final Rank	9
Fastest Section Time (Section)	0:11.10 (1800m)
Top Speed [km/h] (Section)	65.7 (Overall)
Race State	Finished

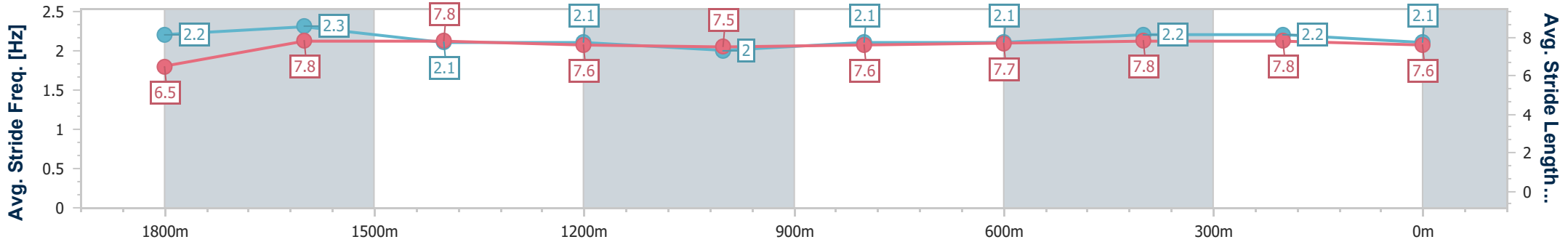
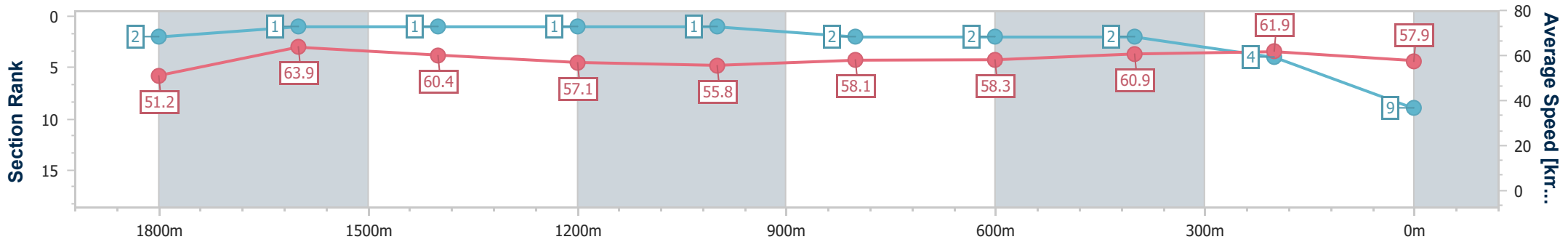


Doomben QLD Professional
Race 7: LADBROKES ROUGH HABIT PLATE - 2000m
 13 May 2023 - 15:23
 Track Rating: Good 4, Weather: Fine, Rail Position: True



BRISBANE
RACING CLUB

Section	Overall	1800m	1600m	1400m	1200m	1000m	800m	600m	400m	200m
Section Times	2:03.22 [9] (0:14.08)	1:49.14 [2] (0:11.10)	1:38.04 [1] (0:11.78)	1:26.26 [1] (0:12.56)	1:13.70 [1] (0:12.91)	1:00.79 [1] (0:12.42)	0:48.37 [2] (0:12.39)	0:35.98 [2] (0:11.90)	0:24.08 [2] (0:11.64)	0:12.44 [4] (0:12.44)
Average Speed [km/h]	51.2	63.9	60.4	57.1	55.8	58.1	58.3	60.9	61.9	57.9
Top Speed [km/h]	65.7	65.6	61.4	58.6	56.1	59.6	60.0	61.5	62.8	60.9
Avg. Dist. to Rail [m]	1.7	2.5	2.0	0.7	0.2	0.3	0.6	1.1	0.5	0.9
Avg. Stride Freq. [Hz]	2.2	2.3	2.1	2.1	2.0	2.1	2.1	2.2	2.2	2.1
Avg. Stride Length [m]	6.5	7.8	7.8	7.6	7.5	7.6	7.7	7.8	7.8	7.6



- [] Ranking at each section and finish
- .-.- No data available at this section
- NA No data available



Horse/Jockey Name	Bulikov
Final Rank	10
Fastest Section Time (Section)	0:11.17 (1800m)
Top Speed [km/h] (Section)	65.9 (Overall)
Race State	Finished

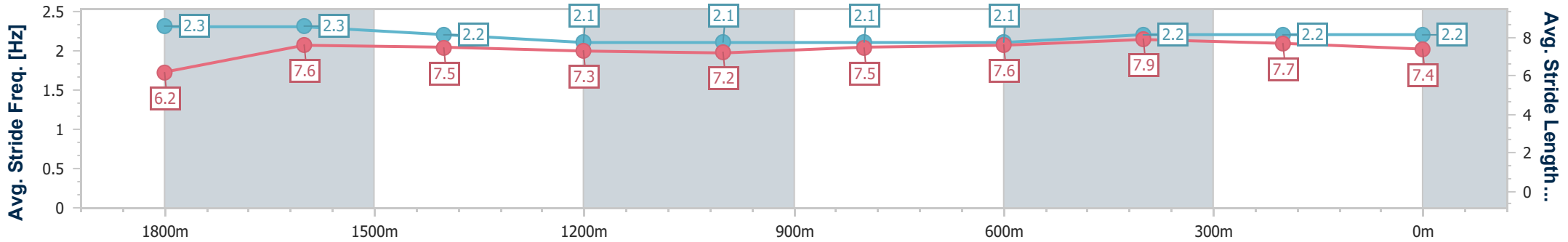
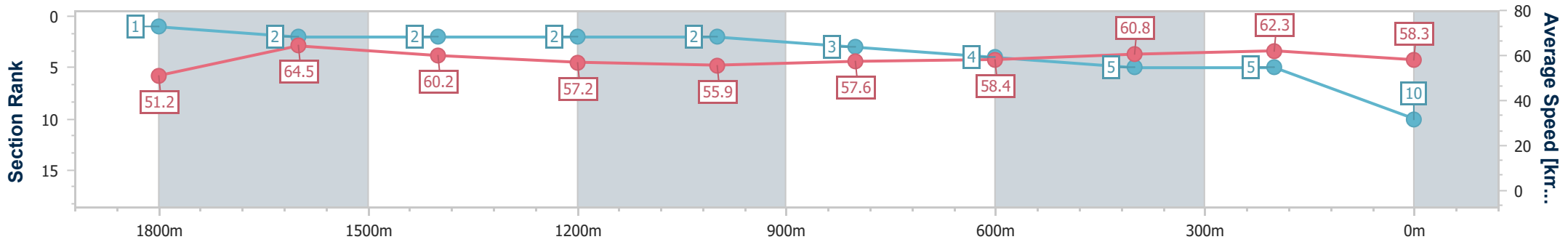


Doomben QLD Professional
Race 7: LADBROKES ROUGH HABIT PLATE - 2000m
 13 May 2023 - 15:23
 Track Rating: Good 4, Weather: Fine, Rail Position: True



BRISBANE
RACING CLUB

Section	Overall	1800m	1600m	1400m	1200m	1000m	800m	600m	400m	200m
Section Times	2:03.24 [10] (0:14.07)	1:49.17 [1] (0:11.17)	1:38.00 [2] (0:11.91)	1:26.09 [2] (0:12.54)	1:13.55 [2] (0:12.91)	1:00.64 [2] (0:12.51)	0:48.13 [3] (0:12.35)	0:35.78 [4] (0:11.90)	0:23.88 [5] (0:11.53)	0:12.35 [5] (0:12.35)
Average Speed [km/h]	51.2	64.5	60.2	57.2	55.9	57.6	58.4	60.8	62.3	58.3
Top Speed [km/h]	65.9	65.7	62.4	59.1	56.3	58.9	61.4	62.5	63.9	61.3
Avg. Dist. to Rail [m]	7.8	1.2	1.0	0.2	0.4	0.3	0.7	1.1	0.5	1.1
Avg. Stride Freq. [Hz]	2.3	2.3	2.2	2.1	2.1	2.1	2.1	2.2	2.2	2.2
Avg. Stride Length [m]	6.2	7.6	7.5	7.3	7.2	7.5	7.6	7.9	7.7	7.4



- [] Ranking at each section and finish
- .-.- No data available at this section
- NA No data available



Horse/Jockey Name	Waitak
Final Rank	11
Fastest Section Time (Section)	0:11.49 (1800m)
Top Speed [km/h] (Section)	63.9 (1800m)
Race State	Finished

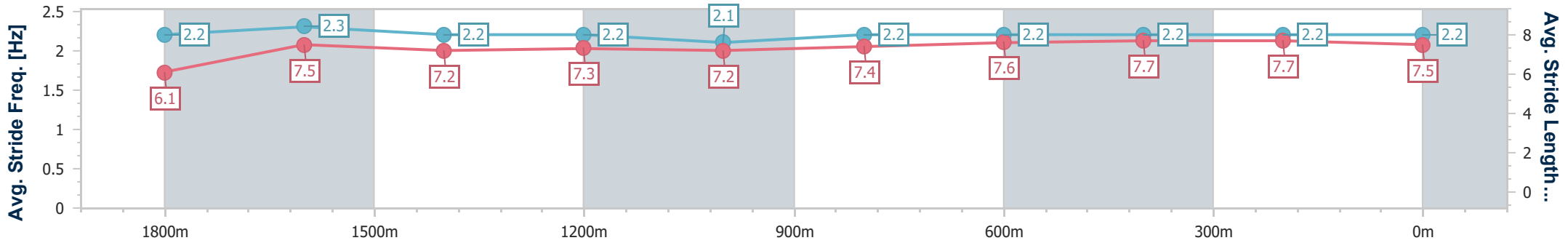
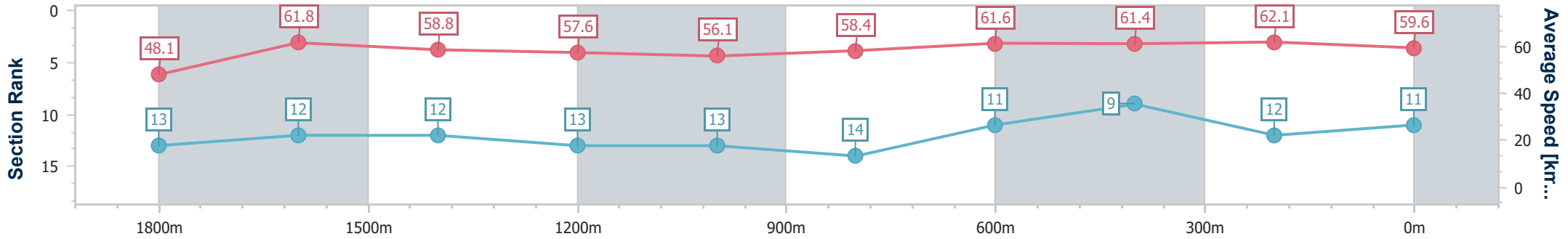


Doomben QLD Professional
Race 7: LADBROKES ROUGH HABIT PLATE - 2000m
 13 May 2023 - 15:23
 Track Rating: Good 4, Weather: Fine, Rail Position: True



BRISBANE
RACING CLUB

Section	Overall	1800m	1600m	1400m	1200m	1000m	800m	600m	400m	200m
Section Times	2:03.32 [11] (0:15.00)	1:48.32 [13] (0:11.49)	1:36.83 [12] (0:12.18)	1:24.65 [12] (0:12.45)	1:12.20 [13] (0:12.85)	0:59.35 [13] (0:12.30)	0:47.05 [14] (0:11.67)	0:35.38 [11] (0:11.73)	0:23.65 [9] (0:11.59)	0:12.06 [12] (0:12.06)
Average Speed [km/h]	48.1	61.8	58.8	57.6	56.1	58.4	61.6	61.4	62.1	59.6
Top Speed [km/h]	63.8	63.9	60.8	58.8	58.4	59.8	62.2	62.8	63.0	61.7
Avg. Dist. to Rail [m]	4.2	2.5	1.2	0.3	0.4	0.4	0.4	0.5	1.1	1.2
Avg. Stride Freq. [Hz]	2.2	2.3	2.2	2.2	2.1	2.2	2.2	2.2	2.2	2.2
Avg. Stride Length [m]	6.1	7.5	7.2	7.3	7.2	7.4	7.6	7.7	7.7	7.5



- [] Ranking at each section and finish
- .-.- No data available at this section
- NA No data available



Horse/Jockey Name	So Dazzling
Final Rank	12
Fastest Section Time (Section)	0:11.59 (1800m)
Top Speed [km/h] (Section)	63.5 (600m)
Race State	Finished

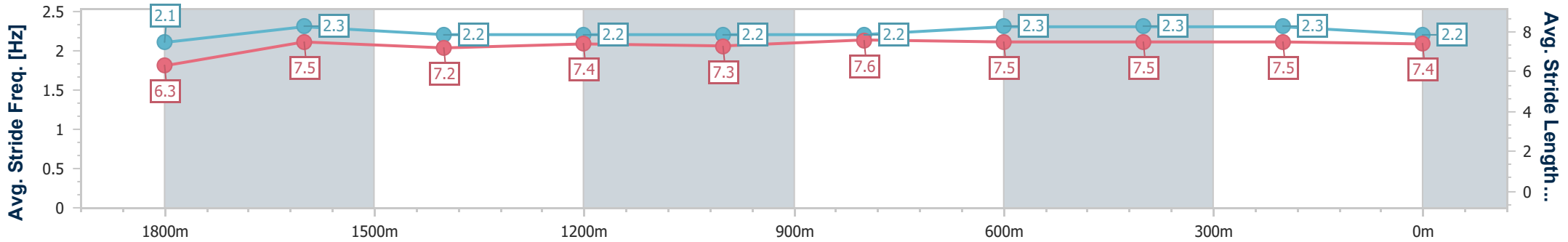
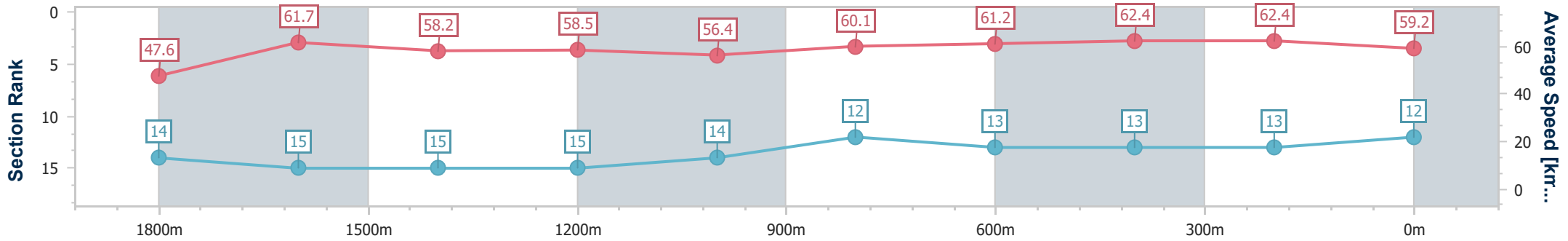


Doomben QLD Professional
 Race 7: LADBROKES ROUGH HABIT PLATE - 2000m
 13 May 2023 - 15:23
 Track Rating: Good 4, Weather: Fine, Rail Position: True



BRISBANE
 RACING CLUB

Section	Overall	1800m	1600m	1400m	1200m	1000m	800m	600m	400m	200m
Section Times	2:03.63 [12] (0:15.20)	1:48.43 [14] (0:11.59)	1:36.84 [15] (0:12.29)	1:24.55 [15] (0:12.27)	1:12.28 [15] (0:12.79)	0:59.49 [14] (0:12.03)	0:47.46 [12] (0:11.83)	0:35.63 [13] (0:11.80)	0:23.83 [13] (0:11.67)	0:12.16 [13] (0:12.16)
Average Speed [km/h]	47.6	61.7	58.2	58.5	56.4	60.1	61.2	62.4	62.4	59.2
Top Speed [km/h]	62.4	63.3	59.5	59.9	59.5	61.3	63.3	63.5	63.3	61.7
Avg. Dist. to Rail [m]	8.0	1.0	1.4	0.2	0.6	1.3	1.5	4.0	4.6	5.1
Avg. Stride Freq. [Hz]	2.1	2.3	2.2	2.2	2.2	2.2	2.3	2.3	2.3	2.2
Avg. Stride Length [m]	6.3	7.5	7.2	7.4	7.3	7.6	7.5	7.5	7.5	7.4



- [] Ranking at each section and finish
- .-.- No data available at this section
- NA No data available



Horse/Jockey Name	Untethered
Final Rank	13
Fastest Section Time (Section)	0:11.20 (1800m)
Top Speed [km/h] (Section)	65.6 (1800m)
Race State	Finished

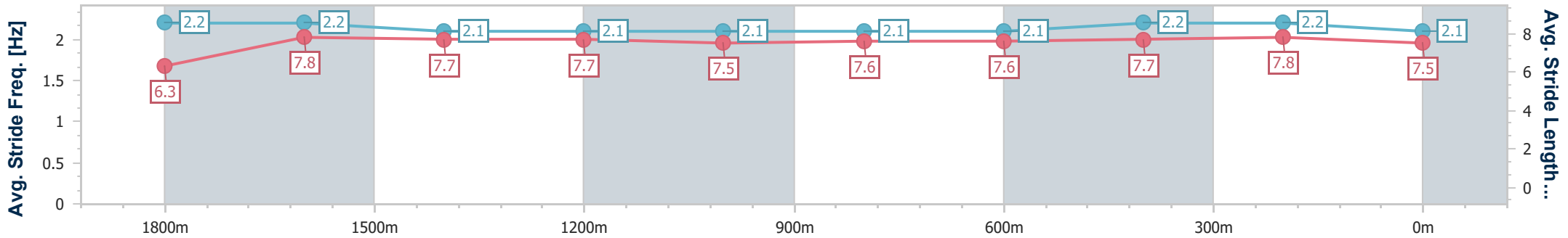
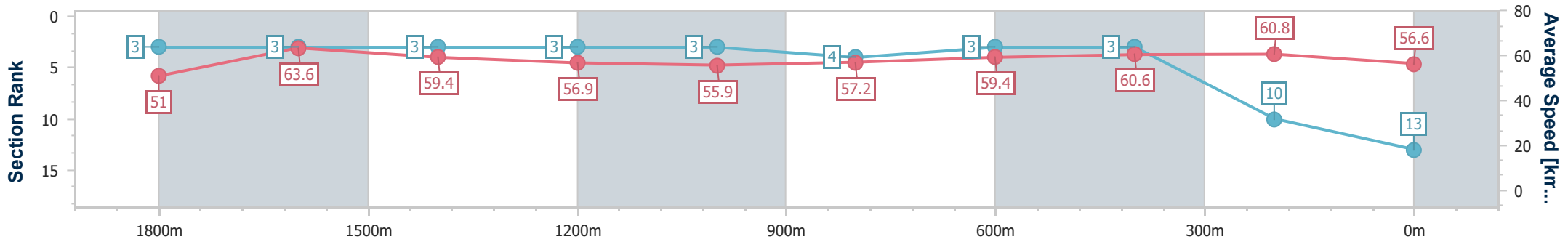


Doomben QLD Professional
Race 7: LADBROKES ROUGH HABIT PLATE - 2000m
 13 May 2023 - 15:23
 Track Rating: Good 4, Weather: Fine, Rail Position: True



BRISBANE
RACING CLUB

Section	Overall	1800m	1600m	1400m	1200m	1000m	800m	600m	400m	200m
Section Times	2:03.82 [13] (0:14.11)	1:49.71 [3] (0:11.20)	1:38.51 [3] (0:11.97)	1:26.54 [3] (0:12.54)	1:14.00 [3] (0:12.90)	1:01.10 [3] (0:12.56)	0:48.54 [4] (0:12.12)	0:36.42 [3] (0:11.85)	0:24.57 [3] (0:11.81)	0:12.76 [10] (0:12.76)
Average Speed [km/h]	51.0	63.6	59.4	56.9	55.9	57.2	59.4	60.6	60.8	56.6
Top Speed [km/h]	65.2	65.6	60.9	58.2	56.3	58.6	60.8	61.2	61.5	59.3
Avg. Dist. to Rail [m]	1.5	2.1	2.6	1.1	0.1	0.2	0.2	0.2	1.4	1.6
Avg. Stride Freq. [Hz]	2.2	2.2	2.1	2.1	2.1	2.1	2.1	2.2	2.2	2.1
Avg. Stride Length [m]	6.3	7.8	7.7	7.7	7.5	7.6	7.6	7.7	7.8	7.5



- [] Ranking at each section and finish
- .-.- No data available at this section
- NA No data available



Horse/Jockey Name	Snizzi
Final Rank	14
Fastest Section Time (Section)	0:11.53 (1800m)
Top Speed [km/h] (Section)	65.5 (Overall)
Race State	Finished

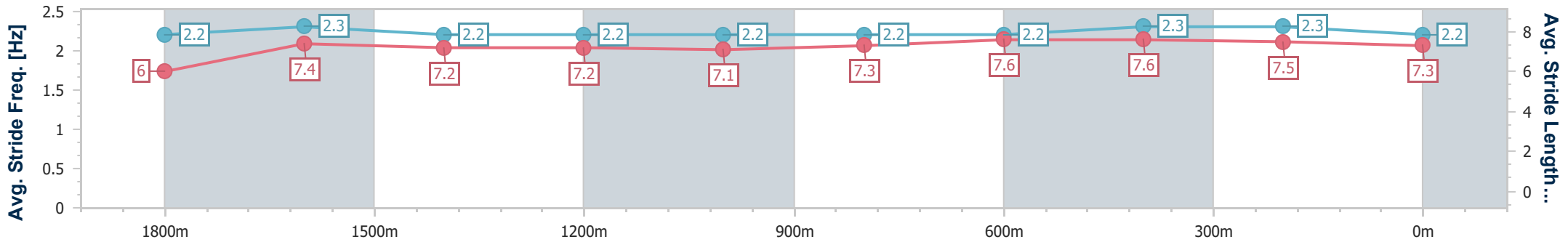
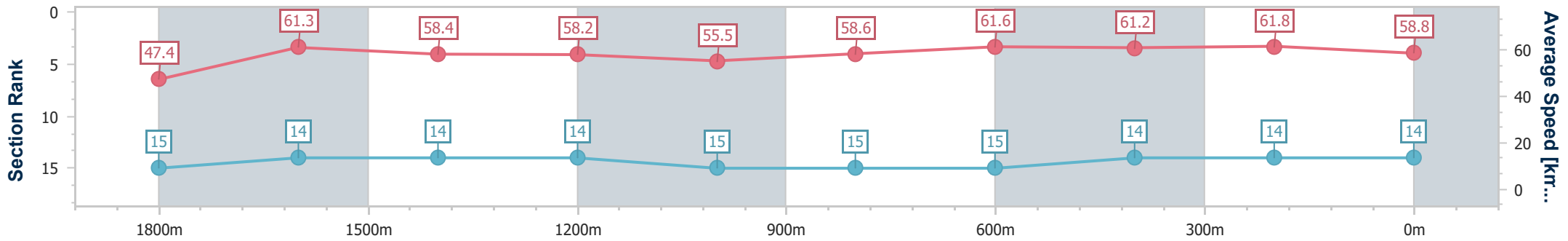


Doomben QLD Professional
Race 7: LADBROKES ROUGH HABIT PLATE - 2000m
 13 May 2023 - 15:23
 Track Rating: Good 4, Weather: Fine, Rail Position: True



BRISBANE
RACING CLUB

Section	Overall	1800m	1600m	1400m	1200m	1000m	800m	600m	400m	200m
Section Times	2:03.89 [14] (0:15.25)	1:48.64 [15] (0:11.53)	1:37.11 [14] (0:12.20)	1:24.91 [14] (0:12.35)	1:12.56 [14] (0:12.98)	0:59.58 [15] (0:12.26)	0:47.32 [15] (0:11.71)	0:35.61 [15] (0:11.74)	0:23.87 [14] (0:11.62)	0:12.25 [14] (0:12.25)
Average Speed [km/h]	47.4	61.3	58.4	58.2	55.5	58.6	61.6	61.2	61.8	58.8
Top Speed [km/h]	65.5	63.1	59.9	59.9	59.3	59.8	63.0	61.7	63.0	61.3
Avg. Dist. to Rail [m]	6.4	3.4	2.3	0.5	0.5	0.4	0.4	0.3	1.6	0.7
Avg. Stride Freq. [Hz]	2.2	2.3	2.2	2.2	2.2	2.2	2.2	2.3	2.3	2.2
Avg. Stride Length [m]	6.0	7.4	7.2	7.2	7.1	7.3	7.6	7.6	7.5	7.3



- [] Ranking at each section and finish
- .-.- No data available at this section
- NA No data available



Horse/Jockey Name	Flash Prince
Final Rank	15
Fastest Section Time (Section)	0:11.52 (1800m)
Top Speed [km/h] (Section)	64.3 (1800m)
Race State	Finished

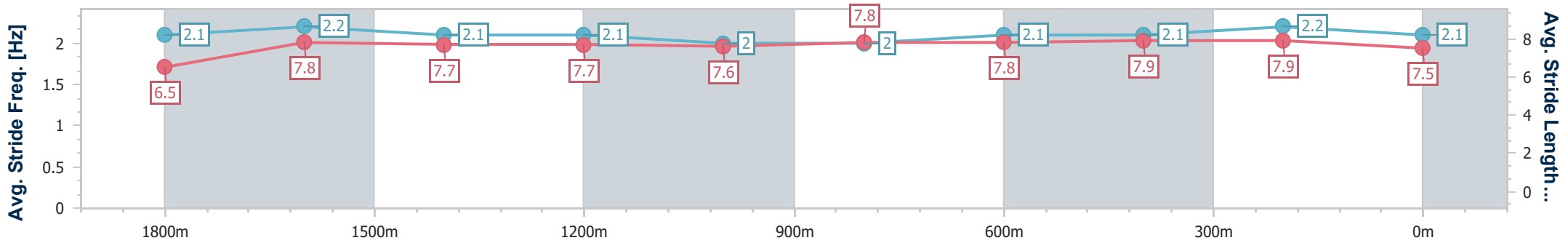
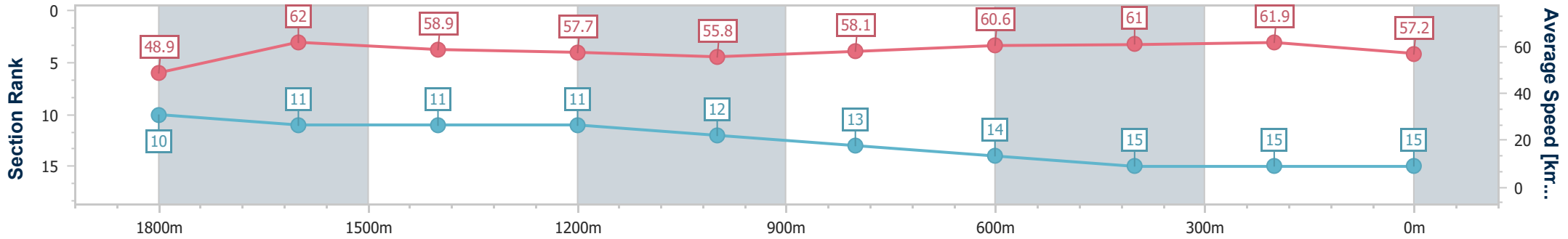


Doomben QLD Professional
 Race 7: LADBROKES ROUGH HABIT PLATE - 2000m
 13 May 2023 - 15:23
 Track Rating: Good 4, Weather: Fine, Rail Position: True



BRISBANE
RACING CLUB

Section	Overall	1800m	1600m	1400m	1200m	1000m	800m	600m	400m	200m
Section Times	2:04.29 [15] (0:14.73)	1:49.56 [10] (0:11.52)	1:38.04 [11] (0:12.20)	1:25.84 [11] (0:12.45)	1:13.39 [11] (0:12.93)	1:00.46 [12] (0:12.37)	0:48.09 [13] (0:11.91)	0:36.18 [14] (0:11.95)	0:24.23 [15] (0:11.63)	0:12.60 [15] (0:12.60)
Average Speed [km/h]	48.9	62.0	58.9	57.7	55.8	58.1	60.6	61.0	61.9	57.2
Top Speed [km/h]	63.5	64.3	59.9	59.1	58.5	60.2	61.2	61.9	62.7	61.2
Avg. Dist. to Rail [m]	3.4	1.1	0.8	0.2	0.7	0.5	0.5	2.1	0.5	0.7
Avg. Stride Freq. [Hz]	2.1	2.2	2.1	2.1	2.0	2.0	2.1	2.1	2.2	2.1
Avg. Stride Length [m]	6.5	7.8	7.7	7.7	7.6	7.8	7.8	7.9	7.9	7.5



- [] Ranking at each section and finish
- .-.- No data available at this section
- NA No data available