



Doomben QLD Professional

Race 9: ANZ BLOODSTOCK NEWS THE ROSES - 2000m

20 May 2023 - 16:35



BRISBANE
RACING CLUB

Track Rating: Soft 5, Weather: Fine, Rail Position: +2m Entire Course

Section														
Field Times														
	Overall	1800m	1600m	1400m	1200m	1000m	800m	Last 600m						
	2:03.33 (0:14.39)	1:48.94 (0:11.52)	1:37.42 (0:12.22)	1:25.20 (0:12.05)	1:13.15 (0:11.82)	1:01.33 (0:12.29)	0:49.04 (0:12.49)	0:36.55						
Rank	TAB	Horse/Jockey	Barrier	Top Speed [km/h]	Fastest Section								Distance Travelled [m]	
1	1	FIREBURN Jason Collett	10	63.2 400m	0:11.65 400m	2:03.33 [1] (0:15.29)	1:48.04 [14] (0:12.03)	1:36.01 [13] (0:12.23)	1:23.78 [14] (0:12.51)	1:11.27 [15] (0:11.89)	0:59.38 [15] (0:11.90)	0:47.48 [15] (0:12.01)	0:35.47	
2	3	RENAISSANCE WOMAN Joshua Parr	1	62.4 400m	0:11.74 400m	2:03.47 [2] (0:14.66)	1:48.81 [8] (0:12.06)	1:36.75 [8] (0:12.33)	1:24.42 [8] (0:12.31)	1:12.11 [8] (0:11.83)	1:00.28 [8] (0:12.01)	0:48.27 [7] (0:12.11)	0:36.16	-2
3	7	SAKURA GIRL Opie Bosson	6	63.5 1400m	0:11.63 1400m	2:03.59 [3] (0:14.42)	1:49.17 [2] (0:11.80)	1:37.37 [3] (0:12.33)	1:25.04 [3] (0:11.63)	1:13.41 [1] (0:11.82)	1:01.59 [1] (0:12.29)	0:49.30 [2] (0:12.49)	0:36.81	-3
4	10	PROSCENIUM ARCH Tim Clark	7	62.5 1200m	0:11.80 1200m	2:03.70 [4] (0:14.98)	1:48.72 [10] (0:11.95)	1:36.77 [10] (0:12.30)	1:24.47 [10] (0:12.39)	1:12.08 [11] (0:11.80)	1:00.28 [11] (0:11.97)	0:48.31 [10] (0:12.09)	0:36.22	+9
5	16	YANKEE HUSSEL Andrew Mallyon	9	62.4 400m	0:11.75 1200m	2:03.75 [5] (0:15.17)	1:48.58 [12] (0:11.94)	1:36.64 [12] (0:12.21)	1:24.43 [12] (0:12.34)	1:12.09 [12] (0:11.75)	1:00.34 [10] (0:12.15)	0:48.19 [12] (0:12.05)	0:36.14	-1
6	8	SUPER CHILLED James McDonald	18	62.8 400m	0:11.80 400m	2:03.85 [6] (0:15.43)	1:48.42 [15] (0:11.91)	1:36.51 [14] (0:12.18)	1:24.33 [13] (0:12.31)	1:12.02 [13] (0:11.83)	1:00.19 [13] (0:11.96)	0:48.23 [13] (0:12.02)	0:36.21	+6
7	9	MADAME ODETTE Ryan Maloney	15	64.7 Overall	0:11.75 1800m	2:04.30 [7] (0:14.60)	1:49.70 [6] (0:11.75)	1:37.95 [4] (0:12.25)	1:25.70 [4] (0:12.20)	1:13.50 [4] (0:11.84)	1:01.66 [4] (0:12.18)	0:49.48 [4] (0:12.36)	0:37.12	+4
8	5	NOAH 'N' A DEEL Sean Cormack	17	62.9 1200m	0:11.77 1200m	2:04.37 [8] (0:15.25)	1:49.12 [13] (0:12.13)	1:36.99 [15] (0:12.17)	1:24.82 [15] (0:12.40)	1:12.42 [14] (0:11.77)	1:00.65 [14] (0:12.09)	0:48.56 [14] (0:12.01)	0:36.55	+2
9	12	REO Damien Thornton	3	63.4 Overall	0:11.83 1200m	2:04.49 [9] (0:14.63)	1:49.86 [7] (0:11.85)	1:38.01 [6] (0:12.26)	1:25.75 [6] (0:12.37)	1:13.38 [6] (0:11.83)	1:01.55 [6] (0:12.11)	0:49.44 [6] (0:12.13)	0:37.31	+2
10	11	FALL FOR CINDY James Orman	14	63.8 1000m	0:11.75 1200m	2:04.61 [10] (0:15.48)	1:49.13 [16] (0:12.17)	1:36.96 [16] (0:12.16)	1:24.80 [16] (0:12.45)	1:12.35 [16] (0:11.75)	1:00.60 [16] (0:11.89)	0:48.71 [16] (0:11.90)	0:36.81	+3

Scratched: Lady Le Da (#14), Wolverine (#2), Fireflies (#19), Missy Moola (#20), Amokura (#21)

Report Created: Sat 20 May 2023 17:09 GMT+10 (Note: Timing is based on position data)

Page 1/20

[] Ranking at each section and finish
 -:-:- No data available at this section
 NA No data available

SCN Saddle cloth number
 DNF Did not finish
 DNT Did not track

data processed by TRIPLESDATA



Doomben QLD Professional

Race 9: ANZ BLOODSTOCK NEWS THE ROSES - 2000m

20 May 2023 - 16:35



BRISBANE
RACING CLUB

Track Rating: Soft 5, Weather: Fine, Rail Position: +2m Entire Course

Section		Overall	1800m	1600m	1400m	1200m	1000m	800m	Last 600m				
Field Times		2:03.33 (0:14.39)	1:48.94 (0:11.52)	1:37.42 (0:12.22)	1:25.20 (0:12.05)	1:13.15 (0:11.82)	1:01.33 (0:12.29)	0:49.04 (0:12.49)	0:36.55				
Rank	TAB Horse/Jockey	Barrier	Top Speed [km/h]	Fastest Section	Distance Travelled [m]								
11	15 ARTS OBJECT Brodie Loy	5	64.1 1800m	0:11.57 1800m	2:04.87 [11] (0:14.39)	1:50.48 [1] (0:11.57)	1:38.91 [2] (0:12.31)	1:26.60 [2] (0:12.10)	1:14.50 [3] (0:11.90)	1:02.60 [3] (0:12.28)	0:50.32 [3] (0:12.47)	0:37.85	-12
12	6 PREMISE Sam Clipperton	4	63.0 Overall	0:11.85 1800m	2:04.92 [12] (0:14.57)	1:50.35 [4] (0:11.85)	1:38.50 [5] (0:12.27)	1:26.23 [5] (0:12.30)	1:13.93 [5] (0:11.89)	1:02.04 [5] (0:12.06)	0:49.98 [5] (0:12.28)	0:37.70	-6
13	13 STARLINER Kyle Wilson-Taylor	8	63.3 Overall	0:11.80 1200m	2:05.00 [13] (0:14.60)	1:50.40 [5] (0:12.09)	1:38.31 [7] (0:12.29)	1:26.02 [7] (0:12.38)	1:13.64 [7] (0:11.80)	1:01.84 [7] (0:12.04)	0:49.80 [8] (0:12.06)	0:37.74	+9
14	4 TYRESA Larry Cassidy	2	66.5 Overall	0:11.80 1200m	2:05.11 [14] (0:14.78)	1:50.33 [9] (0:11.96)	1:38.37 [9] (0:12.36)	1:26.01 [9] (0:12.34)	1:13.67 [9] (0:11.80)	1:01.87 [9] (0:12.06)	0:49.81 [9] (0:12.11)	0:37.70	+2
15	17 IRISH SALLY Micheal Hellyer	13	62.7 Overall	0:11.88 1200m	2:05.84 [15] (0:15.15)	1:50.69 [11] (0:11.95)	1:38.74 [11] (0:12.15)	1:26.59 [11] (0:12.31)	1:14.28 [10] (0:11.88)	1:02.40 [12] (0:12.01)	0:50.39 [11] (0:12.13)	0:38.26	-9
16	18 VENETIAN BLUE Ben Thompson	11	64.0 1800m	0:11.39 1800m	2:06.37 [16] (0:14.52)	1:51.85 [3] (0:11.39)	1:40.46 [1] (0:12.22)	1:28.24 [1] (0:12.15)	1:16.09 [2] (0:11.77)	1:04.32 [2] (0:12.24)	0:52.08 [1] (0:12.56)	0:39.52	-5

Scratched: Lady Le Da (#14), Wolverine (#2), Fireflies (#19), Missy Moola (#20), Amokura (#21)

[] Ranking at each section and finish
 -:-:- No data available at this section
 NA No data available

SCN Saddle cloth number
 DNF Did not finish
 DNT Did not track



Doomben QLD Professional

Race 9: ANZ BLOODSTOCK NEWS THE ROSES - 2000m

20 May 2023 - 16:35



BRISBANE
RACING CLUB

Track Rating: Soft 5, Weather: Fine, Rail Position: +2m Entire Course

Section				600m	400m	200m			Last 600m		
Field Times				0:36.55 (0:12.25)	0:24.30 (0:12.04)	0:12.26 (0:12.26)			0:36.55		
Rank	TAB	Horse/Jockey	Barrier	Top Speed [km/h]	Fastest Section	Margin			Distance Travelled [m]		
1	1	FIREBURN Jason Collett	10	63.2 400m	0:11.65 400m	0:35.47 [16] (0:11.84)	0:23.63 [14] (0:11.65)	0:11.98 [3] (0:11.98)	2:03.33	0:35.47	
2	3	RENAISSANCE WOMAN Joshua Parr	1	62.4 400m	0:11.74 400m	0:36.16 [8] (0:12.07)	0:24.09 [6] (0:11.74)	0:12.35 [2] (0:12.35)	0.86L	0:36.16	-2
3	7	SAKURA GIRL Opie Bosson	6	63.5 1400m	0:11.63 1400m	0:36.81 [1] (0:12.25)	0:24.56 [1] (0:12.04)	0:12.52 [1] (0:12.52)	1.53L	0:36.81	-3
4	10	PROSCENIUM ARCH Tim Clark	7	62.5 1200m	0:11.80 1200m	0:36.22 [10] (0:12.07)	0:24.15 [9] (0:11.83)	0:12.32 [4] (0:12.32)	2.23L	0:36.22	+9
5	16	YANKEE HUSSEL Andrew Mallyon	9	62.4 400m	0:11.75 1200m	0:36.14 [12] (0:12.05)	0:24.09 [12] (0:11.81)	0:12.28 [7] (0:12.28)	2.5L	0:36.14	-1
6	8	SUPER CHILLED James McDonald	18	62.8 400m	0:11.80 400m	0:36.21 [13] (0:12.04)	0:24.17 [13] (0:11.80)	0:12.37 [8] (0:12.37)	3.06L	0:36.21	+6
7	9	MADAME ODETTE Ryan Maloney	15	64.7 Overall	0:11.75 1800m	0:37.12 [4] (0:12.10)	0:25.02 [4] (0:12.17)	0:12.85 [5] (0:12.85)	5.74L	0:37.12	+4
8	5	NOAH 'N' A DEEL Sean Cormack	17	62.9 1200m	0:11.77 1200m	0:36.55 [15] (0:11.96)	0:24.59 [15] (0:12.01)	0:12.58 [12] (0:12.58)	6.15L	0:36.55	+2
9	12	REO Damien Thornton	3	63.4 Overall	0:11.83 1200m	0:37.31 [5] (0:12.09)	0:25.22 [3] (0:12.19)	0:13.03 [6] (0:13.03)	6.86L	0:37.31	+2
10	11	FALL FOR CINDY James Orman	14	63.8 1000m	0:11.75 1200m	0:36.81 [14] (0:12.09)	0:24.72 [16] (0:11.85)	0:12.87 [11] (0:12.87)	7.54L	0:36.81	+3

Scratched: Lady Le Da (#14), Wolverine (#2), Fireflies (#19), Missy Moola (#20), Amokura (#21)

Report Created: Sat 20 May 2023 17:09 GMT+10 (Note: Timing is based on position data)

Page 3/20

[] Ranking at each section and finish
 -:-:- No data available at this section
 NA No data available

SCN Saddle cloth number
 DNF Did not finish
 DNT Did not track

data processed by  TRIPLESDATA



Doomben QLD Professional

Race 9: ANZ BLOODSTOCK NEWS THE ROSES - 2000m

20 May 2023 - 16:35



BRISBANE
RACING CLUB

Track Rating: Soft 5, Weather: Fine, Rail Position: +2m Entire Course

Section				600m	400m	200m			Last 600m		
Field Times				0:36.55 (0:12.25)	0:24.30 (0:12.04)	0:12.26 (0:12.26)			0:36.55		
Rank	TAB Horse/Jockey	Barrier	Top Speed [km/h]	Fastest Section				Margin			
11	15 ARTS OBJECT Brodie Loy	5	64.1 1800m	0:11.57 1800m	0:37.85 [3] (0:12.27)	0:25.58 [5] (0:12.19)	0:13.39 [9] (0:13.39)	9.11L			0:37.85 -12
12	6 PREMISE Sam Clipperton	4	63.0 Overall	0:11.85 1800m	0:37.70 [6] (0:12.19)	0:25.51 [7] (0:12.13)	0:13.38 [10] (0:13.38)	9.37L			0:37.70 -6
13	13 STARLINER Kyle Wilson-Taylor	8	63.3 Overall	0:11.80 1200m	0:37.74 [7] (0:12.29)	0:25.45 [8] (0:12.31)	0:13.14 [14] (0:13.14)	9.84L			0:37.74 +9
14	4 TYRESA Larry Cassidy	2	66.5 Overall	0:11.80 1200m	0:37.70 [9] (0:12.14)	0:25.56 [9] (0:12.31)	0:13.25 [13] (0:13.25)	10.5L			0:37.70 +2
15	17 IRISH SALLY Micheal Hellyer	13	62.7 Overall	0:11.88 1200m	0:38.26 [11] (0:12.00)	0:26.26 [11] (0:12.42)	0:13.84 [16] (0:13.84)	14.76L			0:38.26 -9
16	18 VENETIAN BLUE Ben Thompson	11	64.0 1800m	0:11.39 1800m	0:39.52 [2] (0:12.40)	0:27.12 [2] (0:12.64)	0:14.48 [15] (0:14.48)	17.91L			0:39.52 -5

Scratched: Lady Le Da (#14), Wolverine (#2), Fireflies (#19), Missy Moola (#20), Amokura (#21)



Horse/Jockey Name	Fireburn
Final Rank	1
Fastest Section Time (Section)	0:11.65 (400m)
Top Speed [km/h] (Section)	63.2 (400m)
Race State	Finished



Doomben QLD Professional

Race 9: ANZ BLOODSTOCK NEWS THE ROSES - 2000m

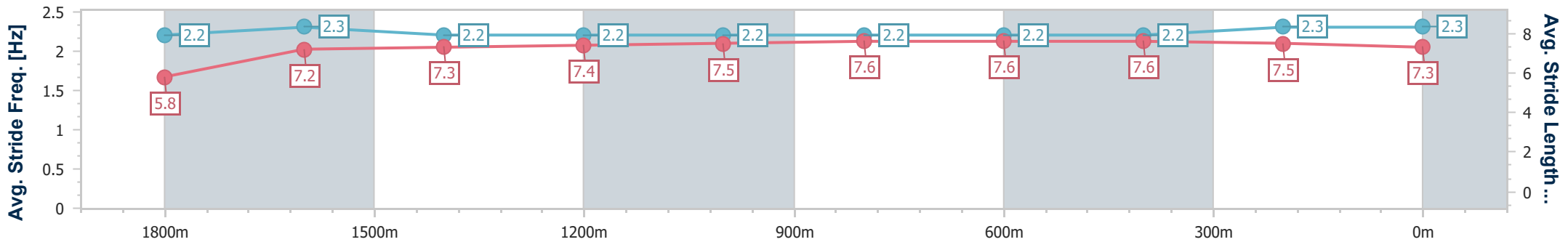
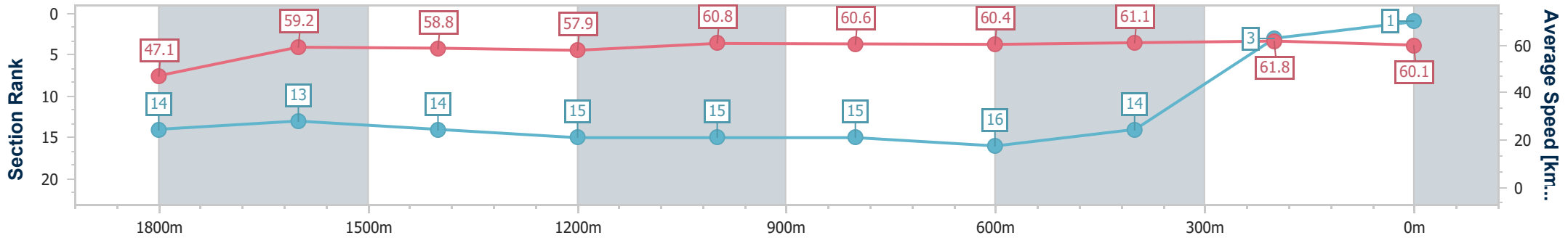
20 May 2023 - 16:35

Track Rating: Soft 5, Weather: Fine, Rail Position: +2m Entire Course



BRISBANE RACING CLUB

Section	Overall	1800m	1600m	1400m	1200m	1000m	800m	600m	400m	200m
Section Times	2:03.33 [1] (0:15.29)	1:48.04 [14] (0:12.03)	1:36.01 [13] (0:12.23)	1:23.78 [14] (0:12.51)	1:11.27 [15] (0:11.89)	0:59.38 [15] (0:11.90)	0:47.48 [15] (0:12.01)	0:35.47 [16] (0:11.84)	0:23.63 [14] (0:11.65)	0:11.98 [3] (0:11.98)
Average Speed [km/h]	47.1	59.2	58.8	57.9	60.8	60.6	60.4	61.1	61.8	60.1
Top Speed [km/h]	62.5	62.3	60.2	60.7	61.7	62.0	61.4	62.1	63.2	62.6
Avg. Dist. to Rail [m]	5.9	1.5	0.7	1.3	1.8	1.3	1.6	1.0	0.9	0.4
Avg. Stride Freq. [Hz]	2.2	2.3	2.2	2.2	2.2	2.2	2.2	2.2	2.3	2.3
Avg. Stride Length [m]	5.8	7.2	7.3	7.4	7.5	7.6	7.6	7.6	7.5	7.3



- [] Ranking at each section and finish
- .-.- No data available at this section
- NA No data available



Horse/Jockey Name	Renaissance Woman
Final Rank	2
Fastest Section Time (Section)	0:11.74 (400m)
Top Speed [km/h] (Section)	62.4 (400m)
Race State	Finished

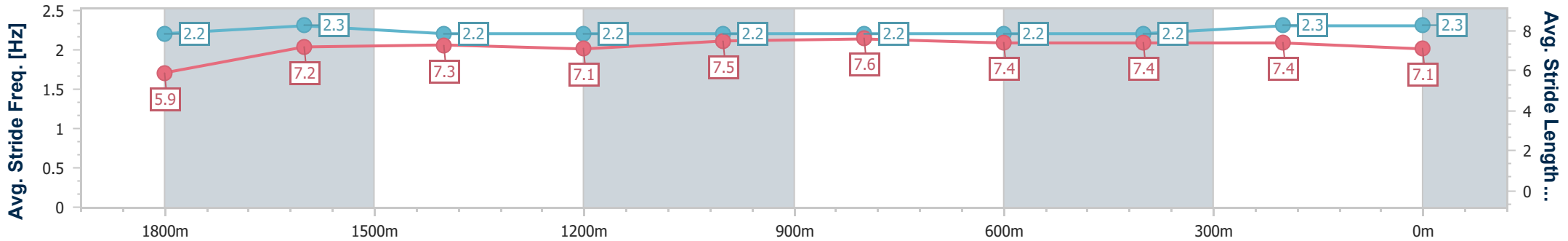
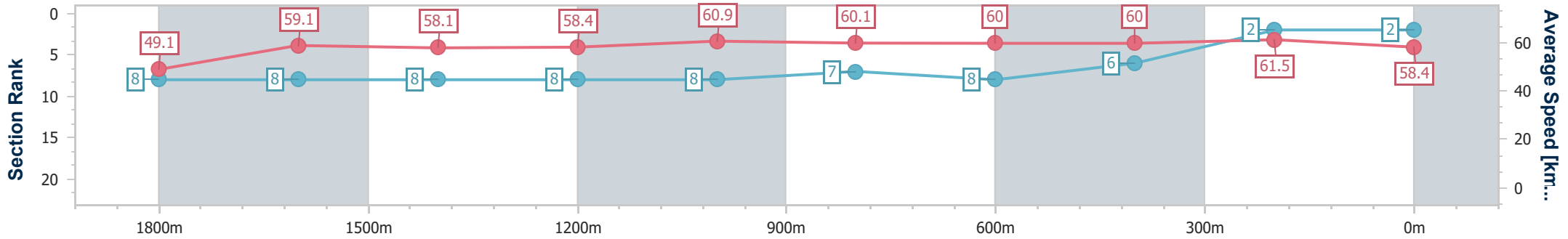


Doomben QLD Professional
Race 9: ANZ BLOODSTOCK NEWS THE ROSES - 2000m
 20 May 2023 - 16:35
 Track Rating: Soft 5, Weather: Fine, Rail Position: +2m Entire Course



BRISBANE
RACING CLUB

Section	Overall	1800m	1600m	1400m	1200m	1000m	800m	600m	400m	200m
Section Times	2:03.47 [2] (0:14.66)	1:48.81 [8] (0:12.06)	1:36.75 [8] (0:12.33)	1:24.42 [8] (0:12.31)	1:12.11 [8] (0:11.83)	1:00.28 [8] (0:12.01)	0:48.27 [7] (0:12.11)	0:36.16 [8] (0:12.07)	0:24.09 [6] (0:11.74)	0:12.35 [2] (0:12.35)
Average Speed [km/h]	49.1	59.1	58.1	58.4	60.9	60.1	60.0	60.0	61.5	58.4
Top Speed [km/h]	62.3	61.8	60.6	59.9	61.9	61.5	60.7	60.9	62.4	60.9
Avg. Dist. to Rail [m]	1.3	1.7	0.9	0.3	1.1	1.1	1.6	1.2	3.0	3.6
Avg. Stride Freq. [Hz]	2.2	2.3	2.2	2.2	2.2	2.2	2.2	2.2	2.3	2.3
Avg. Stride Length [m]	5.9	7.2	7.3	7.1	7.5	7.6	7.4	7.4	7.4	7.1



- [] Ranking at each section and finish
- .-.- No data available at this section
- NA No data available



Horse/Jockey Name	Sakura Girl
Final Rank	3
Fastest Section Time (Section)	0:11.63 (1400m)
Top Speed [km/h] (Section)	63.5 (1400m)
Race State	Finished

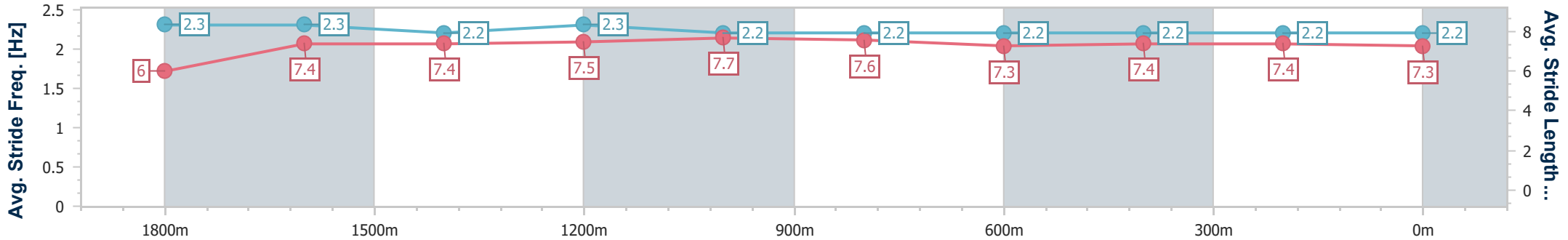
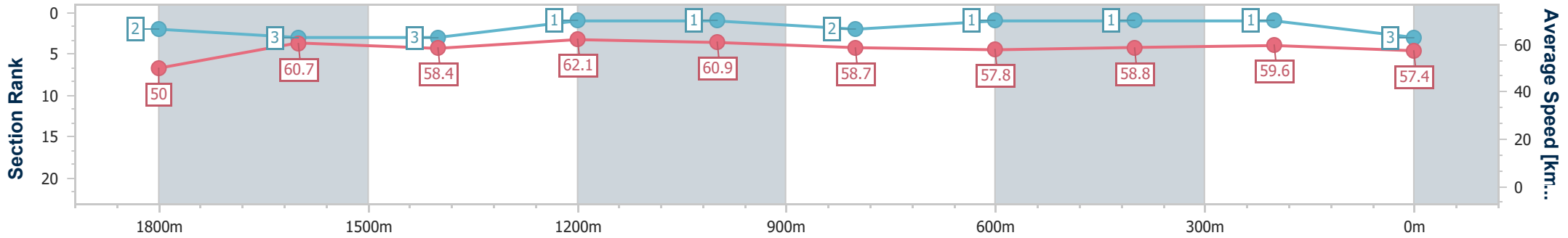


Doomben QLD Professional
Race 9: ANZ BLOODSTOCK NEWS THE ROSES - 2000m
 20 May 2023 - 16:35
 Track Rating: Soft 5, Weather: Fine, Rail Position: +2m Entire Course



BRISBANE
RACING CLUB

Section	Overall	1800m	1600m	1400m	1200m	1000m	800m	600m	400m	200m
Section Times	2:03.59 [3] (0:14.42)	1:49.17 [2] (0:11.80)	1:37.37 [3] (0:12.33)	1:25.04 [3] (0:11.63)	1:13.41 [1] (0:11.82)	1:01.59 [1] (0:12.29)	0:49.30 [2] (0:12.49)	0:36.81 [1] (0:12.25)	0:24.56 [1] (0:12.04)	0:12.52 [1] (0:12.52)
Average Speed [km/h]	50.0	60.7	58.4	62.1	60.9	58.7	57.8	58.8	59.6	57.4
Top Speed [km/h]	63.1	62.9	59.6	63.5	61.6	60.2	58.9	59.5	60.4	59.1
Avg. Dist. to Rail [m]	3.7	1.0	0.5	0.6	0.4	0.3	0.8	0.5	1.3	0.5
Avg. Stride Freq. [Hz]	2.3	2.3	2.2	2.3	2.2	2.2	2.2	2.2	2.2	2.2
Avg. Stride Length [m]	6.0	7.4	7.4	7.5	7.7	7.6	7.3	7.4	7.4	7.3



- [] Ranking at each section and finish
- .-.- No data available at this section
- NA No data available



Horse/Jockey Name	Proscenium Arch
Final Rank	4
Fastest Section Time (Section)	0:11.80 (1200m)
Top Speed [km/h] (Section)	62.5 (1200m)
Race State	Finished

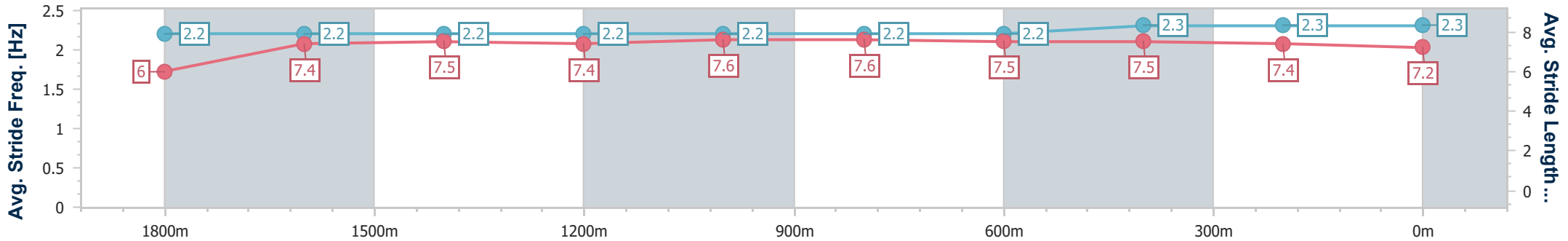
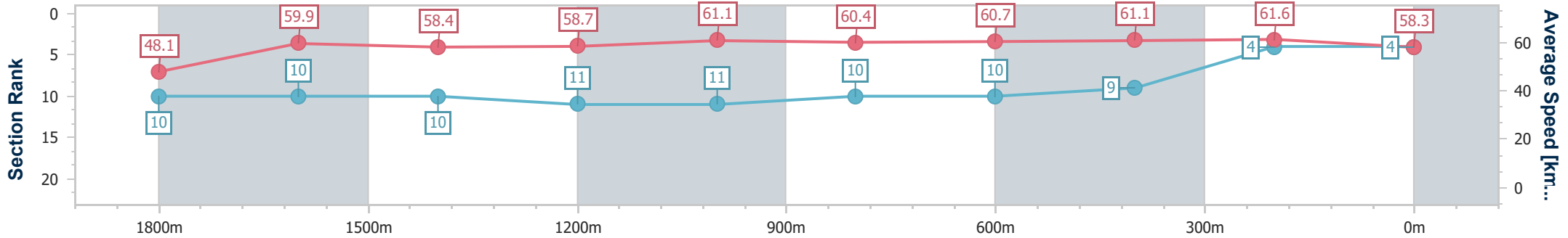


Doomben QLD Professional
 Race 9: ANZ BLOODSTOCK NEWS THE ROSES - 2000m
 20 May 2023 - 16:35
 Track Rating: Soft 5, Weather: Fine, Rail Position: +2m Entire Course



BRISBANE RACING CLUB

Section	Overall	1800m	1600m	1400m	1200m	1000m	800m	600m	400m	200m
Section Times	2:03.70 [4] (0:14.98)	1:48.72 [10] (0:11.95)	1:36.77 [10] (0:12.30)	1:24.47 [10] (0:12.39)	1:12.08 [11] (0:11.80)	1:00.28 [11] (0:11.97)	0:48.31 [10] (0:12.09)	0:36.22 [10] (0:12.07)	0:24.15 [9] (0:11.83)	0:12.32 [4] (0:12.32)
Average Speed [km/h]	48.1	59.9	58.4	58.7	61.1	60.4	60.7	61.1	61.6	58.3
Top Speed [km/h]	61.5	61.9	60.0	60.5	62.5	61.8	61.3	62.2	62.4	59.9
Avg. Dist. to Rail [m]	3.4	1.1	0.6	1.5	2.8	2.9	3.2	4.4	5.9	7.3
Avg. Stride Freq. [Hz]	2.2	2.2	2.2	2.2	2.2	2.2	2.2	2.3	2.3	2.3
Avg. Stride Length [m]	6.0	7.4	7.5	7.4	7.6	7.6	7.5	7.5	7.4	7.2



- [] Ranking at each section and finish
- .-.- No data available at this section
- NA No data available



Horse/Jockey Name	Yankee Hussel
Final Rank	5
Fastest Section Time (Section)	0:11.75 (1200m)
Top Speed [km/h] (Section)	62.4 (400m)
Race State	Finished

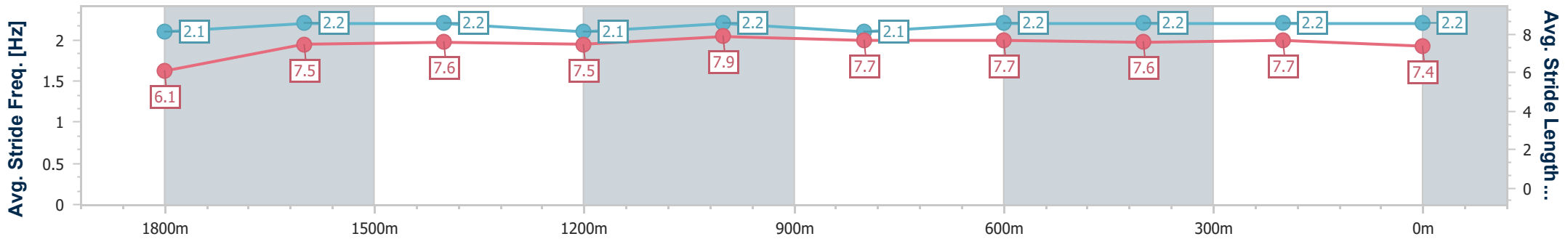
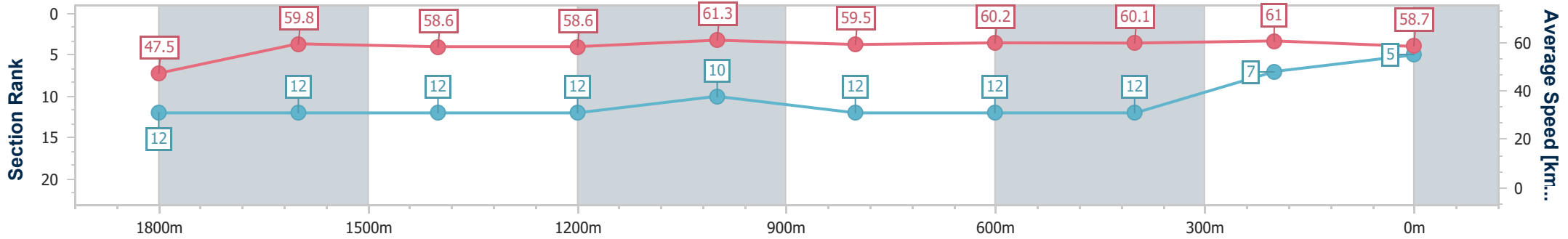


Doomben QLD Professional
Race 9: ANZ BLOODSTOCK NEWS THE ROSES - 2000m
 20 May 2023 - 16:35
 Track Rating: Soft 5, Weather: Fine, Rail Position: +2m Entire Course



BRISBANE
RACING CLUB

Section	Overall	1800m	1600m	1400m	1200m	1000m	800m	600m	400m	200m
Section Times	2:03.75 [5] (0:15.17)	1:48.58 [12] (0:11.94)	1:36.64 [12] (0:12.21)	1:24.43 [12] (0:12.34)	1:12.09 [12] (0:11.75)	1:00.34 [10] (0:12.15)	0:48.19 [12] (0:12.05)	0:36.14 [12] (0:12.05)	0:24.09 [12] (0:11.81)	0:12.28 [7] (0:12.28)
Average Speed [km/h]	47.5	59.8	58.6	58.6	61.3	59.5	60.2	60.1	61.0	58.7
Top Speed [km/h]	60.8	61.3	60.1	60.2	62.3	61.6	61.5	61.0	62.4	60.0
Avg. Dist. to Rail [m]	5.2	1.5	1.5	0.8	2.5	2.6	1.5	0.8	2.2	3.9
Avg. Stride Freq. [Hz]	2.1	2.2	2.2	2.1	2.2	2.1	2.2	2.2	2.2	2.2
Avg. Stride Length [m]	6.1	7.5	7.6	7.5	7.9	7.7	7.7	7.6	7.7	7.4



- [] Ranking at each section and finish
- .-.- No data available at this section
- NA No data available



Horse/Jockey Name	Super Chilled
Final Rank	6
Fastest Section Time (Section)	0:11.80 (400m)
Top Speed [km/h] (Section)	62.8 (400m)
Race State	Finished



Doomben QLD Professional

Race 9: ANZ BLOODSTOCK NEWS THE ROSES - 2000m

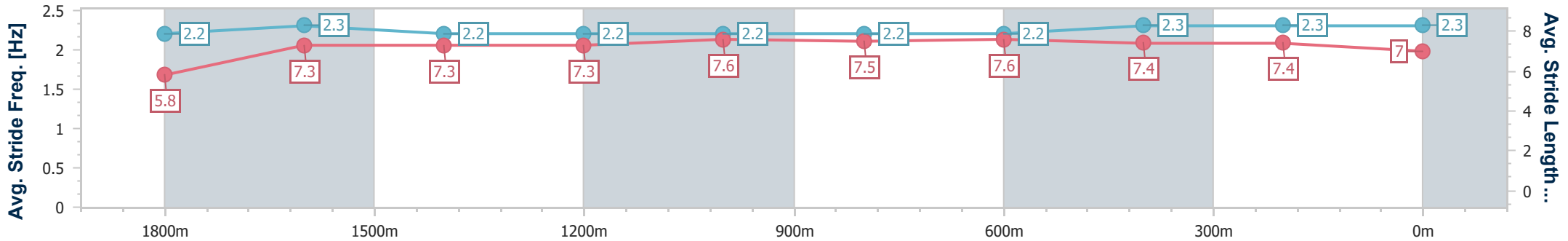
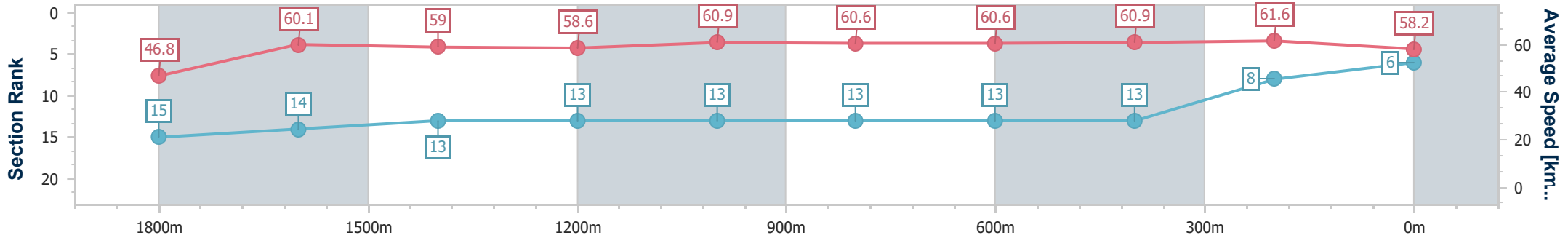
20 May 2023 - 16:35

Track Rating: Soft 5, Weather: Fine, Rail Position: +2m Entire Course



BRISBANE RACING CLUB

Section	Overall	1800m	1600m	1400m	1200m	1000m	800m	600m	400m	200m
Section Times	2:03.85 [6] (0:15.43)	1:48.42 [15] (0:11.91)	1:36.51 [14] (0:12.18)	1:24.33 [13] (0:12.31)	1:12.02 [13] (0:11.83)	1:00.19 [13] (0:11.96)	0:48.23 [13] (0:12.02)	0:36.21 [13] (0:12.04)	0:24.17 [13] (0:11.80)	0:12.37 [8] (0:12.37)
Average Speed [km/h]	46.8	60.1	59.0	58.6	60.9	60.6	60.6	60.9	61.6	58.2
Top Speed [km/h]	58.5	61.4	60.8	61.1	62.6	62.5	61.3	62.5	62.8	60.9
Avg. Dist. to Rail [m]	10.1	1.6	0.8	0.5	2.0	2.2	2.5	3.1	6.4	8.2
Avg. Stride Freq. [Hz]	2.2	2.3	2.2	2.2	2.2	2.2	2.2	2.3	2.3	2.3
Avg. Stride Length [m]	5.8	7.3	7.3	7.3	7.6	7.5	7.6	7.4	7.4	7.0



- [] Ranking at each section and finish
- .-.- No data available at this section
- NA No data available



Horse/Jockey Name	Madame Odette
Final Rank	7
Fastest Section Time (Section)	0:11.75 (1800m)
Top Speed [km/h] (Section)	64.7 (Overall)
Race State	Finished

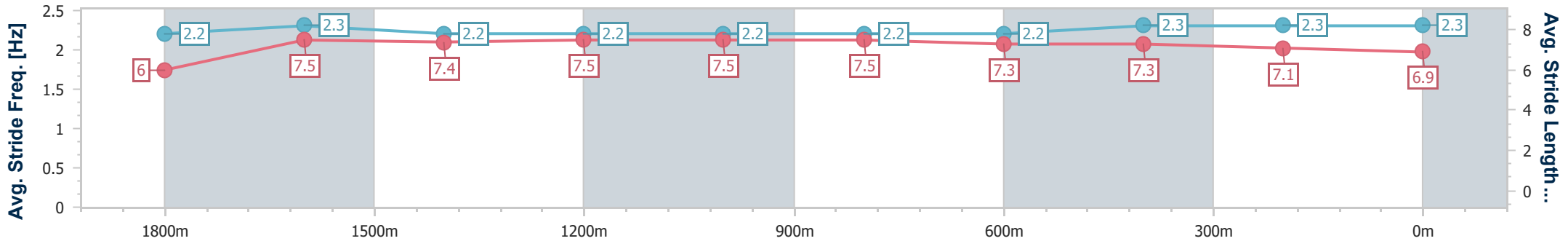
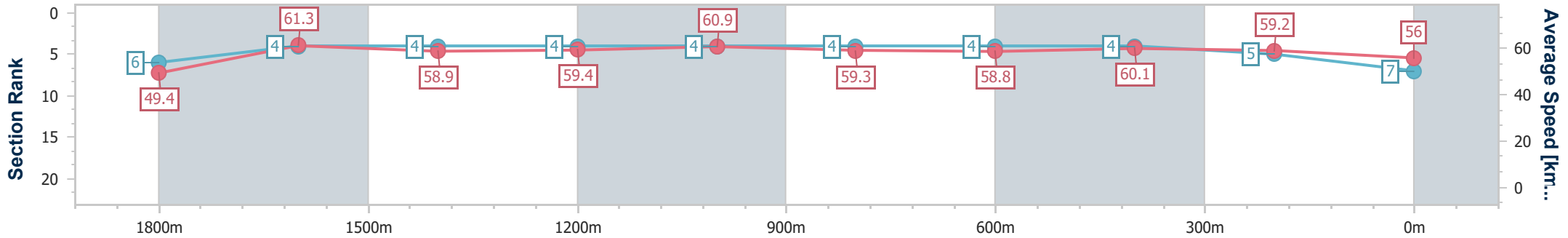


Doomben QLD Professional
Race 9: ANZ BLOODSTOCK NEWS THE ROSES - 2000m
 20 May 2023 - 16:35
 Track Rating: Soft 5, Weather: Fine, Rail Position: +2m Entire Course



BRISBANE
RACING CLUB

Section	Overall	1800m	1600m	1400m	1200m	1000m	800m	600m	400m	200m
Section Times	2:04.30 [7] (0:14.60)	1:49.70 [6] (0:11.75)	1:37.95 [4] (0:12.25)	1:25.70 [4] (0:12.20)	1:13.50 [4] (0:11.84)	1:01.66 [4] (0:12.18)	0:49.48 [4] (0:12.36)	0:37.12 [4] (0:12.10)	0:25.02 [4] (0:12.17)	0:12.85 [5] (0:12.85)
Average Speed [km/h]	49.4	61.3	58.9	59.4	60.9	59.3	58.8	60.1	59.2	56.0
Top Speed [km/h]	64.7	64.7	60.6	60.9	61.6	60.0	60.5	60.8	60.3	58.2
Avg. Dist. to Rail [m]	8.8	1.2	1.1	1.1	1.5	1.8	1.8	1.6	2.0	4.2
Avg. Stride Freq. [Hz]	2.2	2.3	2.2	2.2	2.2	2.2	2.2	2.3	2.3	2.3
Avg. Stride Length [m]	6.0	7.5	7.4	7.5	7.5	7.5	7.3	7.3	7.1	6.9



- [] Ranking at each section and finish
- .-.- No data available at this section
- NA No data available



Horse/Jockey Name	Noah 'N' A Deel
Final Rank	8
Fastest Section Time (Section)	0:11.77 (1200m)
Top Speed [km/h] (Section)	62.9 (1200m)
Race State	Finished

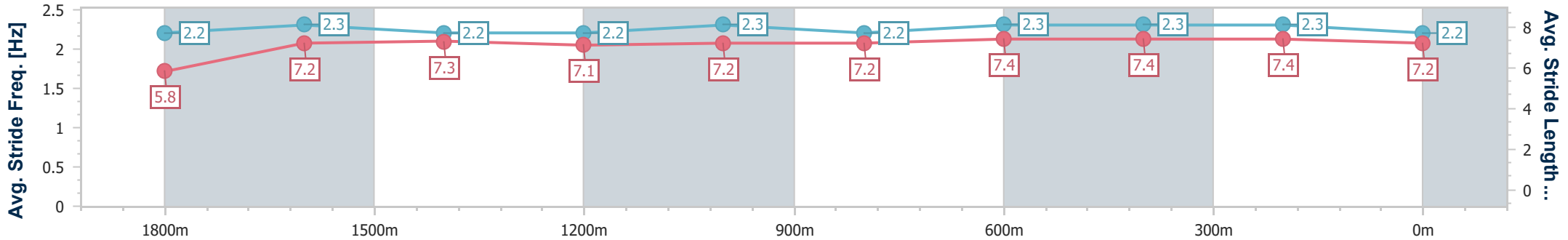
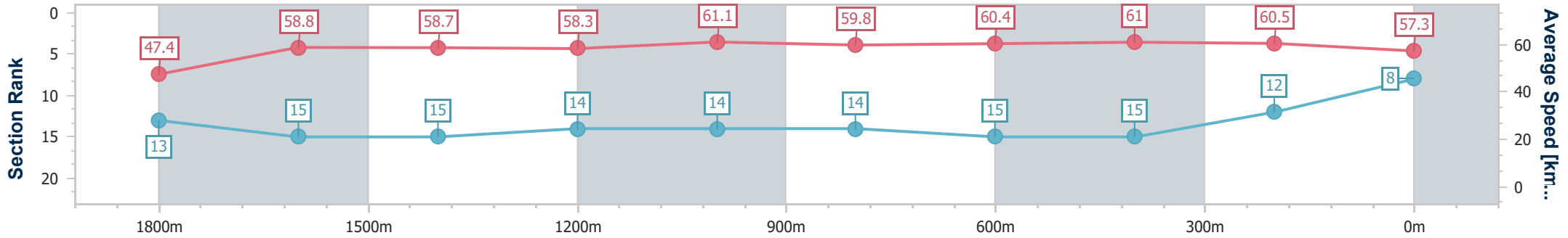


Doomben QLD Professional
Race 9: ANZ BLOODSTOCK NEWS THE ROSES - 2000m
 20 May 2023 - 16:35
 Track Rating: Soft 5, Weather: Fine, Rail Position: +2m Entire Course



BRISBANE
RACING CLUB

Section	Overall	1800m	1600m	1400m	1200m	1000m	800m	600m	400m	200m
Section Times	2:04.37 [8] (0:15.25)	1:49.12 [13] (0:12.13)	1:36.99 [15] (0:12.17)	1:24.82 [15] (0:12.40)	1:12.42 [14] (0:11.77)	1:00.65 [14] (0:12.09)	0:48.56 [14] (0:12.01)	0:36.55 [15] (0:11.96)	0:24.59 [15] (0:12.01)	0:12.58 [12] (0:12.58)
Average Speed [km/h]	47.4	58.8	58.7	58.3	61.1	59.8	60.4	61.0	60.5	57.3
Top Speed [km/h]	60.6	60.1	60.3	60.9	62.9	62.8	61.7	61.7	60.9	60.8
Avg. Dist. to Rail [m]	9.6	1.7	1.7	0.6	1.8	1.9	1.7	2.4	5.9	9.7
Avg. Stride Freq. [Hz]	2.2	2.3	2.2	2.2	2.3	2.2	2.3	2.3	2.3	2.2
Avg. Stride Length [m]	5.8	7.2	7.3	7.1	7.2	7.2	7.4	7.4	7.4	7.2



- [] Ranking at each section and finish
- .-.- No data available at this section
- NA No data available



Horse/Jockey Name	Reo
Final Rank	9
Fastest Section Time (Section)	0:11.83 (1200m)
Top Speed [km/h] (Section)	63.4 (Overall)
Race State	Finished

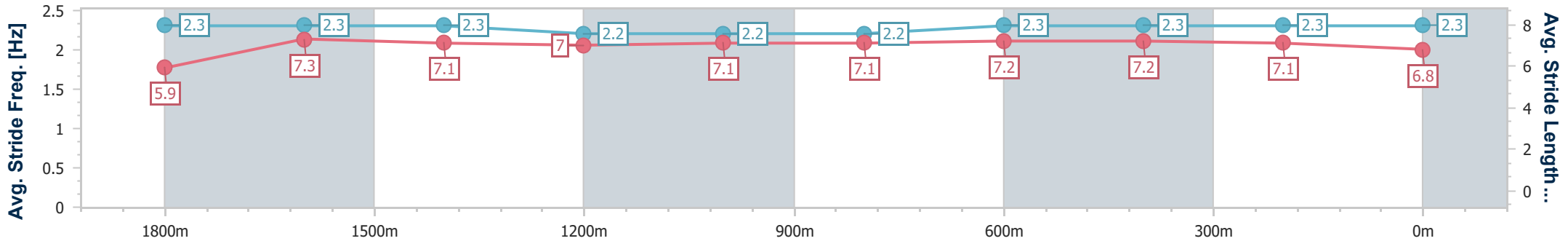
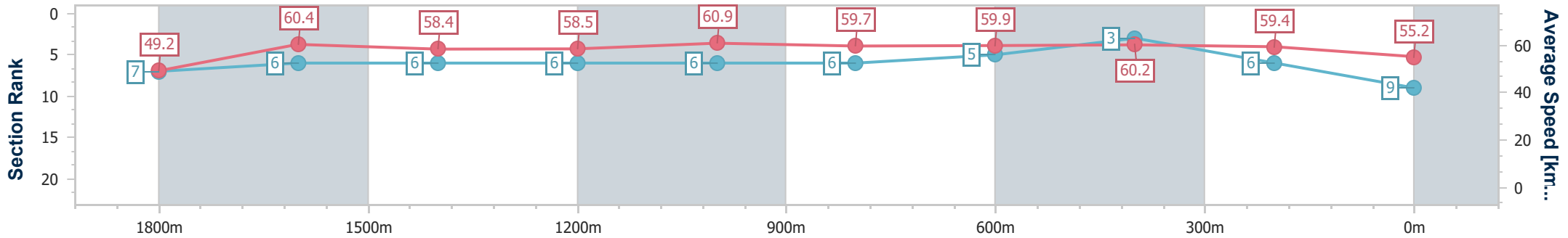


Doomben QLD Professional
Race 9: ANZ BLOODSTOCK NEWS THE ROSES - 2000m
 20 May 2023 - 16:35
 Track Rating: Soft 5, Weather: Fine, Rail Position: +2m Entire Course



BRISBANE
RACING CLUB

Section	Overall	1800m	1600m	1400m	1200m	1000m	800m	600m	400m	200m
Section Times	2:04.49 [9] (0:14.63)	1:49.86 [7] (0:11.85)	1:38.01 [6] (0:12.26)	1:25.75 [6] (0:12.37)	1:13.38 [6] (0:11.83)	1:01.55 [6] (0:12.11)	0:49.44 [6] (0:12.13)	0:37.31 [5] (0:12.09)	0:25.22 [3] (0:12.19)	0:13.03 [6] (0:13.03)
Average Speed [km/h]	49.2	60.4	58.4	58.5	60.9	59.7	59.9	60.2	59.4	55.2
Top Speed [km/h]	63.4	63.3	60.1	59.8	61.8	60.6	61.1	61.4	60.4	58.4
Avg. Dist. to Rail [m]	2.4	1.2	1.0	0.8	2.0	2.0	1.9	1.9	4.1	5.9
Avg. Stride Freq. [Hz]	2.3	2.3	2.3	2.2	2.2	2.2	2.3	2.3	2.3	2.3
Avg. Stride Length [m]	5.9	7.3	7.1	7.0	7.1	7.1	7.2	7.2	7.1	6.8



- [] Ranking at each section and finish
- .-.- No data available at this section
- NA No data available



Horse/Jockey Name	Fall For Cindy
Final Rank	10
Fastest Section Time (Section)	0:11.75 (1200m)
Top Speed [km/h] (Section)	63.8 (1000m)
Race State	Finished



Doomben QLD Professional

Race 9: ANZ BLOODSTOCK NEWS THE ROSES - 2000m

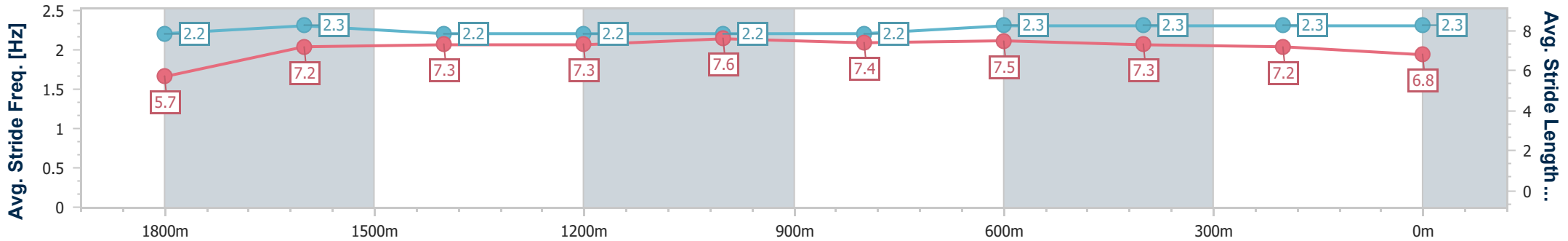
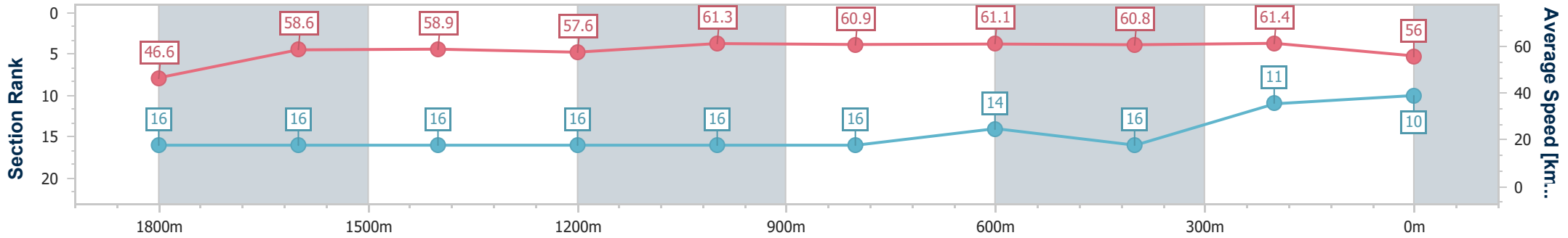
20 May 2023 - 16:35

Track Rating: Soft 5, Weather: Fine, Rail Position: +2m Entire Course



BRISBANE RACING CLUB

Section	Overall	1800m	1600m	1400m	1200m	1000m	800m	600m	400m	200m
Section Times	2:04.61 [10] (0:15.48)	1:49.13 [16] (0:12.17)	1:36.96 [16] (0:12.16)	1:24.80 [16] (0:12.45)	1:12.35 [16] (0:11.75)	1:00.60 [16] (0:11.89)	0:48.71 [16] (0:11.90)	0:36.81 [14] (0:12.09)	0:24.72 [16] (0:11.85)	0:12.87 [11] (0:12.87)
Average Speed [km/h]	46.6	58.6	58.9	57.6	61.3	60.9	61.1	60.8	61.4	56.0
Top Speed [km/h]	60.7	60.8	60.3	60.2	63.7	63.8	62.9	61.6	63.2	59.1
Avg. Dist. to Rail [m]	6.6	1.4	1.4	0.6	1.3	2.2	2.1	3.2	7.2	11.1
Avg. Stride Freq. [Hz]	2.2	2.3	2.2	2.2	2.2	2.2	2.3	2.3	2.3	2.3
Avg. Stride Length [m]	5.7	7.2	7.3	7.3	7.6	7.4	7.5	7.3	7.2	6.8



- [] Ranking at each section and finish
- .-.- No data available at this section
- NA No data available



Horse/Jockey Name	Arts Object
Final Rank	11
Fastest Section Time (Section)	0:11.57 (1800m)
Top Speed [km/h] (Section)	64.1 (1800m)
Race State	Finished

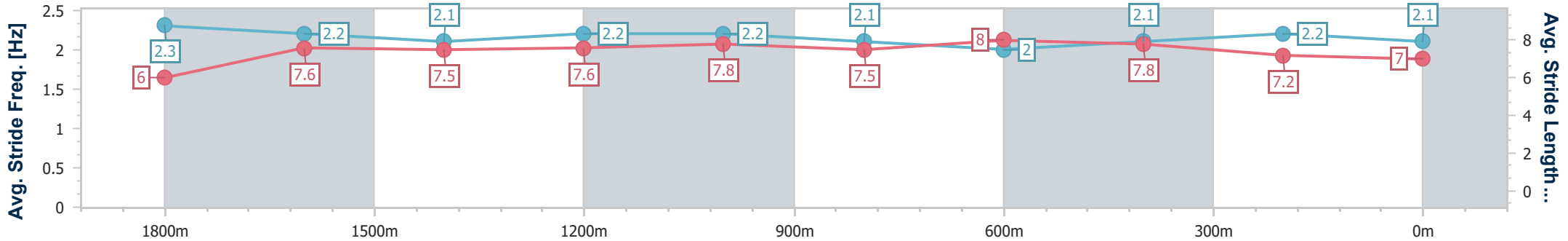
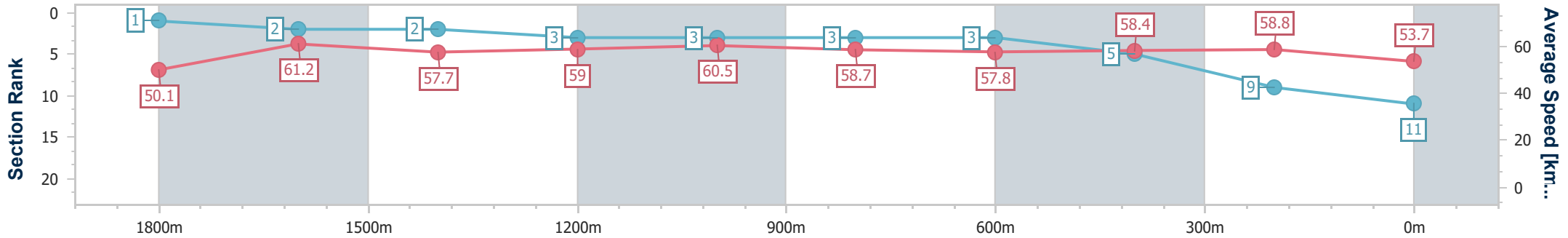


Doomben QLD Professional
Race 9: ANZ BLOODSTOCK NEWS THE ROSES - 2000m
 20 May 2023 - 16:35
 Track Rating: Soft 5, Weather: Fine, Rail Position: +2m Entire Course



BRISBANE
RACING CLUB

Section	Overall	1800m	1600m	1400m	1200m	1000m	800m	600m	400m	200m
Section Times	2:04.87 [11] (0:14.39)	1:50.48 [1] (0:11.57)	1:38.91 [2] (0:12.31)	1:26.60 [2] (0:12.10)	1:14.50 [3] (0:11.90)	1:02.60 [3] (0:12.28)	0:50.32 [3] (0:12.47)	0:37.85 [3] (0:12.27)	0:25.58 [5] (0:12.19)	0:13.39 [9] (0:13.39)
Average Speed [km/h]	50.1	61.2	57.7	59.0	60.5	58.7	57.8	58.4	58.8	53.7
Top Speed [km/h]	64.1	64.1	59.4	60.9	61.4	60.2	59.3	59.4	59.9	57.2
Avg. Dist. to Rail [m]	1.9	2.7	3.2	1.4	1.1	0.7	0.2	0.8	1.7	0.3
Avg. Stride Freq. [Hz]	2.3	2.2	2.1	2.2	2.2	2.1	2.0	2.1	2.2	2.1
Avg. Stride Length [m]	6.0	7.6	7.5	7.6	7.8	7.5	8.0	7.8	7.2	7.0



- [] Ranking at each section and finish
- .-.- No data available at this section
- NA No data available



Horse/Jockey Name	Premise
Final Rank	12
Fastest Section Time (Section)	0:11.85 (1800m)
Top Speed [km/h] (Section)	63.0 (Overall)
Race State	Finished

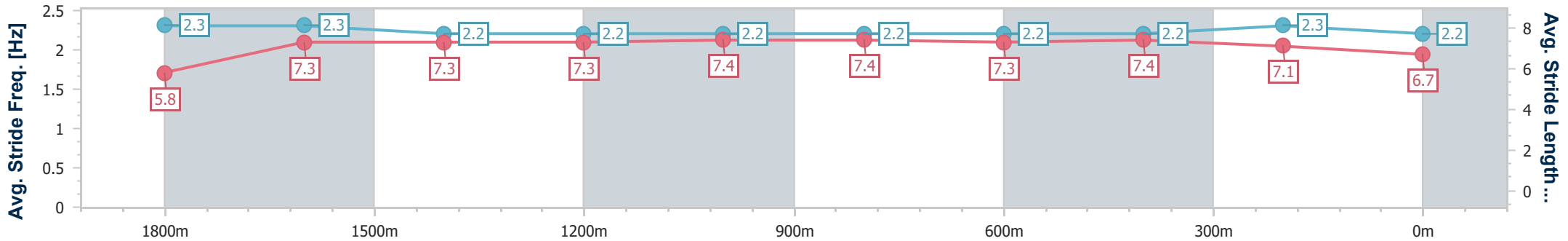
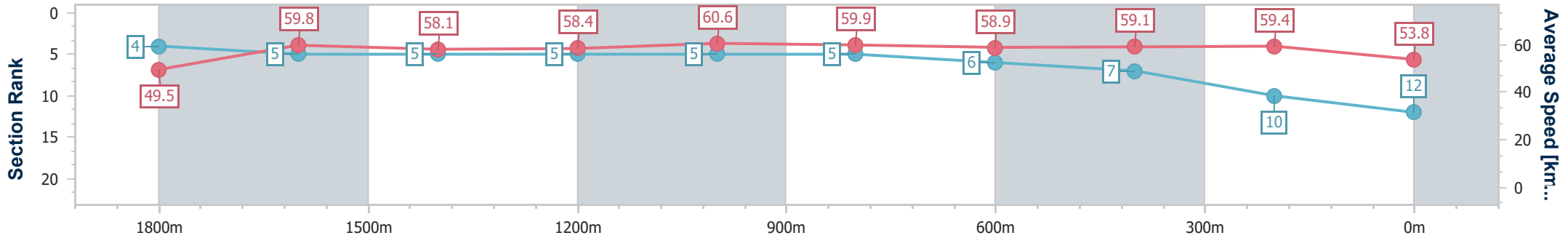


Doomben QLD Professional
Race 9: ANZ BLOODSTOCK NEWS THE ROSES - 2000m
 20 May 2023 - 16:35
 Track Rating: Soft 5, Weather: Fine, Rail Position: +2m Entire Course



BRISBANE
RACING CLUB

Section	Overall	1800m	1600m	1400m	1200m	1000m	800m	600m	400m	200m
Section Times	2:04.92 [12] (0:14.57)	1:50.35 [4] (0:11.85)	1:38.50 [5] (0:12.27)	1:26.23 [5] (0:12.30)	1:13.93 [5] (0:11.89)	1:02.04 [5] (0:12.06)	0:49.98 [5] (0:12.28)	0:37.70 [6] (0:12.19)	0:25.51 [7] (0:12.13)	0:13.38 [10] (0:13.38)
Average Speed [km/h]	49.5	59.8	58.1	58.4	60.6	59.9	58.9	59.1	59.4	53.8
Top Speed [km/h]	63.0	61.6	59.0	60.0	61.3	61.3	60.9	60.6	60.8	58.2
Avg. Dist. to Rail [m]	2.0	2.1	2.5	0.8	1.8	1.1	0.7	0.4	0.9	1.9
Avg. Stride Freq. [Hz]	2.3	2.3	2.2	2.2	2.2	2.2	2.2	2.2	2.3	2.2
Avg. Stride Length [m]	5.8	7.3	7.3	7.3	7.4	7.4	7.3	7.4	7.1	6.7



- [] Ranking at each section and finish
- .-.- No data available at this section
- NA No data available



Horse/Jockey Name	Starliner
Final Rank	13
Fastest Section Time (Section)	0:11.80 (1200m)
Top Speed [km/h] (Section)	63.3 (Overall)
Race State	Finished

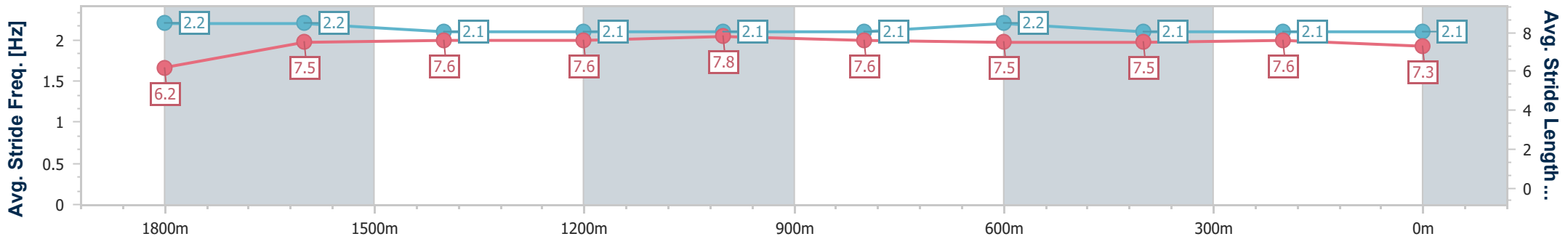
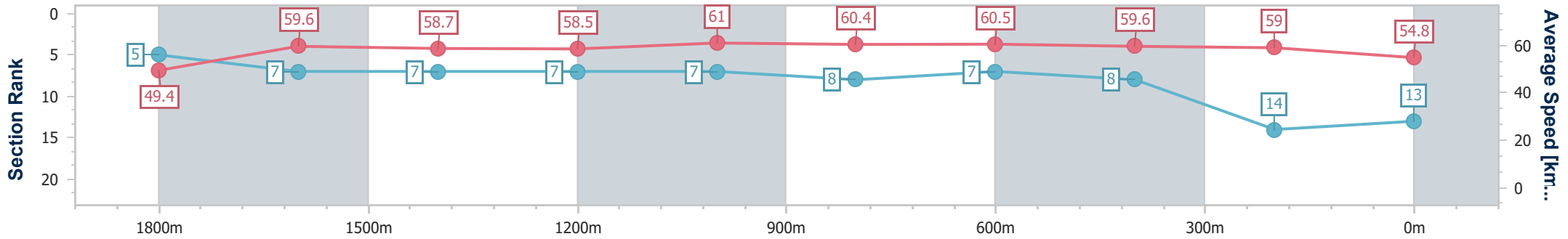


Doomben QLD Professional
Race 9: ANZ BLOODSTOCK NEWS THE ROSES - 2000m
 20 May 2023 - 16:35
 Track Rating: Soft 5, Weather: Fine, Rail Position: +2m Entire Course



BRISBANE
RACING CLUB

Section	Overall	1800m	1600m	1400m	1200m	1000m	800m	600m	400m	200m
Section Times	2:05.00 [13] (0:14.60)	1:50.40 [5] (0:12.09)	1:38.31 [7] (0:12.29)	1:26.02 [7] (0:12.38)	1:13.64 [7] (0:11.80)	1:01.84 [7] (0:12.04)	0:49.80 [8] (0:12.06)	0:37.74 [7] (0:12.29)	0:25.45 [8] (0:12.31)	0:13.14 [14] (0:13.14)
Average Speed [km/h]	49.4	59.6	58.7	58.5	61.0	60.4	60.5	59.6	59.0	54.8
Top Speed [km/h]	63.3	62.6	59.9	59.9	62.1	61.0	61.0	61.0	60.8	57.7
Avg. Dist. to Rail [m]	4.9	0.8	0.7	1.1	2.7	2.9	2.8	3.3	5.2	7.9
Avg. Stride Freq. [Hz]	2.2	2.2	2.1	2.1	2.1	2.1	2.2	2.1	2.1	2.1
Avg. Stride Length [m]	6.2	7.5	7.6	7.6	7.8	7.6	7.5	7.5	7.6	7.3



- [] Ranking at each section and finish
- .-.- No data available at this section
- NA No data available



Horse/Jockey Name	Tyresa
Final Rank	14
Fastest Section Time (Section)	0:11.80 (1200m)
Top Speed [km/h] (Section)	66.5 (Overall)
Race State	Finished

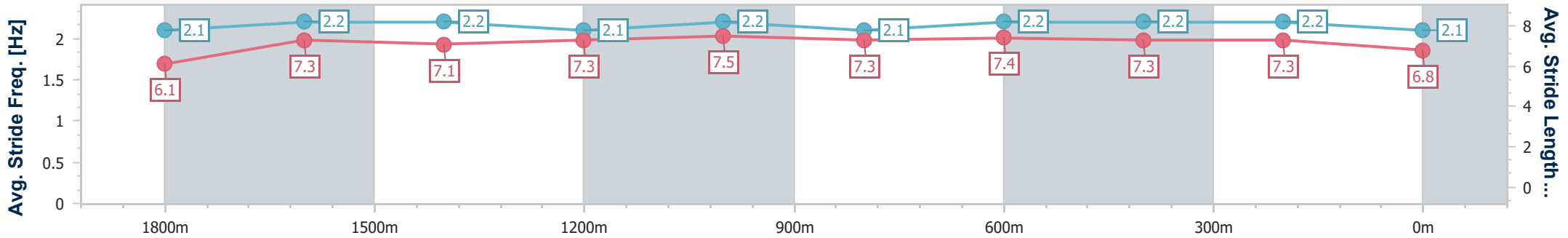
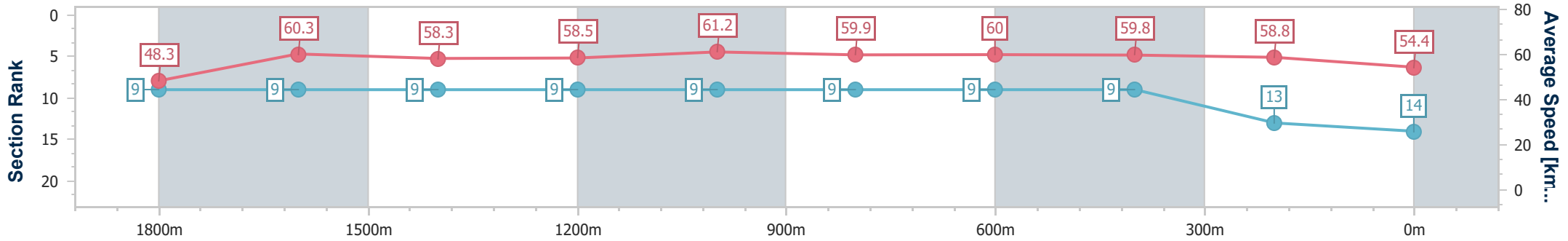


Doomben QLD Professional
Race 9: ANZ BLOODSTOCK NEWS THE ROSES - 2000m
 20 May 2023 - 16:35
 Track Rating: Soft 5, Weather: Fine, Rail Position: +2m Entire Course



BRISBANE
 RACING CLUB

Section	Overall	1800m	1600m	1400m	1200m	1000m	800m	600m	400m	200m
Section Times	2:05.11 [14] (0:14.78)	1:50.33 [9] (0:11.96)	1:38.37 [9] (0:12.36)	1:26.01 [9] (0:12.34)	1:13.67 [9] (0:11.80)	1:01.87 [9] (0:12.06)	0:49.81 [9] (0:12.11)	0:37.70 [9] (0:12.14)	0:25.56 [9] (0:12.31)	0:13.25 [13] (0:13.25)
Average Speed [km/h]	48.3	60.3	58.3	58.5	61.2	59.9	60.0	59.8	58.8	54.4
Top Speed [km/h]	66.5	66.4	60.1	60.4	62.0	60.5	60.8	60.8	59.6	57.2
Avg. Dist. to Rail [m]	1.2	0.9	0.4	0.6	1.8	1.8	1.7	1.7	3.6	5.1
Avg. Stride Freq. [Hz]	2.1	2.2	2.2	2.1	2.2	2.1	2.2	2.2	2.2	2.1
Avg. Stride Length [m]	6.1	7.3	7.1	7.3	7.5	7.3	7.4	7.3	7.3	6.8



- [] Ranking at each section and finish
- .-.- No data available at this section
- NA No data available



Horse/Jockey Name	Irish Sally
Final Rank	15
Fastest Section Time (Section)	0:11.88 (1200m)
Top Speed [km/h] (Section)	62.7 (Overall)
Race State	Finished

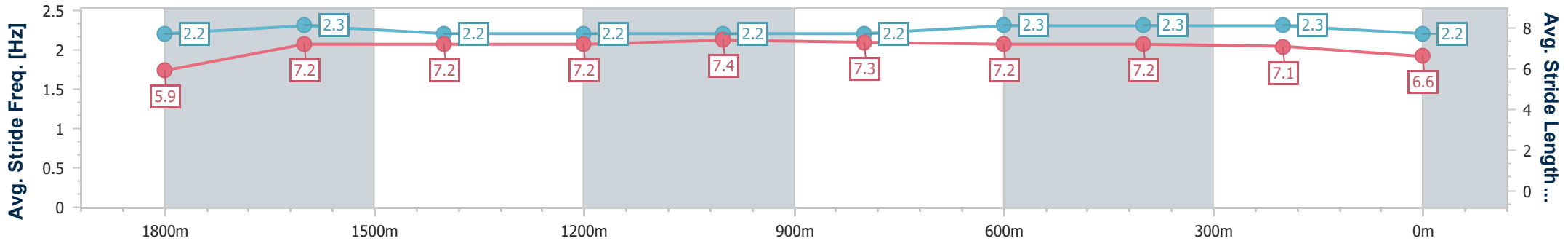
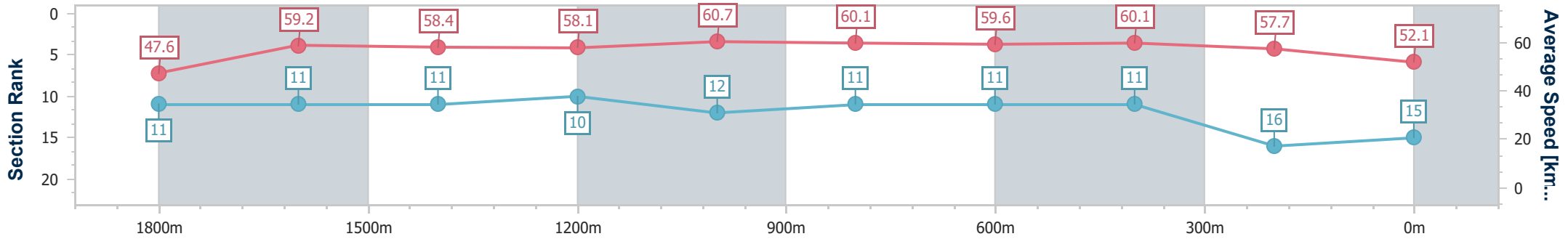


Doomben QLD Professional
 Race 9: ANZ BLOODSTOCK NEWS THE ROSES - 2000m
 20 May 2023 - 16:35
 Track Rating: Soft 5, Weather: Fine, Rail Position: +2m Entire Course



BRISBANE RACING CLUB

Section	Overall	1800m	1600m	1400m	1200m	1000m	800m	600m	400m	200m
Section Times	2:05.84 [15] (0:15.15)	1:50.69 [11] (0:11.95)	1:38.74 [11] (0:12.15)	1:26.59 [11] (0:12.31)	1:14.28 [10] (0:11.88)	1:02.40 [12] (0:12.01)	0:50.39 [11] (0:12.13)	0:38.26 [11] (0:12.00)	0:26.26 [11] (0:12.42)	0:13.84 [16] (0:13.84)
Average Speed [km/h]	47.6	59.2	58.4	58.1	60.7	60.1	59.6	60.1	57.7	52.1
Top Speed [km/h]	62.7	61.7	60.2	59.5	61.5	60.2	61.6	61.6	58.9	56.2
Avg. Dist. to Rail [m]	5.8	2.9	3.0	1.2	0.9	0.9	1.1	0.9	2.1	1.9
Avg. Stride Freq. [Hz]	2.2	2.3	2.2	2.2	2.2	2.2	2.3	2.3	2.3	2.2
Avg. Stride Length [m]	5.9	7.2	7.2	7.2	7.4	7.3	7.2	7.2	7.1	6.6



- [] Ranking at each section and finish
- .-.- No data available at this section
- NA No data available



Horse/Jockey Name	Venetian Blue
Final Rank	16
Fastest Section Time (Section)	0:11.39 (1800m)
Top Speed [km/h] (Section)	64.0 (1800m)
Race State	Finished

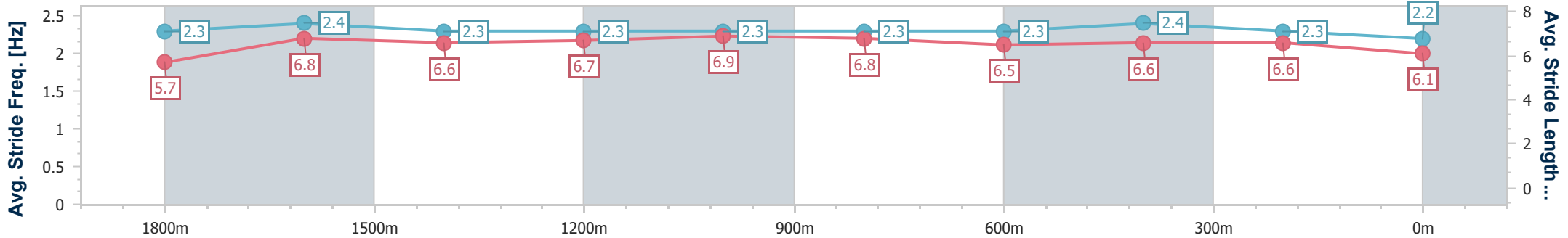
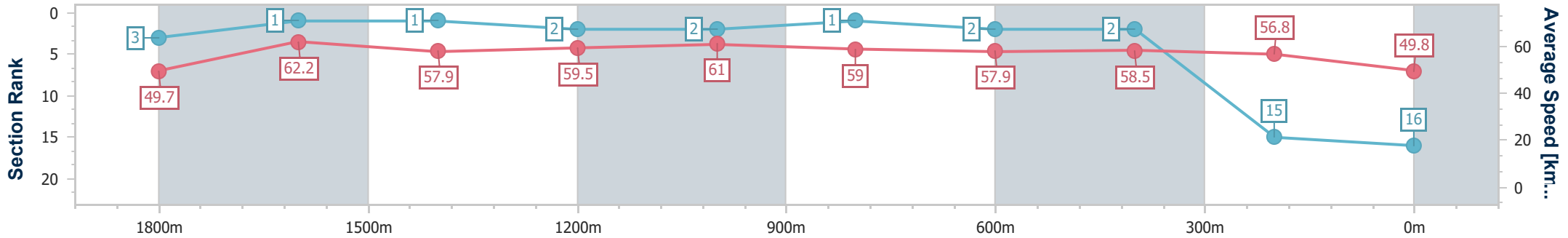


Doomben QLD Professional
Race 9: ANZ BLOODSTOCK NEWS THE ROSES - 2000m
 20 May 2023 - 16:35
 Track Rating: Soft 5, Weather: Fine, Rail Position: +2m Entire Course



BRISBANE
RACING CLUB

Section	Overall	1800m	1600m	1400m	1200m	1000m	800m	600m	400m	200m
Section Times	2:06.37 [16] (0:14.52)	1:51.85 [3] (0:11.39)	1:40.46 [1] (0:12.22)	1:28.24 [1] (0:12.15)	1:16.09 [2] (0:11.77)	1:04.32 [2] (0:12.24)	0:52.08 [1] (0:12.56)	0:39.52 [2] (0:12.40)	0:27.12 [2] (0:12.64)	0:14.48 [15] (0:14.48)
Average Speed [km/h]	49.7	62.2	57.9	59.5	61.0	59.0	57.9	58.5	56.8	49.8
Top Speed [km/h]	63.9	64.0	60.4	62.2	62.6	60.2	59.0	59.5	58.2	54.4
Avg. Dist. to Rail [m]	7.3	2.5	3.6	1.2	2.4	0.9	1.7	1.5	0.8	1.2
Avg. Stride Freq. [Hz]	2.3	2.4	2.3	2.3	2.3	2.3	2.3	2.4	2.3	2.2
Avg. Stride Length [m]	5.7	6.8	6.6	6.7	6.9	6.8	6.5	6.6	6.6	6.1



- [] Ranking at each section and finish
- .-.- No data available at this section
- NA No data available