



Sunshine Coast QLD Professional

Race 3: COAST 2 COAST EARTHMOVING Class 5 Handicap - 1000m

21 May 2023 - 12:17



Track Rating: Soft 6, Weather: Fine, Rail Position: +6m

Section		Overall									Last 600m		
Field Times		0:58.67 (0:13.06)									0:34.69		
		800m			600m			400m			200m		
		0:45.61 (0:10.92)			0:34.69 (0:11.45)			0:23.24 (0:11.35)			0:11.89 (0:11.89)		
Rank	TAB	Horse/Jockey	Barrier	Top Speed [km/h]	Fastest Section	Overall	800m	600m	400m	200m	Margin	Last 600m	Distance Travelled [m]
1	10	RELIABLE RUBY Damien Thornton	4	67.4 800m	0:10.91 800m	0:58.67 [1] (0:13.63)	0:45.04 [6] (0:10.91)	0:34.13 [5] (0:11.27)	0:22.86 [5] (0:10.99)	0:11.87 [2] (0:11.87)	0:58.67	0:34.13	
2	8	CARRIBEAN KING Jake Bayliss	3	67.9 Overall	0:10.97 800m	0:58.82 [2] (0:13.43)	0:45.39 [3] (0:10.97)	0:34.42 [4] (0:11.26)	0:23.16 [4] (0:11.14)	0:12.02 [3] (0:12.02)	0.8L	0:34.42	-2
3	7	UNCLE RUSS Samantha Collett	6	67.5 Overall	0:10.96 800m	0:58.87 [3] (0:13.73)	0:45.14 [8] (0:10.96)	0:34.18 [7] (0:11.26)	0:22.92 [7] (0:11.15)	0:11.77 [6] (0:11.77)	1L	0:34.18	-2
4	9	ZINGALONG Matthew Powell	1	67.6 800m	0:10.92 800m	0:59.12 [4] (0:13.06)	0:46.06 [1] (0:10.92)	0:35.14 [1] (0:11.45)	0:23.69 [1] (0:11.35)	0:12.34 [1] (0:12.34)	2.3L	0:35.14	-2
5	6	HEAD ON UP Brodie Loy	11	67.9 800m	0:11.03 400m	0:59.18 [5] (0:13.80)	0:45.38 [9] (0:11.06)	0:34.32 [8] (0:11.21)	0:23.11 [8] (0:11.03)	0:12.08 [5] (0:12.08)	2.5L	0:34.32	+1
6	5	MISHANI FRAUDSTER Ben Thompson	8	68.6 800m	0:10.86 800m	0:59.39 [6] (0:13.29)	0:46.10 [2] (0:10.86)	0:35.24 [2] (0:11.29)	0:23.95 [2] (0:11.55)	0:12.40 [4] (0:12.40)	3.8L	0:35.24	-1
7	1	GLORIOUS RUBY Bailey Wheeler	5	67.8 400m	0:10.90 400m	0:59.52 [7] (0:13.65)	0:45.87 [7] (0:11.30)	0:34.57 [9] (0:11.33)	0:23.24 [9] (0:10.90)	0:12.34 [8] (0:12.34)	4.3L	0:34.57	+1
8	4	MOONAN ME Marnu Potgieter	10	67.3 400m	0:10.99 400m	0:59.68 [8] (0:14.16)	0:45.52 [10] (0:11.28)	0:34.24 [10] (0:11.27)	0:22.97 [10] (0:10.99)	0:11.98 [10] (0:11.98)	5.1L	0:34.24	-4
9	2	PROPELLE Jag Guthmann-Chester	2	67.2 800m	0:11.12 800m	0:59.73 [9] (0:13.50)	0:46.23 [5] (0:11.12)	0:35.11 [6] (0:11.23)	0:23.88 [6] (0:11.32)	0:12.56 [7] (0:12.56)	5.3L	0:35.11	-2
10	11	FUNNY MONEY Tiffani Brooker	7	68.1 800m	0:10.85 800m	1:00.42 [10] (0:13.46)	0:46.96 [4] (0:10.85)	0:36.11 [3] (0:11.34)	0:24.77 [3] (0:11.71)	0:13.06 [9] (0:13.06)	9.3L	0:36.11	+1

Scratched: Menazzi (#3)

Report Created: Sun 21 May 2023 12:34 GMT+10 (Note: Timing is based on position data)

Page 1/11

[] Ranking at each section and finish
 -:-:- No data available at this section
 NA No data available

SCN Saddle cloth number
 DNF Did not finish
 DNT Did not track

data processed by TRIPLESDATA



Horse/Jockey Name	Reliable Ruby
Final Rank	1
Fastest Section Time (Section)	0:10.91 (800m)
Top Speed [km/h] (Section)	67.4 (800m)
Race State	Finished



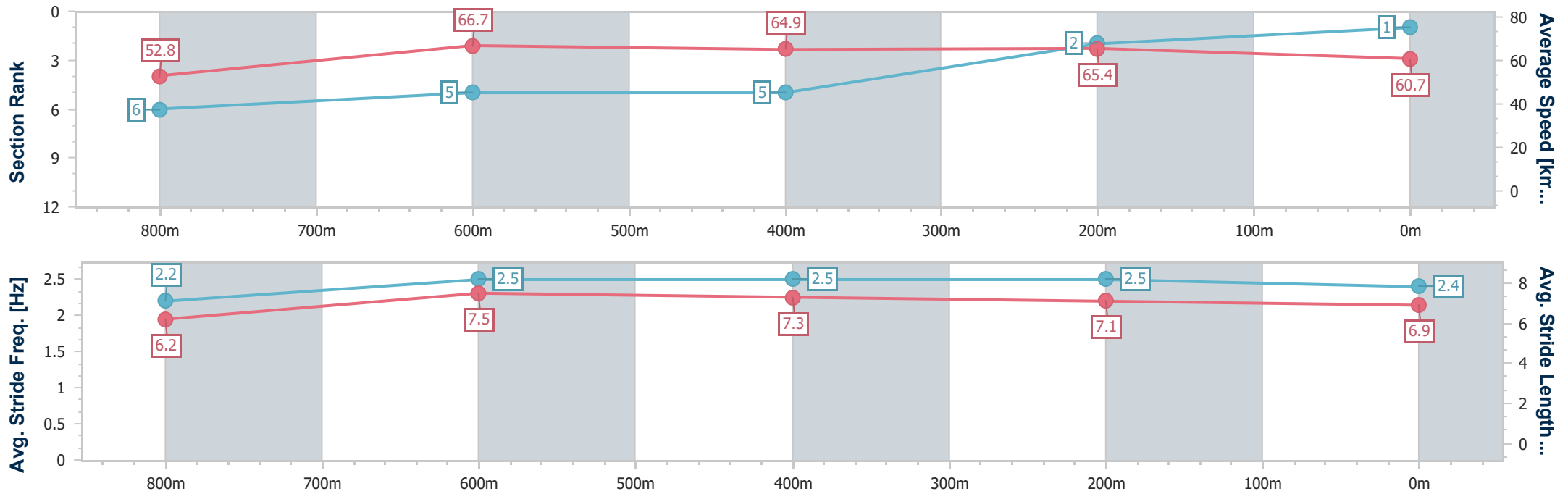
Sunshine Coast QLD Professional
Race 3: COAST 2 COAST EARTHMOVING Class 5 Handicap - 1000m



21 May 2023 - 12:17

Track Rating: Soft 6, Weather: Fine, Rail Position: +6m

Section	Overall	800m	600m	400m	200m
Section Times	0:58.67 [1] (0:13.63)	0:45.04 [6] (0:10.91)	0:34.13 [5] (0:11.27)	0:22.86 [5] (0:10.99)	0:11.87 [2] (0:11.87)
Average Speed [km/h]	52.8	66.7	64.9	65.4	60.7
Top Speed [km/h]	66.3	67.4	66.6	66.9	64.2
Avg. Dist. to Rail [m]	4.8	2.9	2.6	5.1	4.7
Avg. Stride Freq. [Hz]	2.2	2.5	2.5	2.5	2.4
Avg. Stride Length [m]	6.2	7.5	7.3	7.1	6.9



- [] Ranking at each section and finish
- .-.- No data available at this section
- NA No data available



Horse/Jockey Name	Carribbean King
Final Rank	2
Fastest Section Time (Section)	0:10.97 (800m)
Top Speed [km/h] (Section)	67.9 (Overall)
Race State	Finished



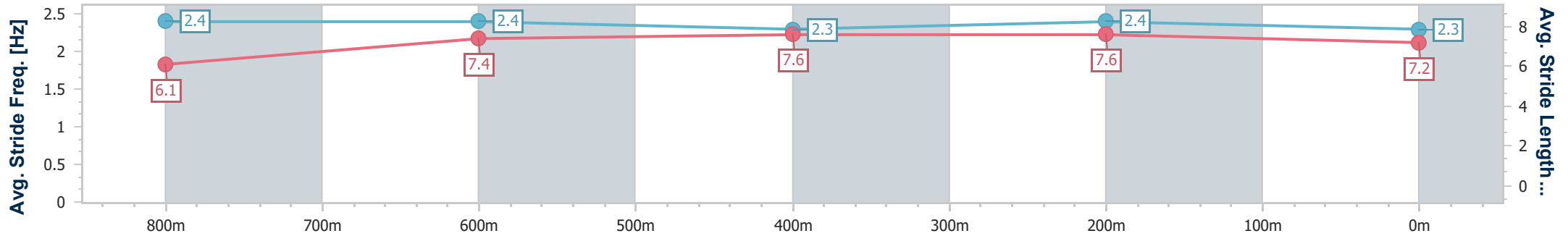
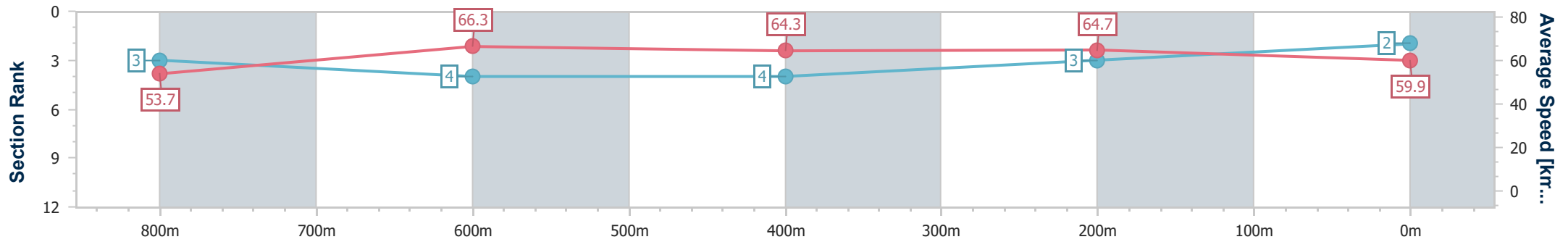
Sunshine Coast QLD Professional
Race 3: COAST 2 COAST EARTHMOVING Class 5 Handicap - 1000m



21 May 2023 - 12:17

Track Rating: Soft 6, Weather: Fine, Rail Position: +6m

Section	Overall	800m	600m	400m	200m
Section Times	0:58.82 [2] (0:13.43)	0:45.39 [3] (0:10.97)	0:34.42 [4] (0:11.26)	0:23.16 [4] (0:11.14)	0:12.02 [3] (0:12.02)
Average Speed [km/h]	53.7	66.3	64.3	64.7	59.9
Top Speed [km/h]	67.9	67.2	65.7	65.8	63.0
Avg. Dist. to Rail [m]	4.0	3.0	1.0	2.3	2.3
Avg. Stride Freq. [Hz]	2.4	2.4	2.3	2.4	2.3
Avg. Stride Length [m]	6.1	7.4	7.6	7.6	7.2



- [] Ranking at each section and finish
- .-.- No data available at this section
- NA No data available



Horse/Jockey Name	Uncle Russ
Final Rank	3
Fastest Section Time (Section)	0:10.96 (800m)
Top Speed [km/h] (Section)	67.5 (Overall)
Race State	Finished



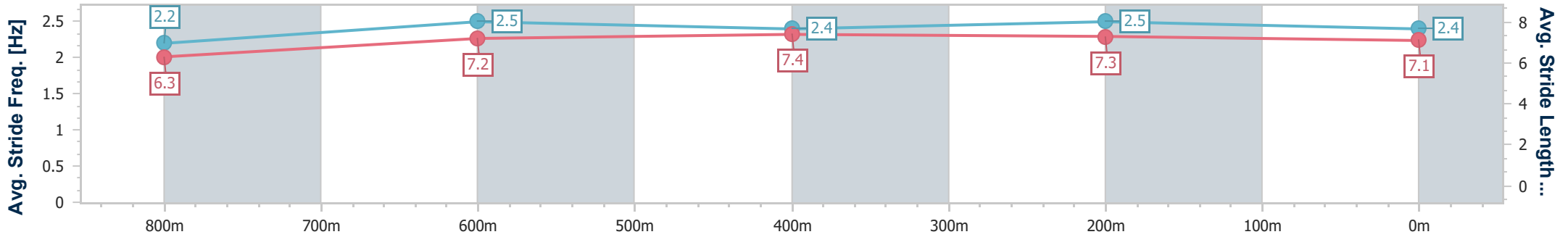
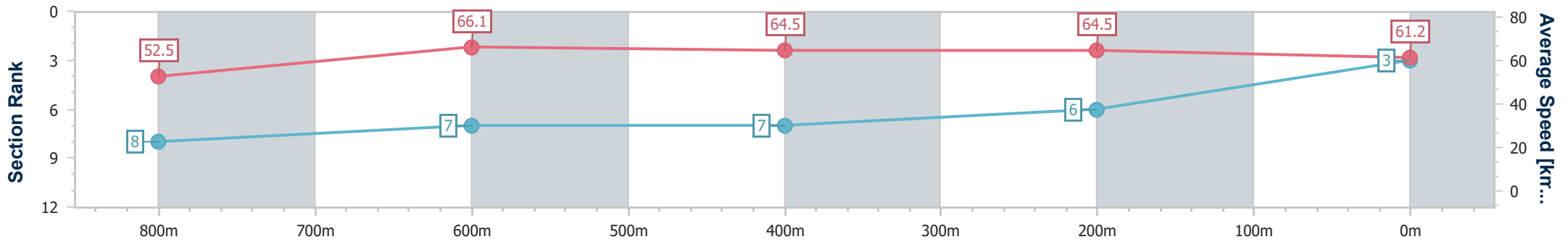
Sunshine Coast QLD Professional
Race 3: COAST 2 COAST EARTHMOVING Class 5 Handicap - 1000m



21 May 2023 - 12:17

Track Rating: Soft 6, Weather: Fine, Rail Position: +6m

Section	Overall	800m	600m	400m	200m
Section Times	0:58.87 [3] (0:13.73)	0:45.14 [8] (0:10.96)	0:34.18 [7] (0:11.26)	0:22.92 [7] (0:11.15)	0:11.77 [6] (0:11.77)
Average Speed [km/h]	52.5	66.1	64.5	64.5	61.2
Top Speed [km/h]	67.5	67.4	66.1	66.8	64.0
Avg. Dist. to Rail [m]	4.3	1.8	1.5	2.8	4.2
Avg. Stride Freq. [Hz]	2.2	2.5	2.4	2.5	2.4
Avg. Stride Length [m]	6.3	7.2	7.4	7.3	7.1



- [] Ranking at each section and finish
- .-.- No data available at this section
- NA No data available



Horse/Jockey Name	Zingalong
Final Rank	4
Fastest Section Time (Section)	0:10.92 (800m)
Top Speed [km/h] (Section)	67.6 (800m)
Race State	Finished



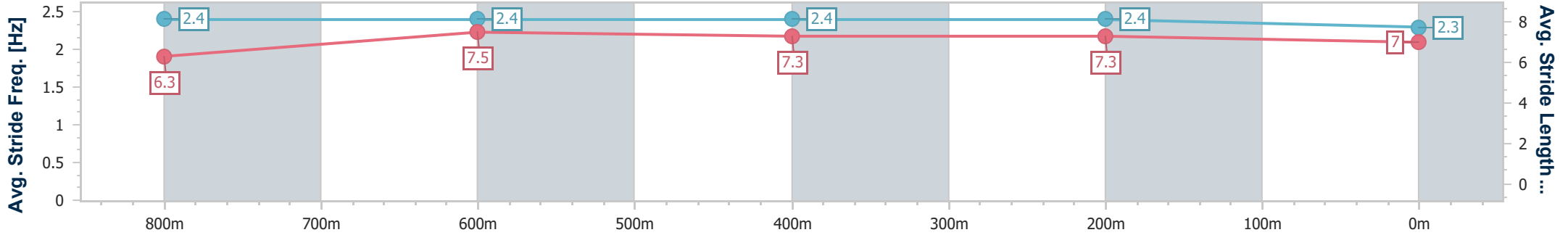
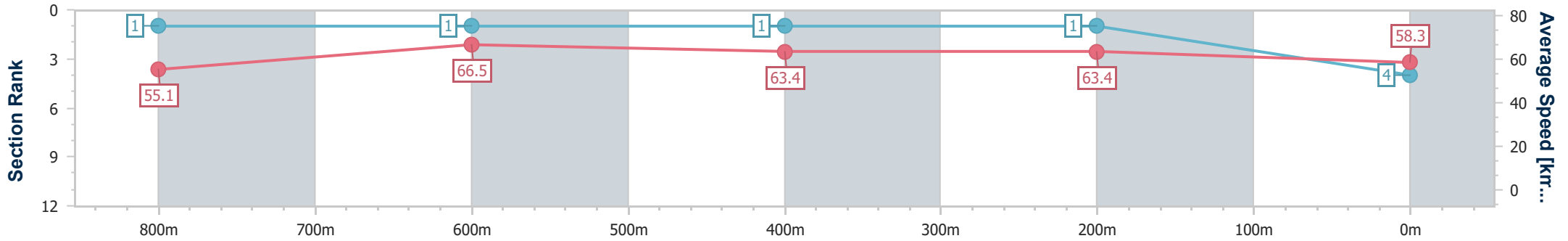
Sunshine Coast QLD Professional
Race 3: COAST 2 COAST EARTHMOVING Class 5 Handicap - 1000m



21 May 2023 - 12:17

Track Rating: Soft 6, Weather: Fine, Rail Position: +6m

Section	Overall	800m	600m	400m	200m
Section Times	0:59.12 [4] (0:13.06)	0:46.06 [1] (0:10.92)	0:35.14 [1] (0:11.45)	0:23.69 [1] (0:11.35)	0:12.34 [1] (0:12.34)
Average Speed [km/h]	55.1	66.5	63.4	63.4	58.3
Top Speed [km/h]	67.2	67.6	65.2	64.6	62.0
Avg. Dist. to Rail [m]	2.7	1.9	1.4	0.9	1.2
Avg. Stride Freq. [Hz]	2.4	2.4	2.4	2.4	2.3
Avg. Stride Length [m]	6.3	7.5	7.3	7.3	7.0



- [] Ranking at each section and finish
- .-.- No data available at this section
- NA No data available



Horse/Jockey Name	Head On Up
Final Rank	5
Fastest Section Time (Section)	0:11.03 (400m)
Top Speed [km/h] (Section)	67.9 (800m)
Race State	Finished



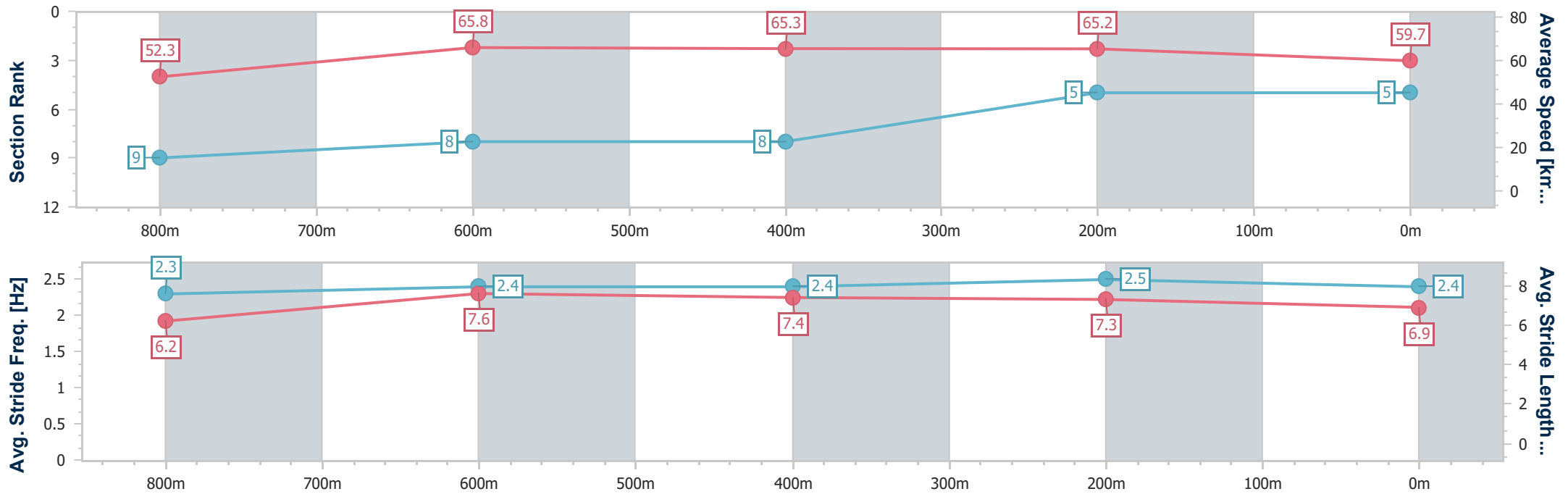
Sunshine Coast QLD Professional
Race 3: COAST 2 COAST EARTHMOVING Class 5 Handicap - 1000m



21 May 2023 - 12:17

Track Rating: Soft 6, Weather: Fine, Rail Position: +6m

Section	Overall	800m	600m	400m	200m
Section Times	0:59.18 [5] (0:13.80)	0:45.38 [9] (0:11.06)	0:34.32 [8] (0:11.21)	0:23.11 [8] (0:11.03)	0:12.08 [5] (0:12.08)
Average Speed [km/h]	52.3	65.8	65.3	65.2	59.7
Top Speed [km/h]	65.6	67.9	67.0	65.7	64.0
Avg. Dist. to Rail [m]	9.7	3.1	2.8	5.1	5.1
Avg. Stride Freq. [Hz]	2.3	2.4	2.4	2.5	2.4
Avg. Stride Length [m]	6.2	7.6	7.4	7.3	6.9



- [] Ranking at each section and finish
- .-.- No data available at this section
- NA No data available



Horse/Jockey Name	Mishani Fraudster
Final Rank	6
Fastest Section Time (Section)	0:10.86 (800m)
Top Speed [km/h] (Section)	68.6 (800m)
Race State	Finished



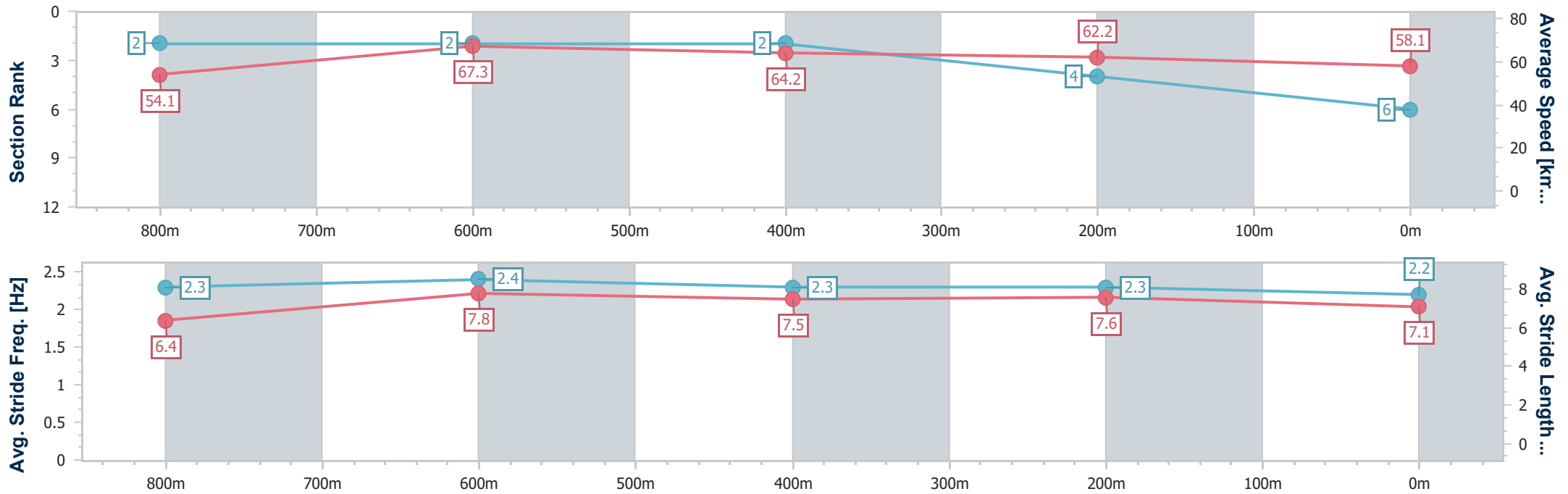
Sunshine Coast QLD Professional
Race 3: COAST 2 COAST EARTHMOVING Class 5 Handicap - 1000m



21 May 2023 - 12:17

Track Rating: Soft 6, Weather: Fine, Rail Position: +6m

Section	Overall	800m	600m	400m	200m
Section Times	0:59.39 [6] (0:13.29)	0:46.10 [2] (0:10.86)	0:35.24 [2] (0:11.29)	0:23.95 [2] (0:11.55)	0:12.40 [4] (0:12.40)
Average Speed [km/h]	54.1	67.3	64.2	62.2	58.1
Top Speed [km/h]	68.4	68.6	65.5	63.8	60.4
Avg. Dist. to Rail [m]	8.1	4.0	1.1	1.2	2.5
Avg. Stride Freq. [Hz]	2.3	2.4	2.3	2.3	2.2
Avg. Stride Length [m]	6.4	7.8	7.5	7.6	7.1



- [] Ranking at each section and finish
- .-.- No data available at this section
- NA No data available



Horse/Jockey Name	Glorious Ruby
Final Rank	7
Fastest Section Time (Section)	0:10.90 (400m)
Top Speed [km/h] (Section)	67.8 (400m)
Race State	Finished



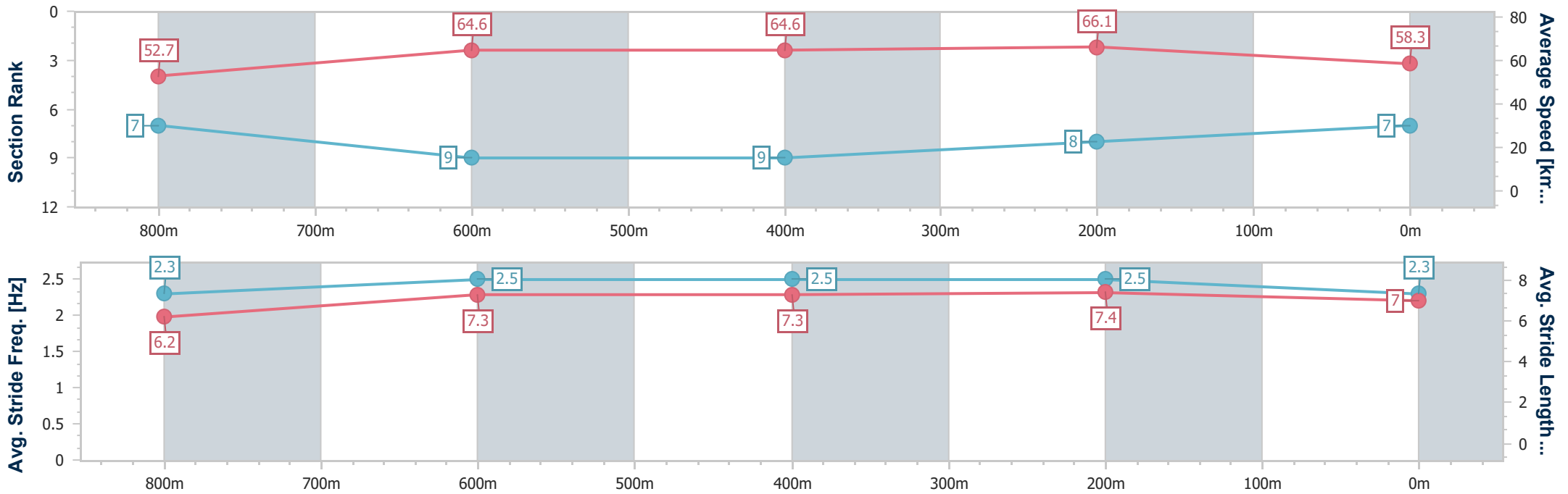
Sunshine Coast QLD Professional
Race 3: COAST 2 COAST EARTHMOVING Class 5 Handicap - 1000m



21 May 2023 - 12:17

Track Rating: Soft 6, Weather: Fine, Rail Position: +6m

Section	Overall	800m	600m	400m	200m
Section Times	0:59.52 [7] (0:13.65)	0:45.87 [7] (0:11.30)	0:34.57 [9] (0:11.33)	0:23.24 [9] (0:10.90)	0:12.34 [8] (0:12.34)
Average Speed [km/h]	52.7	64.6	64.6	66.1	58.3
Top Speed [km/h]	63.9	65.1	66.8	67.8	63.2
Avg. Dist. to Rail [m]	5.6	3.2	3.0	4.8	4.2
Avg. Stride Freq. [Hz]	2.3	2.5	2.5	2.5	2.3
Avg. Stride Length [m]	6.2	7.3	7.3	7.4	7.0



- [] Ranking at each section and finish
- .-.- No data available at this section
- NA No data available



Horse/Jockey Name	Moonan Me
Final Rank	8
Fastest Section Time (Section)	0:10.99 (400m)
Top Speed [km/h] (Section)	67.3 (400m)
Race State	Finished



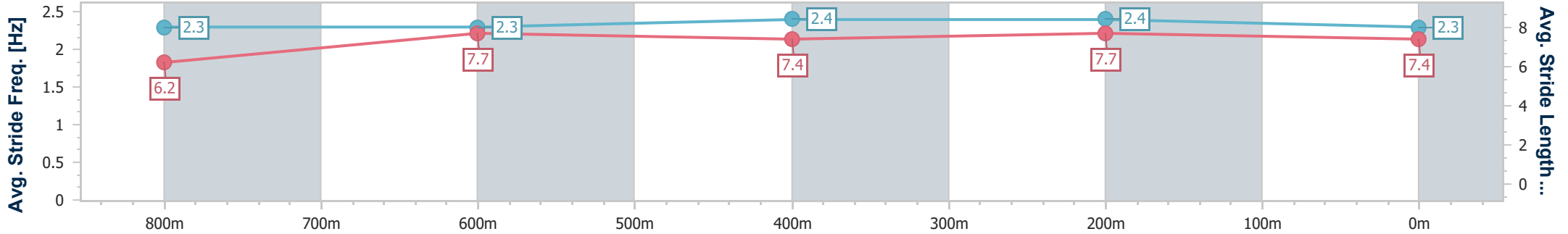
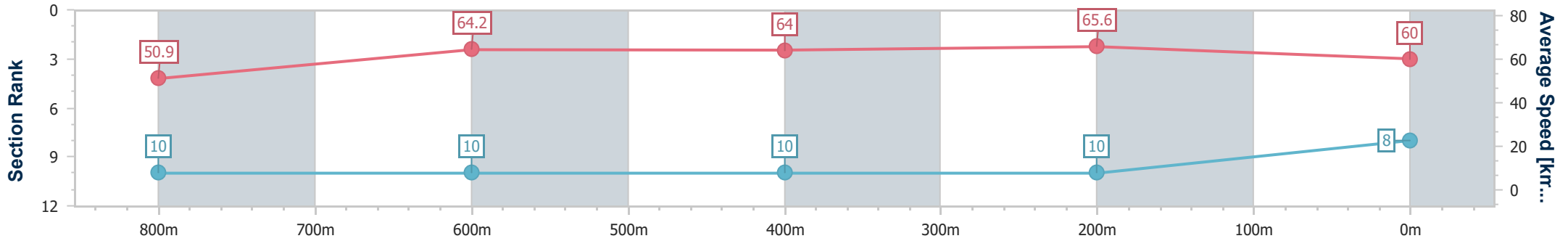
Sunshine Coast QLD Professional
Race 3: COAST 2 COAST EARTHMOVING Class 5 Handicap - 1000m



21 May 2023 - 12:17

Track Rating: Soft 6, Weather: Fine, Rail Position: +6m

Section	Overall	800m	600m	400m	200m
Section Times	0:59.68 [8] (0:14.16)	0:45.52 [10] (0:11.28)	0:34.24 [10] (0:11.27)	0:22.97 [10] (0:10.99)	0:11.98 [10] (0:11.98)
Average Speed [km/h]	50.9	64.2	64.0	65.6	60.0
Top Speed [km/h]	64.8	65.1	65.6	67.3	62.4
Avg. Dist. to Rail [m]	7.4	1.3	0.2	3.1	6.5
Avg. Stride Freq. [Hz]	2.3	2.3	2.4	2.4	2.3
Avg. Stride Length [m]	6.2	7.7	7.4	7.7	7.4



- [] Ranking at each section and finish
- .-.- No data available at this section
- NA No data available



Horse/Jockey Name	Propelle
Final Rank	9
Fastest Section Time (Section)	0:11.12 (800m)
Top Speed [km/h] (Section)	67.2 (800m)
Race State	Finished



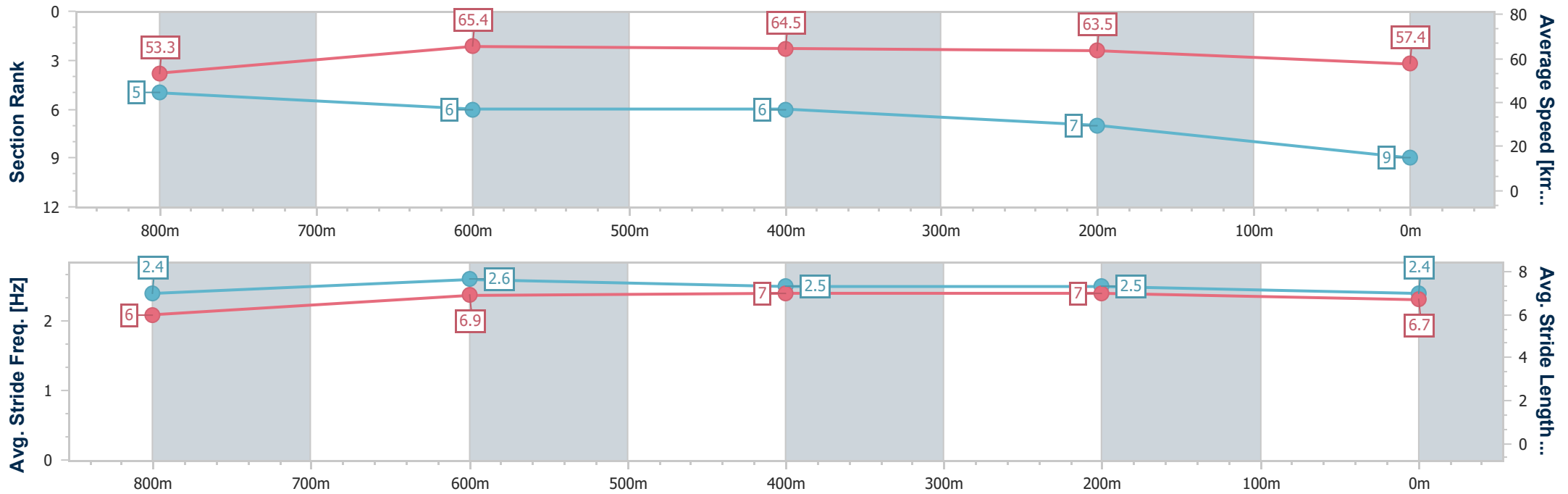
Sunshine Coast QLD Professional
Race 3: COAST 2 COAST EARTHMOVING Class 5 Handicap - 1000m



21 May 2023 - 12:17

Track Rating: Soft 6, Weather: Fine, Rail Position: +6m

Section	Overall	800m	600m	400m	200m
Section Times	0:59.73 [9] (0:13.50)	0:46.23 [5] (0:11.12)	0:35.11 [6] (0:11.23)	0:23.88 [6] (0:11.32)	0:12.56 [7] (0:12.56)
Average Speed [km/h]	53.3	65.4	64.5	63.5	57.4
Top Speed [km/h]	66.9	67.2	66.5	65.7	61.2
Avg. Dist. to Rail [m]	3.1	2.1	1.2	3.8	5.4
Avg. Stride Freq. [Hz]	2.4	2.6	2.5	2.5	2.4
Avg. Stride Length [m]	6.0	6.9	7.0	7.0	6.7



- [] Ranking at each section and finish
- .-.- No data available at this section
- NA No data available



Horse/Jockey Name	Funny Money
Final Rank	10
Fastest Section Time (Section)	0:10.85 (800m)
Top Speed [km/h] (Section)	68.1 (800m)
Race State	Finished



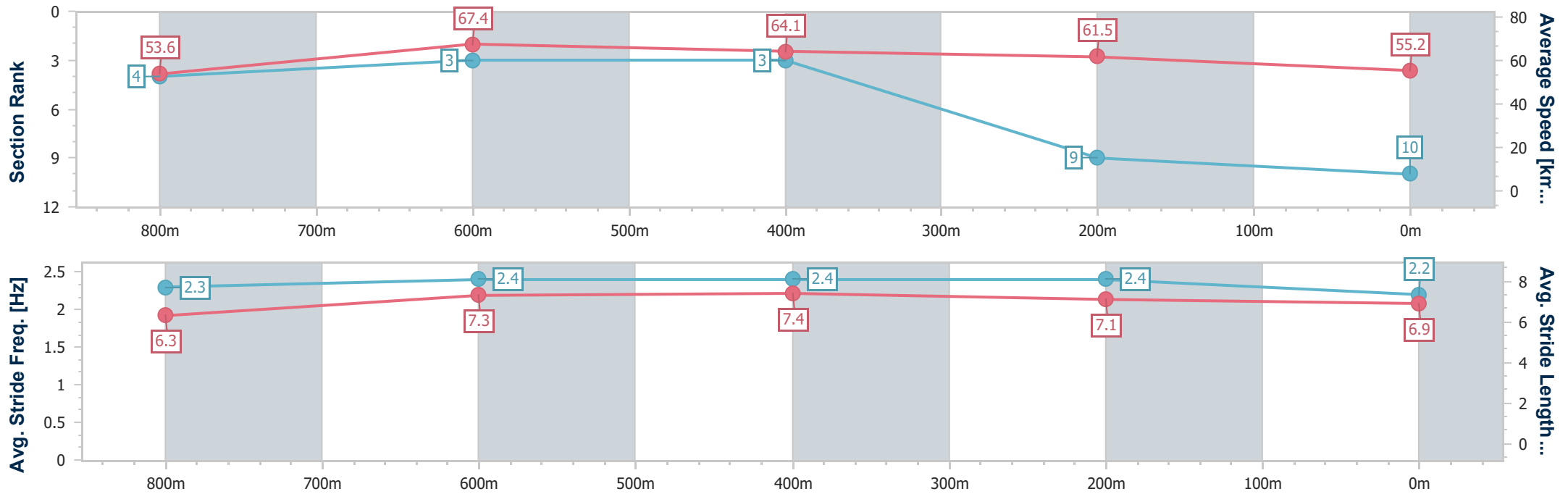
Sunshine Coast QLD Professional
Race 3: COAST 2 COAST EARTHMOVING Class 5 Handicap - 1000m



21 May 2023 - 12:17

Track Rating: Soft 6, Weather: Fine, Rail Position: +6m

Section	Overall	800m	600m	400m	200m
Section Times	1:00.42 [10] (0:13.46)	0:46.96 [4] (0:10.85)	0:36.11 [3] (0:11.34)	0:24.77 [3] (0:11.71)	0:13.06 [9] (0:13.06)
Average Speed [km/h]	53.6	67.4	64.1	61.5	55.2
Top Speed [km/h]	68.0	68.1	66.3	64.8	58.1
Avg. Dist. to Rail [m]	7.1	4.1	1.9	3.4	4.6
Avg. Stride Freq. [Hz]	2.3	2.4	2.4	2.4	2.2
Avg. Stride Length [m]	6.3	7.3	7.4	7.1	6.9



- [] Ranking at each section and finish
- .-.- No data available at this section
- NA No data available