



Sunshine Coast QLD Professional

Race 8: RUMBA BEACH RESORT RATINGS BAND 0 - 58 Handicap - 1400m



21 May 2023 - 15:30

Track Rating: Soft 5, Weather: Fine, Rail Position: +6m

Section		Overall	1200m	1000m	800m	600m	400m	Last 600m				
Field Times		1:25.57 (0:13.70)	1:11.87 (0:10.83)	1:01.04 (0:11.74)	0:49.30 (0:12.15)	0:37.15 (0:12.25)	0:24.90 (0:12.07)	0:37.15				
Rank	TAB Horse/Jockey	Barrier	Top Speed [km/h]	Fastest Section	Distance Travelled [m]							
1	11 BETTER LAD Matthew Powell	21	67.4 1200m	0:10.83 1200m	1:25.57 [1] (0:13.70)	1:11.87 [1] (0:10.83)	1:01.04 [1] (0:11.74)	0:49.30 [1] (0:12.15)	0:37.15 [1] (0:12.25)	0:24.90 [1] (0:12.07)	0:37.15	
2	3 ATLANTIC ROYAL Mark Du Plessis	4	64.7 1000m	0:11.36 1200m	1:26.03 [2] (0:13.91)	1:12.12 [8] (0:11.36)	1:00.76 [9] (0:11.67)	0:49.09 [9] (0:12.39)	0:36.70 [9] (0:11.88)	0:24.82 [6] (0:11.92)	0:36.70	+0
3	6 BAMBALAM Jake Bayliss	15	65.5 1200m	0:11.19 1200m	1:26.09 [3] (0:13.83)	1:12.26 [7] (0:11.19)	1:01.07 [5] (0:11.44)	0:49.63 [2] (0:12.36)	0:37.27 [2] (0:12.16)	0:25.11 [2] (0:12.12)	0:37.27	+10
4	9 SEA COMMITS Georgina Cartwright	2	64.8 1200m	0:11.21 1200m	1:26.12 [4] (0:13.82)	1:12.30 [6] (0:11.21)	1:01.09 [6] (0:11.74)	0:49.35 [6] (0:12.32)	0:37.03 [5] (0:12.10)	0:24.93 [5] (0:11.86)	0:37.03	+4
5	15 SKILLED ARTIST Cejay Graham	17	64.2 1200m	0:11.48 1000m	1:26.18 [5] (0:14.54)	1:11.64 [13] (0:11.66)	0:59.98 [13] (0:11.48)	0:48.50 [12] (0:12.20)	0:36.30 [14] (0:11.91)	0:24.39 [12] (0:11.80)	0:36.30	+6
6	18 GEMMAYZE Samantha Collett	20	62.7 1000m	0:11.75 800m	1:26.39 [6] (0:14.56)	1:11.83 [15] (0:11.96)	0:59.87 [16] (0:11.80)	0:48.07 [16] (0:11.75)	0:36.32 [15] (0:11.91)	0:24.41 [15] (0:11.89)	0:36.32	+7
7	5 BIGGIE Justin Huxtable	8	66.3 1200m	0:11.17 1200m	1:26.44 [7] (0:13.73)	1:12.71 [3] (0:11.17)	1:01.54 [3] (0:11.73)	0:49.81 [4] (0:12.29)	0:37.52 [3] (0:12.18)	0:25.34 [3] (0:12.02)	0:37.52	+0
8	16 VANCITY Micheal Hellyer	13	63.2 1000m	0:11.63 1000m	1:26.47 [8] (0:14.64)	1:11.83 [16] (0:11.74)	1:00.09 [15] (0:11.63)	0:48.46 [14] (0:11.82)	0:36.64 [12] (0:11.93)	0:24.71 [11] (0:11.97)	0:36.64	+6
9	12 TOP BABE Sean Cormack	19	65.8 1200m	0:11.14 1200m	1:26.54 [9] (0:13.72)	1:12.82 [2] (0:11.14)	1:01.68 [2] (0:11.65)	0:50.03 [3] (0:12.42)	0:37.61 [4] (0:12.21)	0:25.40 [4] (0:12.12)	0:37.61	+7
10	19 THE DARK KNIGHT Taylor Marshall	3	63.0 1000m	0:11.64 1000m	1:26.78 [10] (0:14.29)	1:12.49 [12] (0:11.79)	1:00.70 [12] (0:11.64)	0:49.06 [13] (0:12.12)	0:36.94 [13] (0:12.02)	0:24.92 [14] (0:12.19)	0:36.94	+2

Scratched: Sukiche (#8), Capital Girl (#10), African Storm (#13), Enterprise Electra (#20), Confined Thoughts (#21)



Sunshine Coast QLD Professional

Race 8: RUMBA BEACH RESORT RATINGS BAND 0 - 58 Handicap - 1400m

21 May 2023 - 15:30



Track Rating: Soft 5, Weather: Fine, Rail Position: +6m

Section		Overall	1200m	1000m	800m	600m	400m	Last 600m				
Field Times		1:25.57 (0:13.70)	1:11.87 (0:10.83)	1:01.04 (0:11.74)	0:49.30 (0:12.15)	0:37.15 (0:12.25)	0:24.90 (0:12.07)	0:37.15				
Rank	TAB Horse/Jockey	Barrier	Top Speed [km/h]	Fastest Section	Distance Travelled [m]							
11	14 HEAR HEAR Nathan Thomas	9	64.1 1200m	0:11.31 1200m	1:27.06 [11] (0:13.95)	1:13.11 [9] (0:11.31)	1:01.80 [8] (0:11.60)	0:50.20 [8] (0:12.47)	0:37.73 [8] (0:12.23)	0:25.50 [10] (0:12.39)	0:37.73	+5
12	7 BOLD ENFORCER Bailey Wheeler	1	63.7 1000m	0:11.47 1200m	1:27.11 [12] (0:14.15)	1:12.96 [10] (0:11.47)	1:01.49 [10] (0:11.54)	0:49.95 [10] (0:12.29)	0:37.66 [10] (0:11.92)	0:25.74 [9] (0:12.25)	0:37.66	+5
13	2 PALATIAL PRINCE Damien Thornton	7	64.2 1200m	0:11.39 1200m	1:27.13 [13] (0:13.80)	1:13.33 [5] (0:11.39)	1:01.94 [7] (0:11.63)	0:50.31 [7] (0:12.39)	0:37.92 [7] (0:12.12)	0:25.80 [8] (0:12.11)	0:37.92	+9
14	4 AVARED Adin Thompson	11	64.6 Overall	0:11.49 1200m	1:27.28 [14] (0:14.21)	1:13.07 [11] (0:11.49)	1:01.58 [11] (0:11.55)	0:50.03 [11] (0:12.43)	0:37.60 [11] (0:12.16)	0:25.44 [13] (0:12.21)	0:37.60	+9
15	1 NERETVA Chris Meehan	5	65.1 1200m	0:11.23 1200m	1:27.32 [15] (0:13.75)	1:13.57 [4] (0:11.23)	1:02.34 [4] (0:11.68)	0:50.66 [5] (0:12.50)	0:38.16 [6] (0:12.10)	0:26.06 [7] (0:12.29)	0:38.16	+6
16	17 WINSTON BLUE Michael Murphy	12	62.6 Overall	0:11.78 1200m	1:27.98 [16] (0:14.56)	1:13.42 [14] (0:11.78)	1:01.64 [14] (0:11.80)	0:49.84 [15] (0:12.08)	0:37.76 [16] (0:11.91)	0:25.85 [16] (0:12.31)	0:37.76	+2

Scratched: Sukiche (#8), Capital Girl (#10), African Storm (#13), Enterprise Electra (#20), Confined Thoughts (#21)

[] Ranking at each section and finish
 -:-:- No data available at this section
 NA No data available

SCN Saddle cloth number
 DNF Did not finish
 DNT Did not track



Sunshine Coast QLD Professional

Race 8: RUMBA BEACH RESORT RATINGS BAND 0 - 58 Handicap - 1400m

21 May 2023 - 15:30



Track Rating: Soft 5, Weather: Fine, Rail Position: +6m

Section							200m			Last 600m
Field Times							0:12.83			0:37.15
							(0:12.83)			
Rank	TAB	Horse/Jockey	Barrier	Top Speed [km/h]	Fastest Section	Margin			Distance Travelled [m]	
1	11	BETTER LAD	21	67.4	0:10.83	0:12.83 [1]	1:25.57			0:37.15
		Matthew Powell		1200m	1200m	(0:12.83)				
2	3	ATLANTIC ROYAL	4	64.7	0:11.36	0:12.90 [5]	2.5L			0:36.70 +0
		Mark Du Plessis		1000m	1200m	(0:12.90)				
3	6	BAMBALAM	15	65.5	0:11.19	0:12.99 [3]	2.7L			0:37.27 +10
		Jake Bayliss		1200m	1200m	(0:12.99)				
4	9	SEA COMMITS	2	64.8	0:11.21	0:13.07 [2]	2.9L			0:37.03 +4
		Georgina Cartwright		1200m	1200m	(0:13.07)				
5	15	SKILLED ARTIST	17	64.2	0:11.48	0:12.59 [9]	3.2L			0:36.30 +6
		Cejay Graham		1200m	1000m	(0:12.59)				
6	18	GEMMAYZE	20	62.7	0:11.75	0:12.52 [12]	4.2L			0:36.32 +7
		Samantha Collett		1000m	800m	(0:12.52)				
7	5	BIGGIE	8	66.3	0:11.17	0:13.32 [4]	4.4L			0:37.52 +0
		Justin Huxtable		1200m	1200m	(0:13.32)				
8	16	VANCITY	13	63.2	0:11.63	0:12.74 [11]	4.6L			0:36.64 +6
		Micheal Hellyer		1000m	1000m	(0:12.74)				
9	12	TOP BABE	19	65.8	0:11.14	0:13.28 [6]	4.9L			0:37.61 +7
		Sean Cormack		1200m	1200m	(0:13.28)				
10	19	THE DARK KNIGHT	3	63.0	0:11.64	0:12.73 [14]	6.2L			0:36.94 +2
		Taylor Marshall		1000m	1000m	(0:12.73)				

Scratched: Sukiche (#8), Capital Girl (#10), African Storm (#13), Enterprise Electra (#20), Confined Thoughts (#21)

Report Created: Sun 21 May 2023 15:54 GMT+10 (Note: Timing is based on position data)

Page 3/20

[] Ranking at each section and finish
 -:-:- No data available at this section
 NA No data available

SCN Saddle cloth number
 DNF Did not finish
 DNT Did not track

data processed by TRIPLESDATA



Sunshine Coast QLD Professional
Race 8: RUMBA BEACH RESORT RATINGS BAND 0 - 58 Handicap -
1400m

21 May 2023 - 15:30



Track Rating: Soft 5, Weather: Fine, Rail Position: +6m

Section							200m			Last 600m	
Field Times							0:12.83			0:37.15	
							(0:12.83)				
Rank	TAB	Horse/Jockey	Barrier	Top Speed [km/h]	Fastest Section	Margin				Distance Travelled [m]	
11	14	HEAR HEAR	9	64.1	0:11.31	0:13.11 [13]	7.7L			0:37.73	+5
		Nathan Thomas		1200m	1200m	(0:13.11)					
12	7	BOLD ENFORCER	1	63.7	0:11.47	0:13.49 [10]	7.9L			0:37.66	+5
		Bailey Wheeler		1000m	1200m	(0:13.49)					
13	2	PALATIAL PRINCE	7	64.2	0:11.39	0:13.69 [7]	8L			0:37.92	+9
		Damien Thornton		1200m	1200m	(0:13.69)					
14	4	AVARED	11	64.6	0:11.49	0:13.23 [15]	8.8L			0:37.60	+9
		Adin Thompson		Overall	1200m	(0:13.23)					
15	1	NERETVA	5	65.1	0:11.23	0:13.77 [8]	9L			0:38.16	+6
		Chris Meehan		1200m	1200m	(0:13.77)					
16	17	WINSTON BLUE	12	62.6	0:11.78	0:13.54 [16]	12.8L			0:37.76	+2
		Michael Murphy		Overall	1200m	(0:13.54)					

Scratched: Sukiche (#8), Capital Girl (#10), African Storm (#13), Enterprise Electra (#20), Confined Thoughts (#21)

[] Ranking at each section and finish
 -:-:- No data available at this section
 NA No data available

SCN Saddle cloth number
 DNF Did not finish
 DNT Did not track



Horse/Jockey Name	Better Lad
Final Rank	1
Fastest Section Time (Section)	0:10.83 (1200m)
Top Speed [km/h] (Section)	67.4 (1200m)
Race State	Finished

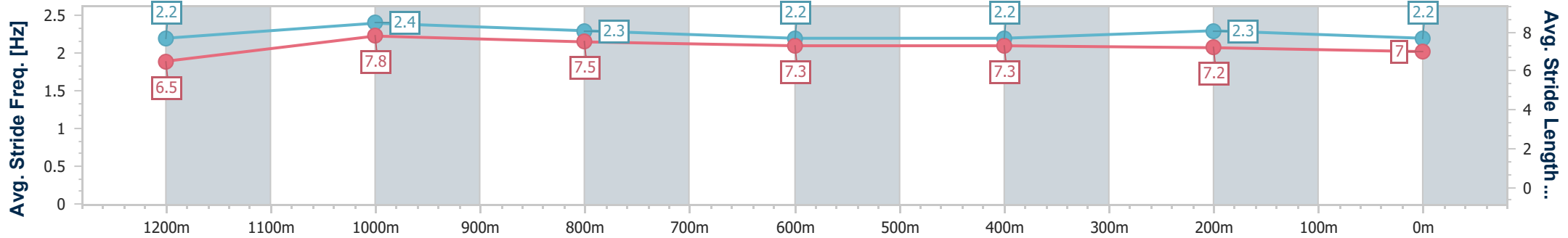
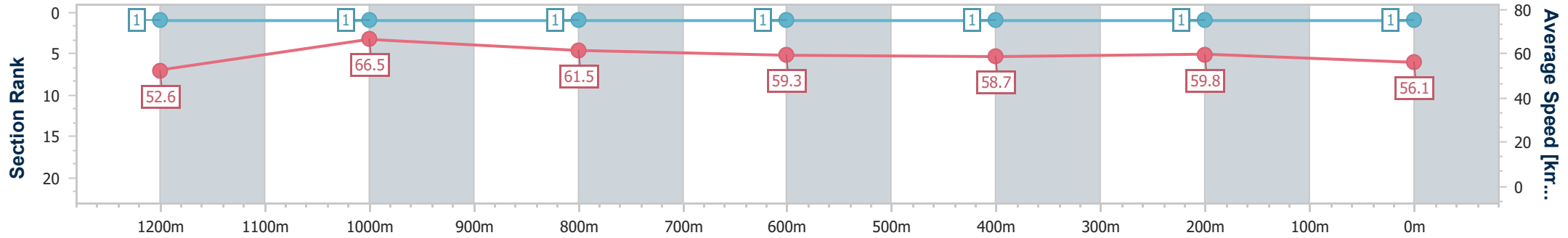


Sunshine Coast QLD Professional
 Race 8: RUMBA BEACH RESORT RATINGS BAND 0 - 58
 Handicap - 1400m
 21 May 2023 - 15:30



Track Rating: Soft 5, Weather: Fine, Rail Position: +6m

Section	Overall	1200m	1000m	800m	600m	400m	200m
Section Times	1:25.57 [1] (0:13.70)	1:11.87 [1] (0:10.83)	1:01.04 [1] (0:11.74)	0:49.30 [1] (0:12.15)	0:37.15 [1] (0:12.25)	0:24.90 [1] (0:12.07)	0:12.83 [1] (0:12.83)
Average Speed [km/h]	52.6	66.5	61.5	59.3	58.7	59.8	56.1
Top Speed [km/h]	65.9	67.4	65.4	60.2	59.8	61.0	59.1
Avg. Dist. to Rail [m]	13.9	5.8	1.6	0.4	0.5	1.2	1.2
Avg. Stride Freq. [Hz]	2.2	2.4	2.3	2.2	2.2	2.3	2.2
Avg. Stride Length [m]	6.5	7.8	7.5	7.3	7.3	7.2	7.0



- [] Ranking at each section and finish
- .-.- No data available at this section
- NA No data available



Horse/Jockey Name	Atlantic Royal
Final Rank	2
Fastest Section Time (Section)	0:11.36 (1200m)
Top Speed [km/h] (Section)	64.7 (1000m)
Race State	Finished

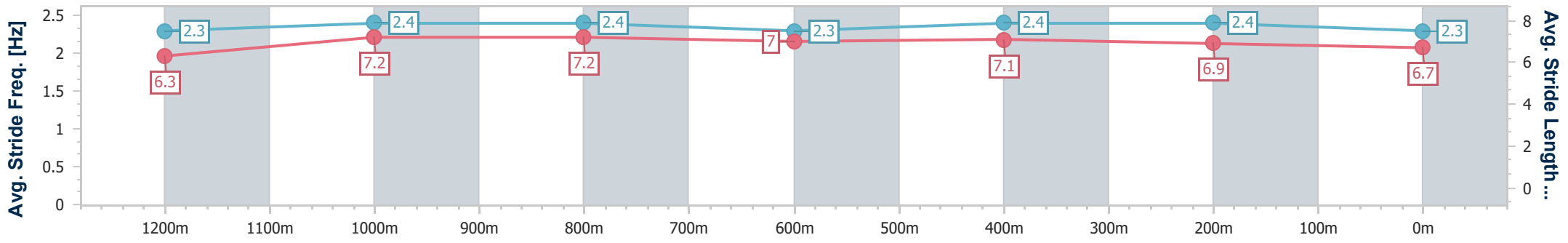
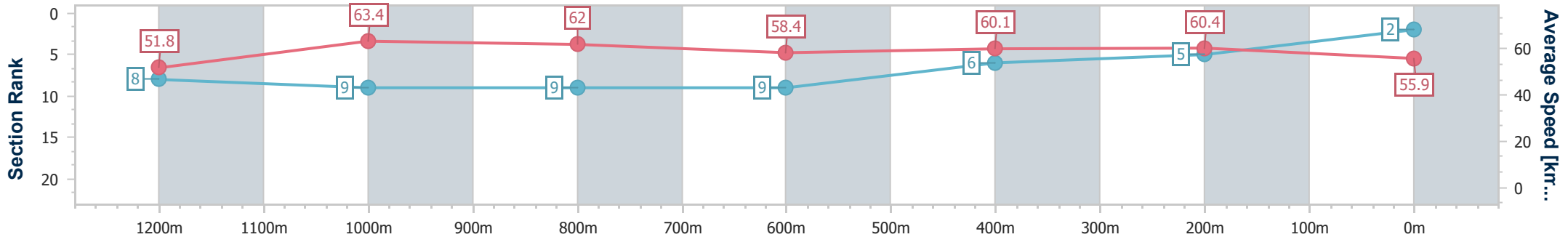


Sunshine Coast QLD Professional
 Race 8: RUMBA BEACH RESORT RATINGS BAND 0 - 58
 Handicap - 1400m
 21 May 2023 - 15:30



Track Rating: Soft 5, Weather: Fine, Rail Position: +6m

Section	Overall	1200m	1000m	800m	600m	400m	200m
Section Times	1:26.03 [2] (0:13.91)	1:12.12 [8] (0:11.36)	1:00.76 [9] (0:11.67)	0:49.09 [9] (0:12.39)	0:36.70 [9] (0:11.88)	0:24.82 [6] (0:11.92)	0:12.90 [5] (0:12.90)
Average Speed [km/h]	51.8	63.4	62.0	58.4	60.1	60.4	55.9
Top Speed [km/h]	63.8	64.2	64.7	59.9	62.1	61.9	58.5
Avg. Dist. to Rail [m]	4.0	1.9	1.7	1.0	1.4	0.8	0.6
Avg. Stride Freq. [Hz]	2.3	2.4	2.4	2.3	2.4	2.4	2.3
Avg. Stride Length [m]	6.3	7.2	7.2	7.0	7.1	6.9	6.7



- [] Ranking at each section and finish
- .-.- No data available at this section
- NA No data available



Horse/Jockey Name	Bambalam
Final Rank	3
Fastest Section Time (Section)	0:11.19 (1200m)
Top Speed [km/h] (Section)	65.5 (1200m)
Race State	Finished

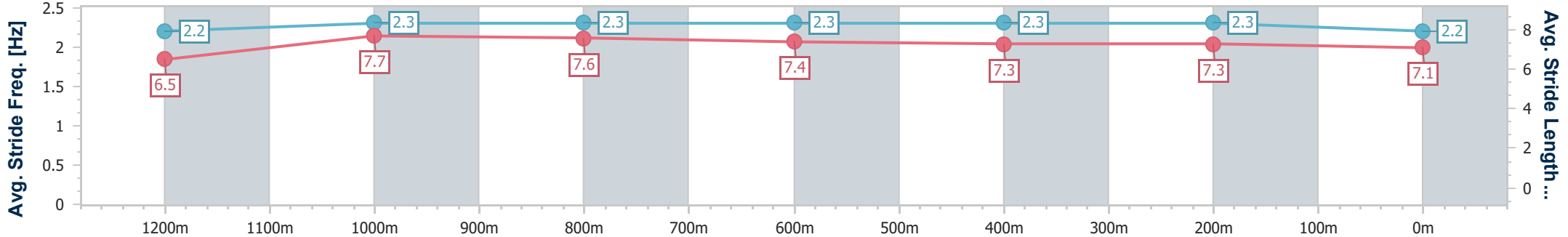
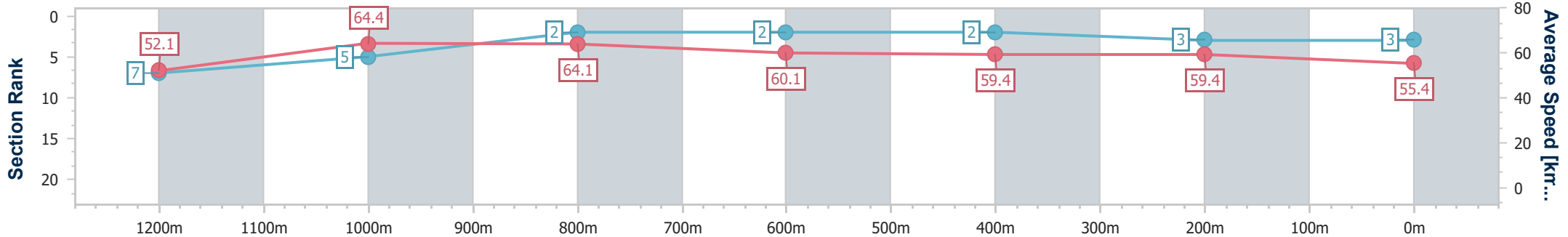


Sunshine Coast QLD Professional
 Race 8: RUMBA BEACH RESORT RATINGS BAND 0 - 58
 Handicap - 1400m
 21 May 2023 - 15:30



Track Rating: Soft 5, Weather: Fine, Rail Position: +6m

Section	Overall	1200m	1000m	800m	600m	400m	200m
Section Times	1:26.09 [3] (0:13.83)	1:12.26 [7] (0:11.19)	1:01.07 [5] (0:11.44)	0:49.63 [2] (0:12.36)	0:37.27 [2] (0:12.16)	0:25.11 [2] (0:12.12)	0:12.99 [3] (0:12.99)
Average Speed [km/h]	52.1	64.4	64.1	60.1	59.4	59.4	55.4
Top Speed [km/h]	64.3	65.5	65.5	62.4	60.5	60.3	57.9
Avg. Dist. to Rail [m]	10.8	6.8	6.6	5.2	1.0	3.0	4.0
Avg. Stride Freq. [Hz]	2.2	2.3	2.3	2.3	2.3	2.3	2.2
Avg. Stride Length [m]	6.5	7.7	7.6	7.4	7.3	7.3	7.1



- [] Ranking at each section and finish
- .-.- No data available at this section
- NA No data available



Horse/Jockey Name	Sea Commits
Final Rank	4
Fastest Section Time (Section)	0:11.21 (1200m)
Top Speed [km/h] (Section)	64.8 (1200m)
Race State	Finished

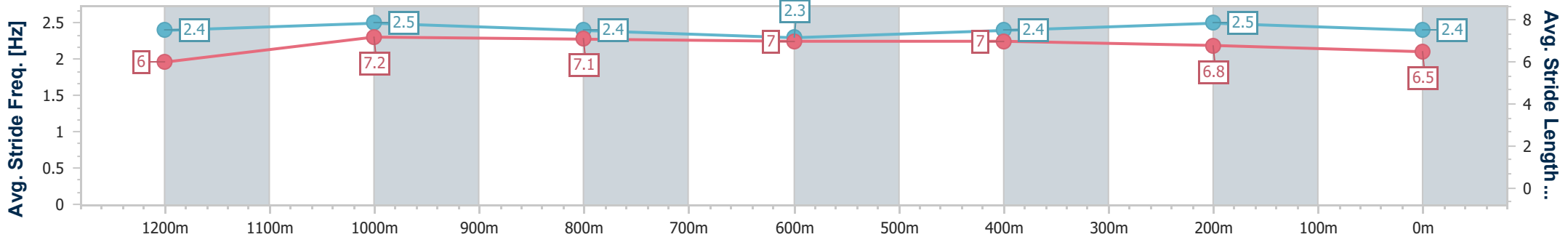
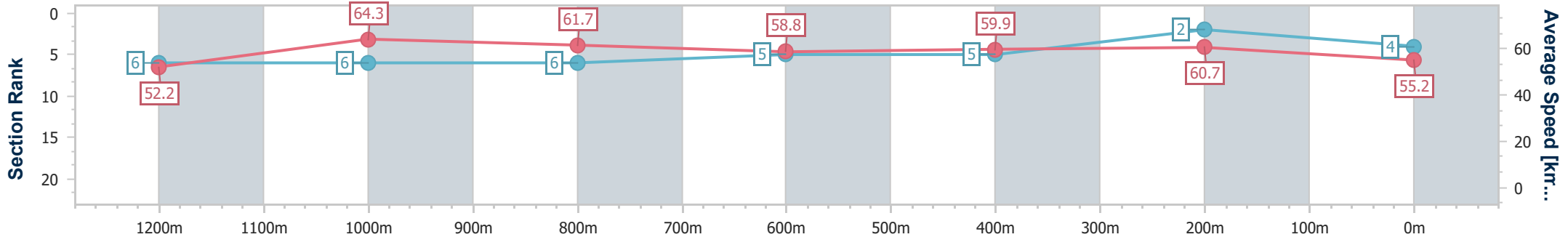


Sunshine Coast QLD Professional
 Race 8: RUMBA BEACH RESORT RATINGS BAND 0 - 58
 Handicap - 1400m
 21 May 2023 - 15:30



Track Rating: Soft 5, Weather: Fine, Rail Position: +6m

Section	Overall	1200m	1000m	800m	600m	400m	200m
Section Times	1:26.12 [4] (0:13.82)	1:12.30 [6] (0:11.21)	1:01.09 [6] (0:11.74)	0:49.35 [6] (0:12.32)	0:37.03 [5] (0:12.10)	0:24.93 [5] (0:11.86)	0:13.07 [2] (0:13.07)
Average Speed [km/h]	52.2	64.3	61.7	58.8	59.9	60.7	55.2
Top Speed [km/h]	64.5	64.8	64.1	60.0	61.7	61.6	58.0
Avg. Dist. to Rail [m]	3.2	1.8	2.1	1.3	1.2	4.6	4.9
Avg. Stride Freq. [Hz]	2.4	2.5	2.4	2.3	2.4	2.5	2.4
Avg. Stride Length [m]	6.0	7.2	7.1	7.0	7.0	6.8	6.5



- [] Ranking at each section and finish
- .-.- No data available at this section
- NA No data available



Horse/Jockey Name	Skilled Artist
Final Rank	5
Fastest Section Time (Section)	0:11.48 (1000m)
Top Speed [km/h] (Section)	64.2 (1200m)
Race State	Finished

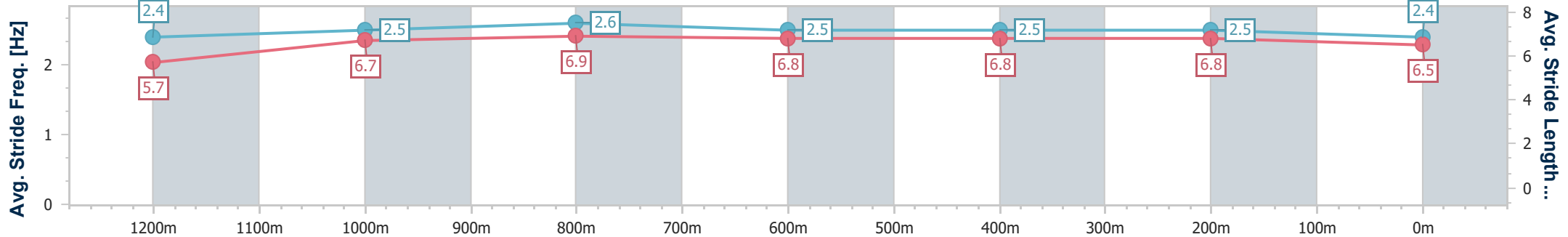
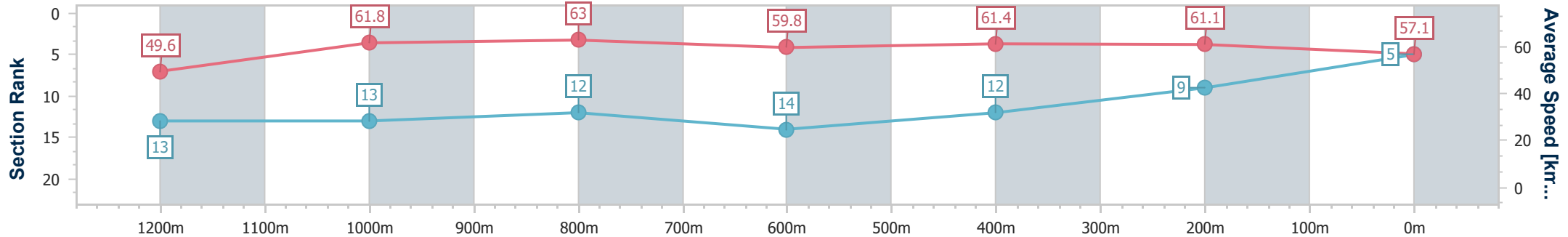


Sunshine Coast QLD Professional
 Race 8: RUMBA BEACH RESORT RATINGS BAND 0 - 58
 Handicap - 1400m
 21 May 2023 - 15:30



Track Rating: Soft 5, Weather: Fine, Rail Position: +6m

Section	Overall	1200m	1000m	800m	600m	400m	200m
Section Times	1:26.18 [5] (0:14.54)	1:11.64 [13] (0:11.66)	0:59.98 [13] (0:11.48)	0:48.50 [12] (0:12.20)	0:36.30 [14] (0:11.91)	0:24.39 [12] (0:11.80)	0:12.59 [9] (0:12.59)
Average Speed [km/h]	49.6	61.8	63.0	59.8	61.4	61.1	57.1
Top Speed [km/h]	61.8	64.2	64.1	63.1	62.8	62.1	58.6
Avg. Dist. to Rail [m]	9.5	3.2	2.4	1.8	2.8	5.4	7.0
Avg. Stride Freq. [Hz]	2.4	2.5	2.6	2.5	2.5	2.5	2.4
Avg. Stride Length [m]	5.7	6.7	6.9	6.8	6.8	6.8	6.5



- [] Ranking at each section and finish
- .-.- No data available at this section
- NA No data available



Horse/Jockey Name	Gemmayze
Final Rank	6
Fastest Section Time (Section)	0:11.75 (800m)
Top Speed [km/h] (Section)	62.7 (1000m)
Race State	Finished

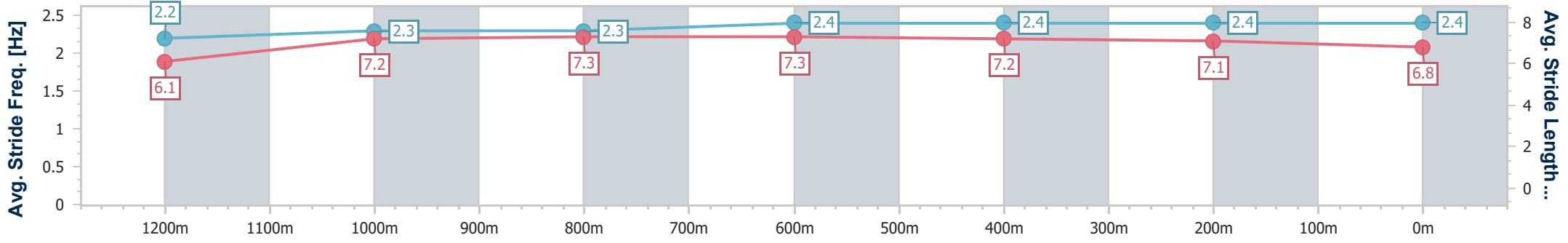
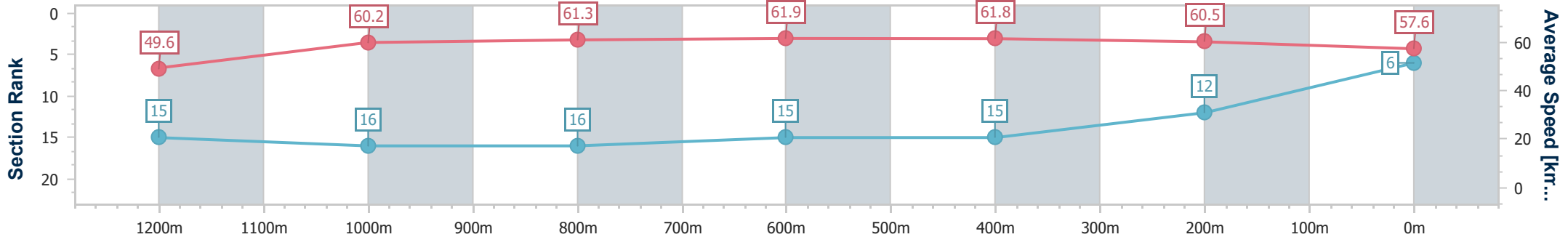


Sunshine Coast QLD Professional
 Race 8: RUMBA BEACH RESORT RATINGS BAND 0 - 58
 Handicap - 1400m
 21 May 2023 - 15:30



Track Rating: Soft 5, Weather: Fine, Rail Position: +6m

Section	Overall	1200m	1000m	800m	600m	400m	200m
Section Times	1:26.39 [6] (0:14.56)	1:11.83 [15] (0:11.96)	0:59.87 [16] (0:11.80)	0:48.07 [16] (0:11.75)	0:36.32 [15] (0:11.91)	0:24.41 [15] (0:11.89)	0:12.52 [12] (0:12.52)
Average Speed [km/h]	49.6	60.2	61.3	61.9	61.8	60.5	57.6
Top Speed [km/h]	61.1	62.5	62.7	62.7	62.5	62.1	60.9
Avg. Dist. to Rail [m]	11.6	4.3	2.8	1.7	3.7	6.3	4.2
Avg. Stride Freq. [Hz]	2.2	2.3	2.3	2.4	2.4	2.4	2.4
Avg. Stride Length [m]	6.1	7.2	7.3	7.3	7.2	7.1	6.8



- [] Ranking at each section and finish
- .-.- No data available at this section
- NA No data available



Horse/Jockey Name	Biggie
Final Rank	7
Fastest Section Time (Section)	0:11.17 (1200m)
Top Speed [km/h] (Section)	66.3 (1200m)
Race State	Finished

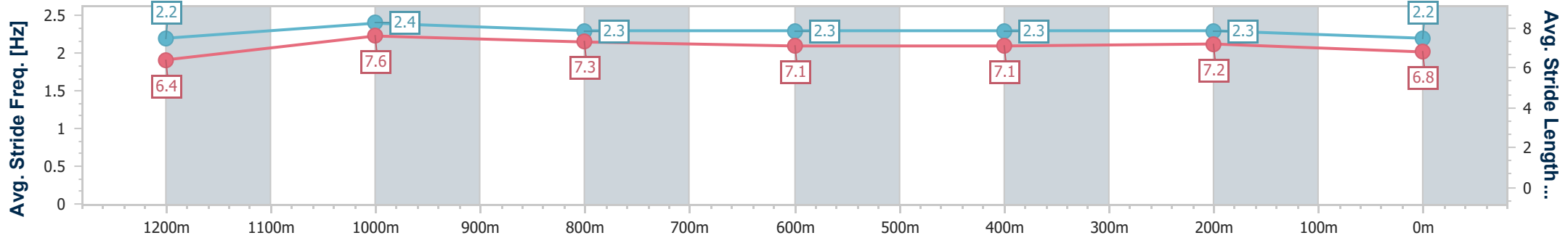
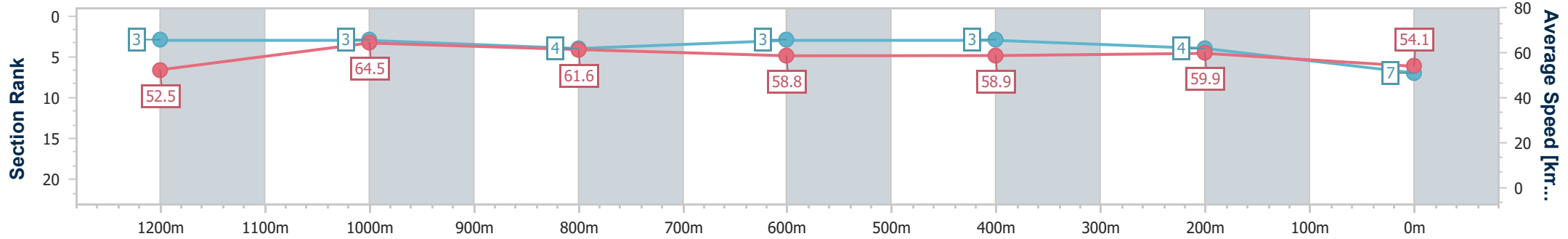


Sunshine Coast QLD Professional
 Race 8: RUMBA BEACH RESORT RATINGS BAND 0 - 58
 Handicap - 1400m
 21 May 2023 - 15:30



Track Rating: Soft 5, Weather: Fine, Rail Position: +6m

Section	Overall	1200m	1000m	800m	600m	400m	200m
Section Times	1:26.44 [7] (0:13.73)	1:12.71 [3] (0:11.17)	1:01.54 [3] (0:11.73)	0:49.81 [4] (0:12.29)	0:37.52 [3] (0:12.18)	0:25.34 [3] (0:12.02)	0:13.32 [4] (0:13.32)
Average Speed [km/h]	52.5	64.5	61.6	58.8	58.9	59.9	54.1
Top Speed [km/h]	65.0	66.3	63.9	59.9	61.0	62.8	57.5
Avg. Dist. to Rail [m]	6.8	3.4	1.6	0.5	0.5	3.2	3.9
Avg. Stride Freq. [Hz]	2.2	2.4	2.3	2.3	2.3	2.3	2.2
Avg. Stride Length [m]	6.4	7.6	7.3	7.1	7.1	7.2	6.8



- [] Ranking at each section and finish
- .-.- No data available at this section
- NA No data available



Horse/Jockey Name	Vancity
Final Rank	8
Fastest Section Time (Section)	0:11.63 (1000m)
Top Speed [km/h] (Section)	63.2 (1000m)
Race State	Finished

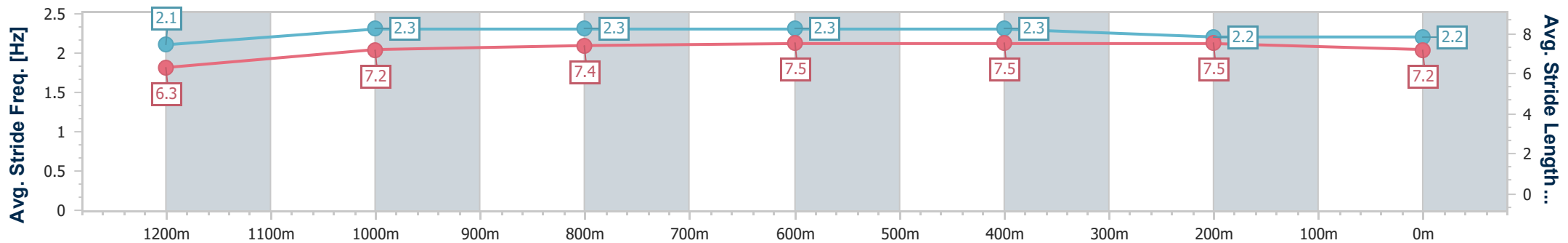
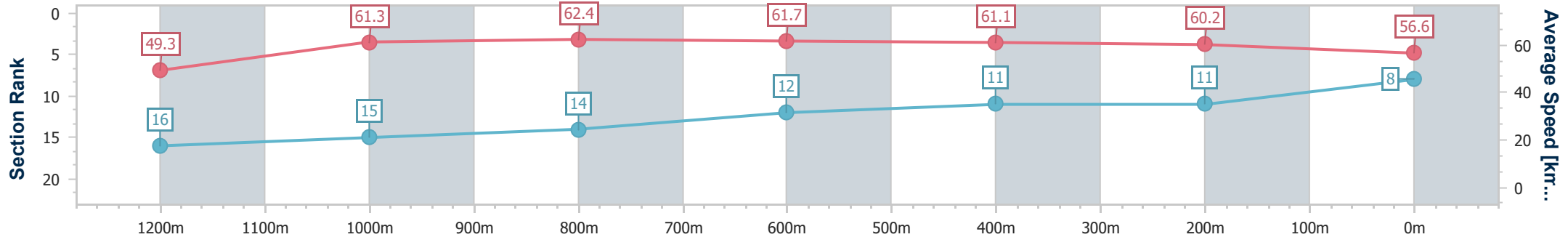


Sunshine Coast QLD Professional
 Race 8: RUMBA BEACH RESORT RATINGS BAND 0 - 58
 Handicap - 1400m
 21 May 2023 - 15:30



Track Rating: Soft 5, Weather: Fine, Rail Position: +6m

Section	Overall	1200m	1000m	800m	600m	400m	200m
Section Times	1:26.47 [8] (0:14.64)	1:11.83 [16] (0:11.74)	1:00.09 [15] (0:11.63)	0:48.46 [14] (0:11.82)	0:36.64 [12] (0:11.93)	0:24.71 [11] (0:11.97)	0:12.74 [11] (0:12.74)
Average Speed [km/h]	49.3	61.3	62.4	61.7	61.1	60.2	56.6
Top Speed [km/h]	62.5	62.8	63.2	62.4	62.2	61.6	58.7
Avg. Dist. to Rail [m]	9.4	3.6	3.2	2.1	2.0	6.3	5.4
Avg. Stride Freq. [Hz]	2.1	2.3	2.3	2.3	2.3	2.2	2.2
Avg. Stride Length [m]	6.3	7.2	7.4	7.5	7.5	7.5	7.2



- [] Ranking at each section and finish
- .-.- No data available at this section
- NA No data available



Horse/Jockey Name	Top Babe
Final Rank	9
Fastest Section Time (Section)	0:11.14 (1200m)
Top Speed [km/h] (Section)	65.8 (1200m)
Race State	Finished

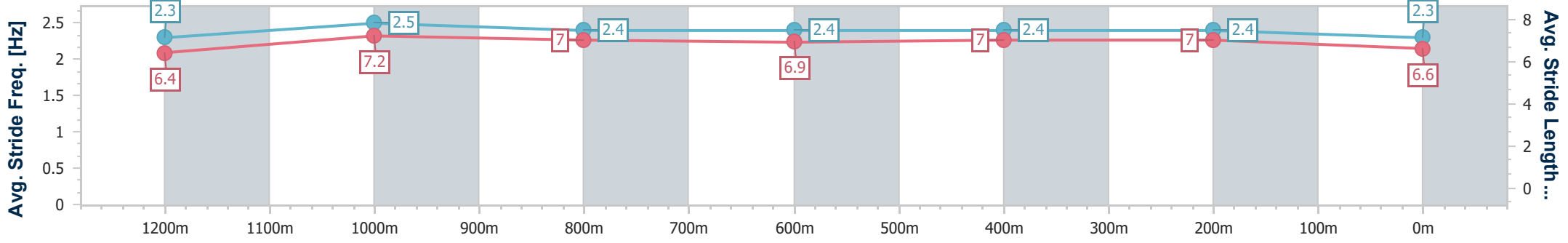
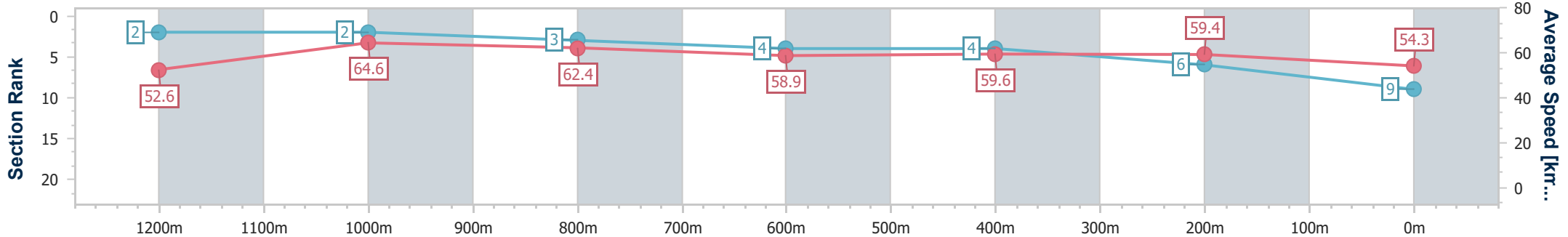


Sunshine Coast QLD Professional
 Race 8: RUMBA BEACH RESORT RATINGS BAND 0 - 58
 Handicap - 1400m
 21 May 2023 - 15:30



Track Rating: Soft 5, Weather: Fine, Rail Position: +6m

Section	Overall	1200m	1000m	800m	600m	400m	200m
Section Times	1:26.54 [9] (0:13.72)	1:12.82 [2] (0:11.14)	1:01.68 [2] (0:11.65)	0:50.03 [3] (0:12.42)	0:37.61 [4] (0:12.21)	0:25.40 [4] (0:12.12)	0:13.28 [6] (0:13.28)
Average Speed [km/h]	52.6	64.6	62.4	58.9	59.6	59.4	54.3
Top Speed [km/h]	63.9	65.8	65.0	61.3	60.7	60.7	57.8
Avg. Dist. to Rail [m]	12.0	5.6	3.8	2.6	1.7	6.7	7.4
Avg. Stride Freq. [Hz]	2.3	2.5	2.4	2.4	2.4	2.4	2.3
Avg. Stride Length [m]	6.4	7.2	7.0	6.9	7.0	7.0	6.6



- [] Ranking at each section and finish
- .-.- No data available at this section
- NA No data available



Horse/Jockey Name	The Dark Knight
Final Rank	10
Fastest Section Time (Section)	0:11.64 (1000m)
Top Speed [km/h] (Section)	63.0 (1000m)
Race State	Finished

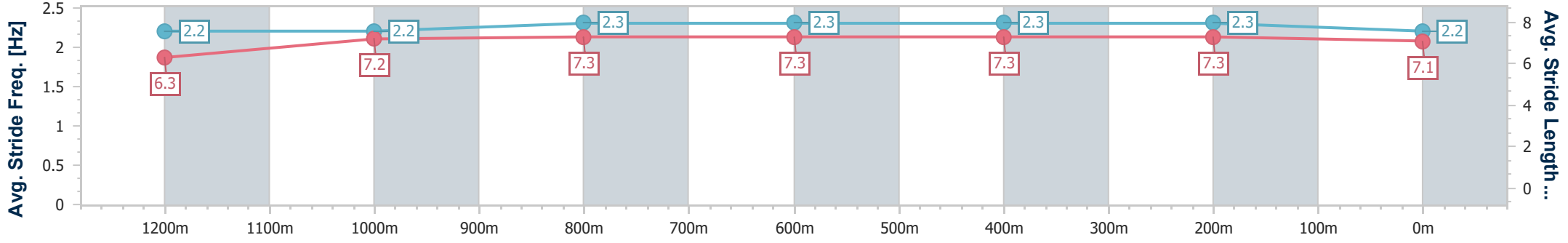
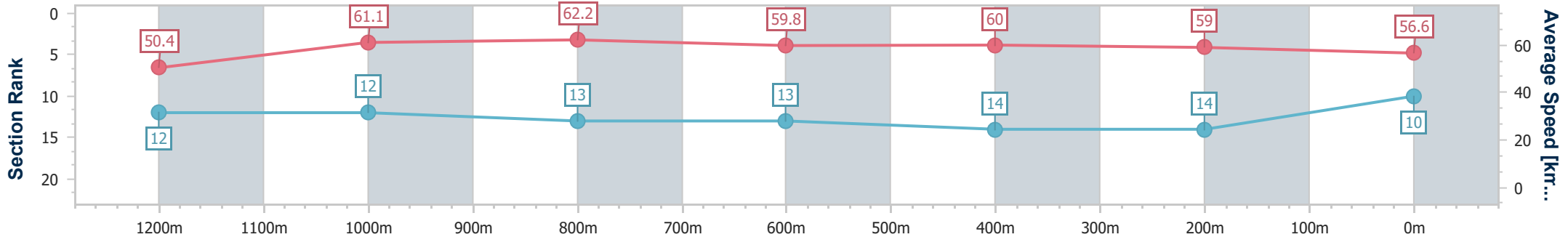


Sunshine Coast QLD Professional
 Race 8: RUMBA BEACH RESORT RATINGS BAND 0 - 58
 Handicap - 1400m
 21 May 2023 - 15:30



Track Rating: Soft 5, Weather: Fine, Rail Position: +6m

Section	Overall	1200m	1000m	800m	600m	400m	200m
Section Times	1:26.78 [10] (0:14.29)	1:12.49 [12] (0:11.79)	1:00.70 [12] (0:11.64)	0:49.06 [13] (0:12.12)	0:36.94 [13] (0:12.02)	0:24.92 [14] (0:12.19)	0:12.73 [14] (0:12.73)
Average Speed [km/h]	50.4	61.1	62.2	59.8	60.0	59.0	56.6
Top Speed [km/h]	62.8	62.5	63.0	62.6	61.1	60.3	58.1
Avg. Dist. to Rail [m]	4.1	2.8	2.3	1.1	0.2	0.9	0.7
Avg. Stride Freq. [Hz]	2.2	2.2	2.3	2.3	2.3	2.3	2.2
Avg. Stride Length [m]	6.3	7.2	7.3	7.3	7.3	7.3	7.1



- [] Ranking at each section and finish
- .-.- No data available at this section
- NA No data available



Horse/Jockey Name	Hear Hear
Final Rank	11
Fastest Section Time (Section)	0:11.31 (1200m)
Top Speed [km/h] (Section)	64.1 (1200m)
Race State	Finished

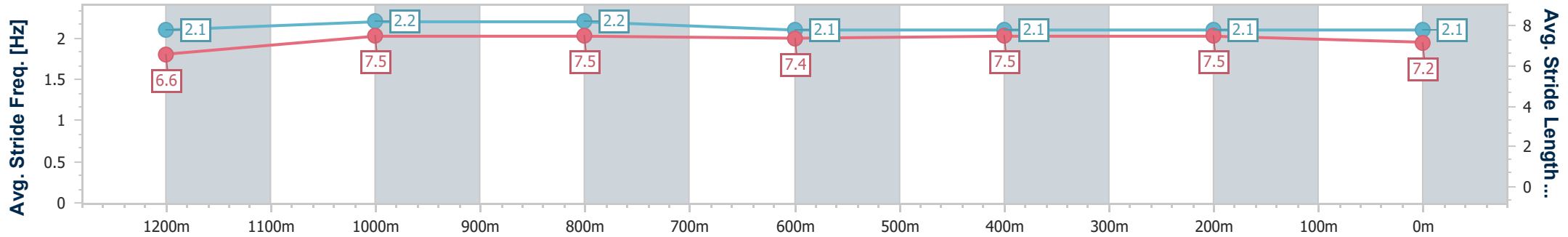
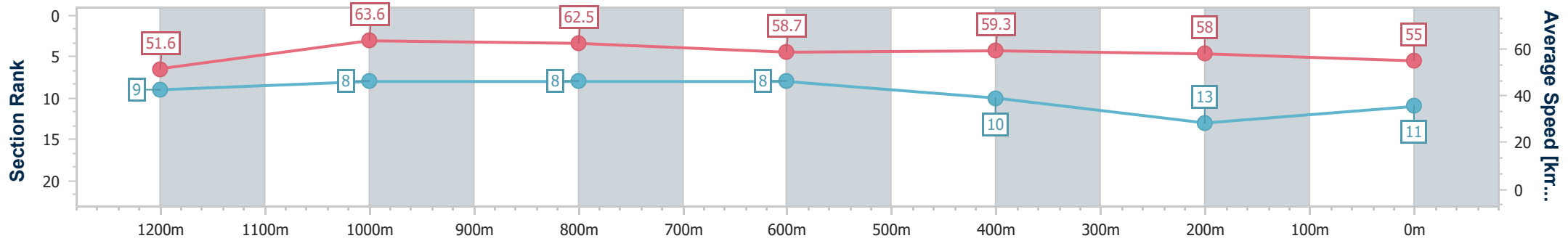


Sunshine Coast QLD Professional
 Race 8: RUMBA BEACH RESORT RATINGS BAND 0 - 58
 Handicap - 1400m
 21 May 2023 - 15:30



Track Rating: Soft 5, Weather: Fine, Rail Position: +6m

Section	Overall	1200m	1000m	800m	600m	400m	200m
Section Times	1:27.06 [11] (0:13.95)	1:13.11 [9] (0:11.31)	1:01.80 [8] (0:11.60)	0:50.20 [8] (0:12.47)	0:37.73 [8] (0:12.23)	0:25.50 [10] (0:12.39)	0:13.11 [13] (0:13.11)
Average Speed [km/h]	51.6	63.6	62.5	58.7	59.3	58.0	55.0
Top Speed [km/h]	62.3	64.1	63.7	59.4	60.1	59.4	57.1
Avg. Dist. to Rail [m]	8.0	3.7	3.0	2.2	1.3	3.6	3.8
Avg. Stride Freq. [Hz]	2.1	2.2	2.2	2.1	2.1	2.1	2.1
Avg. Stride Length [m]	6.6	7.5	7.5	7.4	7.5	7.5	7.2



- [] Ranking at each section and finish
- .-.- No data available at this section
- NA No data available



Horse/Jockey Name	Bold Enforcer
Final Rank	12
Fastest Section Time (Section)	0:11.47 (1200m)
Top Speed [km/h] (Section)	63.7 (1000m)
Race State	Finished

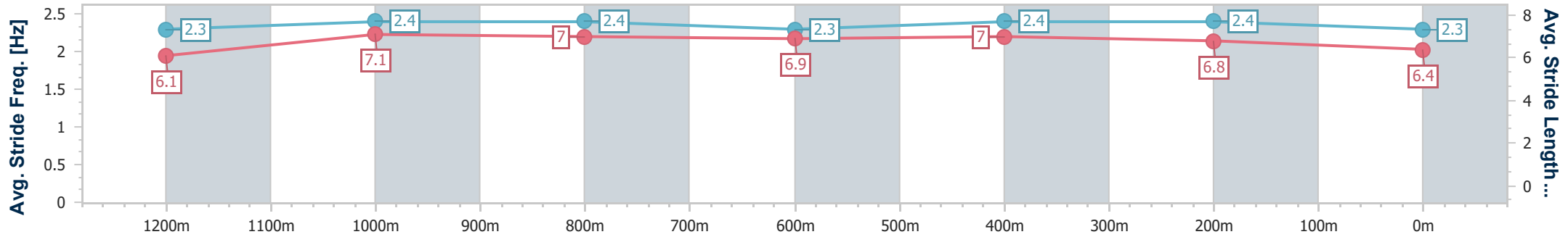
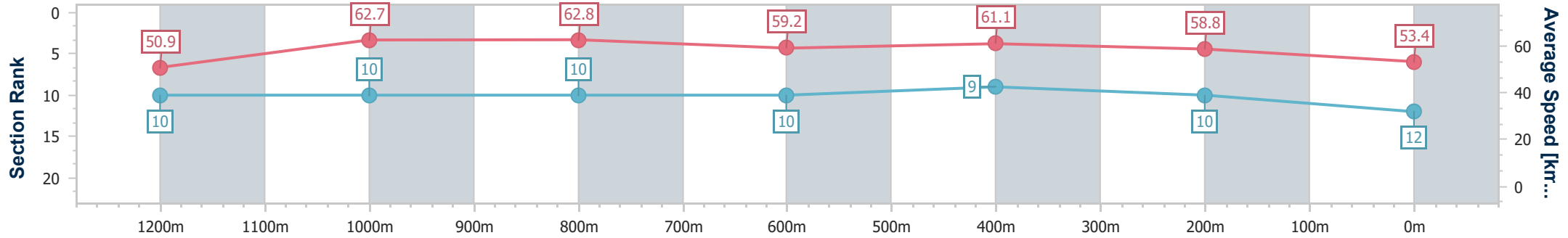


Sunshine Coast QLD Professional
 Race 8: RUMBA BEACH RESORT RATINGS BAND 0 - 58
 Handicap - 1400m
 21 May 2023 - 15:30



Track Rating: Soft 5, Weather: Fine, Rail Position: +6m

Section	Overall	1200m	1000m	800m	600m	400m	200m
Section Times	1:27.11 [12] (0:14.15)	1:12.96 [10] (0:11.47)	1:01.49 [10] (0:11.54)	0:49.95 [10] (0:12.29)	0:37.66 [10] (0:11.92)	0:25.74 [9] (0:12.25)	0:13.49 [10] (0:13.49)
Average Speed [km/h]	50.9	62.7	62.8	59.2	61.1	58.8	53.4
Top Speed [km/h]	62.6	63.1	63.7	61.0	62.6	60.5	58.3
Avg. Dist. to Rail [m]	2.6	2.5	2.3	1.6	2.2	7.5	9.9
Avg. Stride Freq. [Hz]	2.3	2.4	2.4	2.3	2.4	2.4	2.3
Avg. Stride Length [m]	6.1	7.1	7.0	6.9	7.0	6.8	6.4



- [] Ranking at each section and finish
- .-.- No data available at this section
- NA No data available



Horse/Jockey Name	Palatial Prince
Final Rank	13
Fastest Section Time (Section)	0:11.39 (1200m)
Top Speed [km/h] (Section)	64.2 (1200m)
Race State	Finished

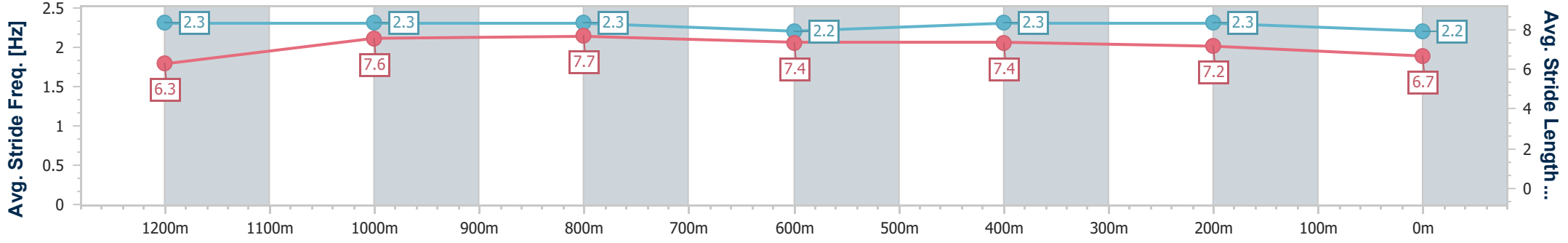
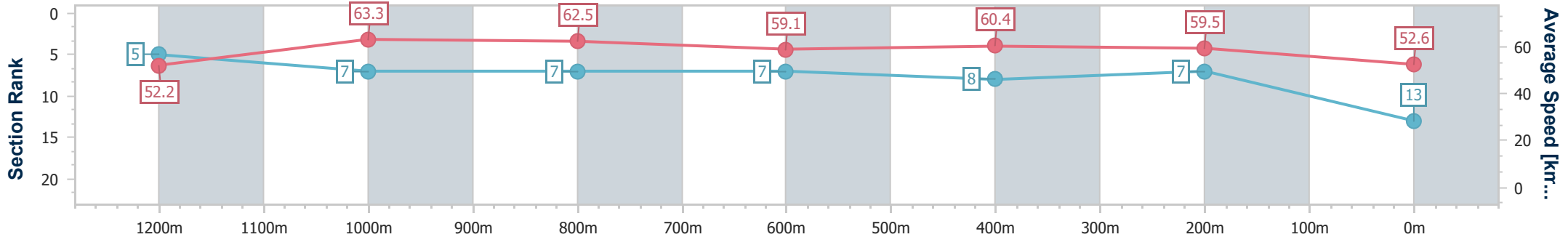


Sunshine Coast QLD Professional
 Race 8: RUMBA BEACH RESORT RATINGS BAND 0 - 58
 Handicap - 1400m
 21 May 2023 - 15:30



Track Rating: Soft 5, Weather: Fine, Rail Position: +6m

Section	Overall	1200m	1000m	800m	600m	400m	200m
Section Times	1:27.13 [13] (0:13.80)	1:13.33 [5] (0:11.39)	1:01.94 [7] (0:11.63)	0:50.31 [7] (0:12.39)	0:37.92 [7] (0:12.12)	0:25.80 [8] (0:12.11)	0:13.69 [7] (0:13.69)
Average Speed [km/h]	52.2	63.3	62.5	59.1	60.4	59.5	52.6
Top Speed [km/h]	63.9	64.2	63.3	60.8	61.3	61.3	57.3
Avg. Dist. to Rail [m]	6.5	4.4	3.7	3.1	3.0	7.7	8.6
Avg. Stride Freq. [Hz]	2.3	2.3	2.3	2.2	2.3	2.3	2.2
Avg. Stride Length [m]	6.3	7.6	7.7	7.4	7.4	7.2	6.7



- [] Ranking at each section and finish
- .-.- No data available at this section
- NA No data available



Horse/Jockey Name	Avared
Final Rank	14
Fastest Section Time (Section)	0:11.49 (1200m)
Top Speed [km/h] (Section)	64.6 (Overall)
Race State	Finished

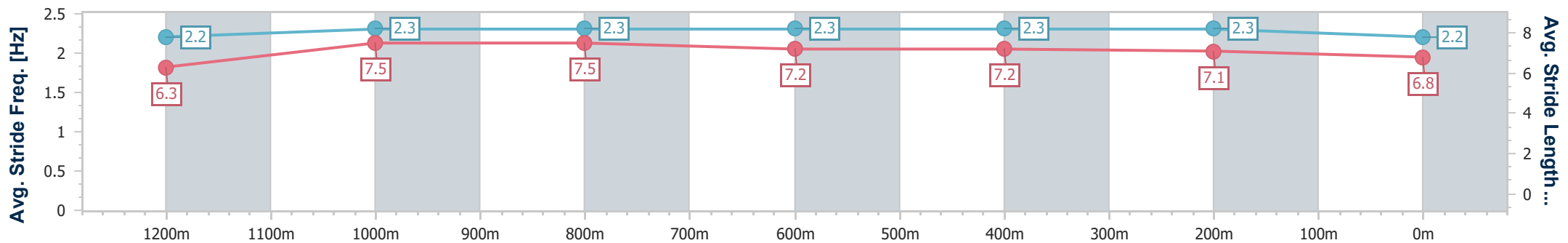
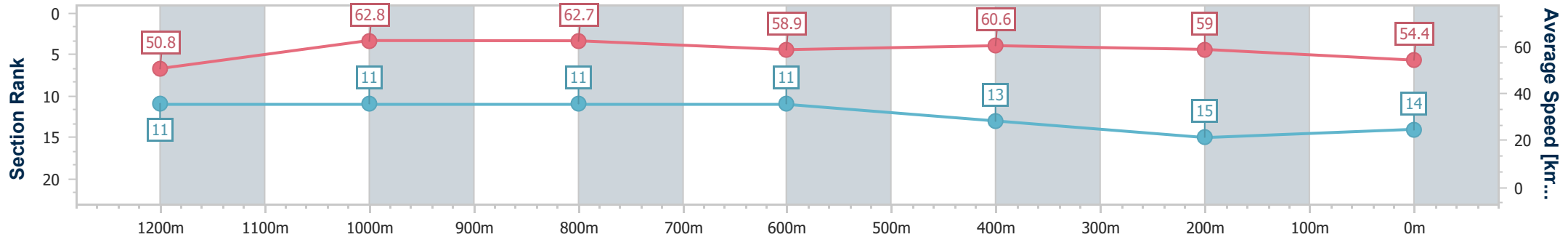


Sunshine Coast QLD Professional
 Race 8: RUMBA BEACH RESORT RATINGS BAND 0 - 58
 Handicap - 1400m
 21 May 2023 - 15:30



Track Rating: Soft 5, Weather: Fine, Rail Position: +6m

Section	Overall	1200m	1000m	800m	600m	400m	200m
Section Times	1:27.28 [14] (0:14.21)	1:13.07 [11] (0:11.49)	1:01.58 [11] (0:11.55)	0:50.03 [11] (0:12.43)	0:37.60 [11] (0:12.16)	0:25.44 [13] (0:12.21)	0:13.23 [15] (0:13.23)
Average Speed [km/h]	50.8	62.8	62.7	58.9	60.6	59.0	54.4
Top Speed [km/h]	64.6	63.5	64.4	61.6	63.0	60.7	57.9
Avg. Dist. to Rail [m]	7.5	2.9	2.5	2.7	4.1	9.0	9.2
Avg. Stride Freq. [Hz]	2.2	2.3	2.3	2.3	2.3	2.3	2.2
Avg. Stride Length [m]	6.3	7.5	7.5	7.2	7.2	7.1	6.8



- [] Ranking at each section and finish
- .-.- No data available at this section
- NA No data available



Horse/Jockey Name	Neretva
Final Rank	15
Fastest Section Time (Section)	0:11.23 (1200m)
Top Speed [km/h] (Section)	65.1 (1200m)
Race State	Finished

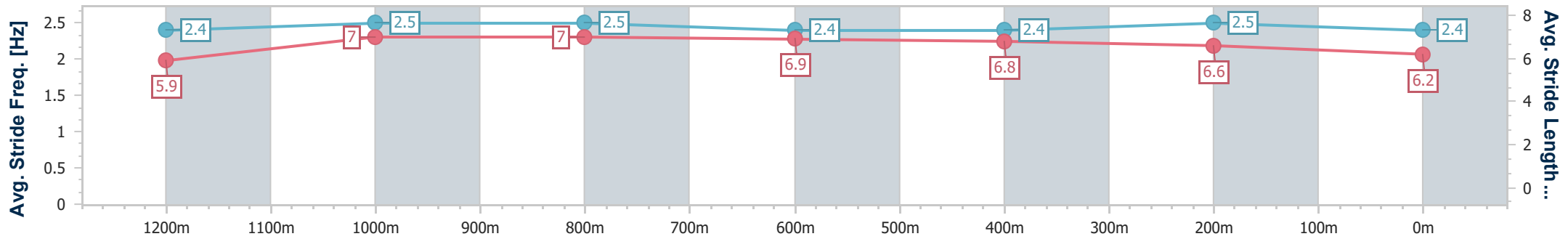
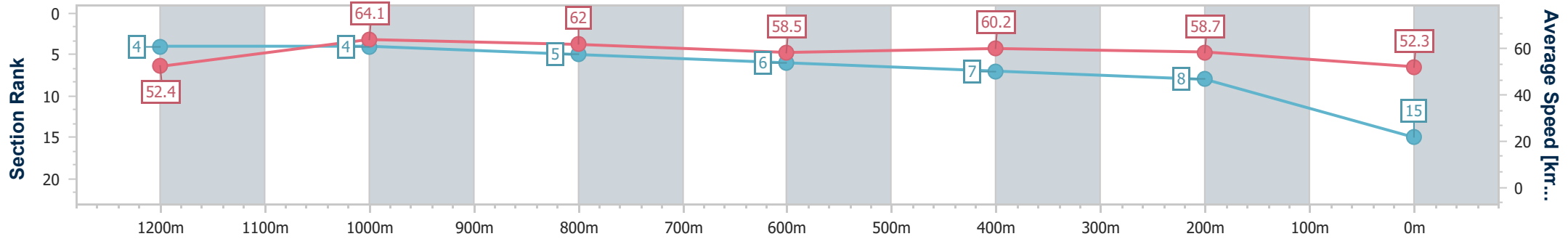


Sunshine Coast QLD Professional
 Race 8: RUMBA BEACH RESORT RATINGS BAND 0 - 58
 Handicap - 1400m
 21 May 2023 - 15:30



Track Rating: Soft 5, Weather: Fine, Rail Position: +6m

Section	Overall	1200m	1000m	800m	600m	400m	200m
Section Times	1:27.32 [15] (0:13.75)	1:13.57 [4] (0:11.23)	1:02.34 [4] (0:11.68)	0:50.66 [5] (0:12.50)	0:38.16 [6] (0:12.10)	0:26.06 [7] (0:12.29)	0:13.77 [8] (0:13.77)
Average Speed [km/h]	52.4	64.1	62.0	58.5	60.2	58.7	52.3
Top Speed [km/h]	64.9	65.1	64.1	59.9	61.3	60.3	56.5
Avg. Dist. to Rail [m]	5.0	3.0	2.5	2.4	2.3	6.1	6.8
Avg. Stride Freq. [Hz]	2.4	2.5	2.5	2.4	2.4	2.5	2.4
Avg. Stride Length [m]	5.9	7.0	7.0	6.9	6.8	6.6	6.2



- [] Ranking at each section and finish
- .-.- No data available at this section
- NA No data available



Horse/Jockey Name	Winston Blue
Final Rank	16
Fastest Section Time (Section)	0:11.78 (1200m)
Top Speed [km/h] (Section)	62.6 (Overall)
Race State	Finished

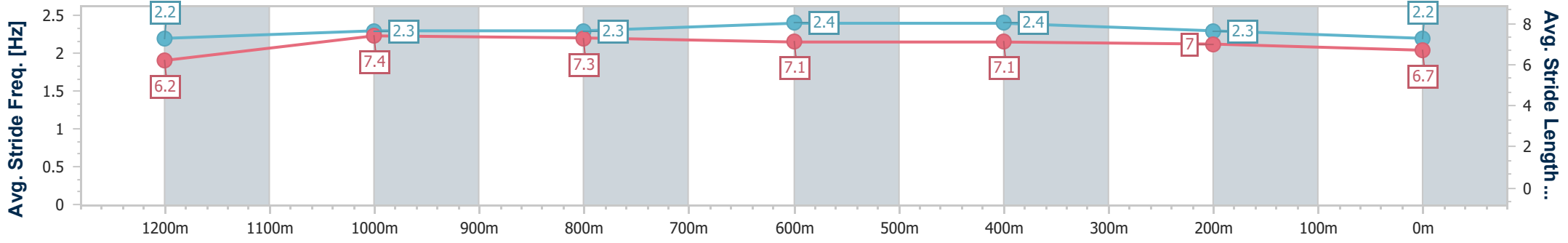
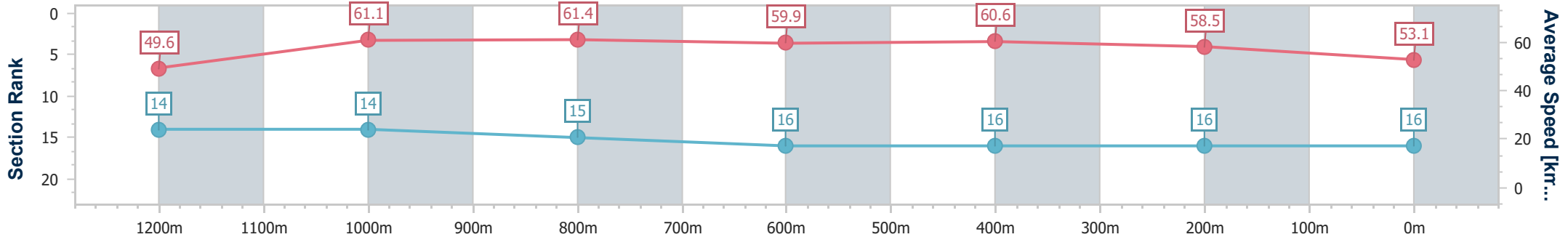


Sunshine Coast QLD Professional
 Race 8: RUMBA BEACH RESORT RATINGS BAND 0 - 58
 Handicap - 1400m
 21 May 2023 - 15:30



Track Rating: Soft 5, Weather: Fine, Rail Position: +6m

Section	Overall	1200m	1000m	800m	600m	400m	200m
Section Times	1:27.98 [16] (0:14.56)	1:13.42 [14] (0:11.78)	1:01.64 [14] (0:11.80)	0:49.84 [15] (0:12.08)	0:37.76 [16] (0:11.91)	0:25.85 [16] (0:12.31)	0:13.54 [16] (0:13.54)
Average Speed [km/h]	49.6	61.1	61.4	59.9	60.6	58.5	53.1
Top Speed [km/h]	62.6	61.9	62.6	61.9	61.9	61.2	56.8
Avg. Dist. to Rail [m]	7.3	1.7	2.0	1.0	0.5	3.2	4.4
Avg. Stride Freq. [Hz]	2.2	2.3	2.3	2.4	2.4	2.3	2.2
Avg. Stride Length [m]	6.2	7.4	7.3	7.1	7.1	7.0	6.7



- [] Ranking at each section and finish
- .-.- No data available at this section
- NA No data available