



# Sunshine Coast QLD Professional

## Race 10: BARRIER REEF POOLS Class 2 Handicap - 1000m



21 May 2023 - 16:49

Track Rating: Soft 5, Weather: Fine, Rail Position: +6m

Section		Overall	800m	600m	400m	200m	Last 600m					
Field Times		0:58.36 (0:13.21)	0:45.15 (0:10.81)	0:34.34 (0:11.41)	0:22.93 (0:11.30)	0:11.63 (0:11.63)	0:34.34					
Rank	TAB Horse/Jockey	Barrier	Top Speed [km/h]	Fastest Section	Margin			Distance Travelled [m]				
1	8 <b>POCKET FULL</b> Justin Huxtable	2	67.9 800m	0:10.79 800m	0:58.36 [1] (0:13.59)	0:44.77 [6] (0:10.79)	0:33.98 [6] (0:11.29)	0:22.69 [6] (0:11.06)	0:11.63 [1] (0:11.63)	0:58.36	0:33.98	
2	1 <b>AMBITIOUS SPIRIT</b> Ryan Maloney	5	68.8 800m	0:10.86 400m	0:58.49 [2] (0:13.70)	0:44.79 [10] (0:10.96)	0:33.83 [11] (0:11.38)	0:22.45 [11] (0:10.86)	0:11.59 [6] (0:11.59)	0.5L	0:33.83	+6
3	16 <b>ZOUMETEOR</b> Jake Bayliss	1	67.1 Overall	0:10.82 800m	0:58.64 [3] (0:13.64)	0:45.00 [9] (0:10.82)	0:34.18 [9] (0:11.27)	0:22.91 [7] (0:11.13)	0:11.78 [4] (0:11.78)	1.3L	0:34.18	-1
4	9 <b>WHAT A SHAM</b> Jaden Lloyd	3	67.3 800m	0:11.00 800m	0:58.80 [4] (0:13.81)	0:44.99 [12] (0:11.00)	0:33.99 [12] (0:11.26)	0:22.73 [12] (0:11.03)	0:11.70 [9] (0:11.70)	2.1L	0:33.99	+4
5	21 <b>CRAIGLEA LA VIE</b> Anthony Allen	19	69.2 800m	0:10.76 800m	0:58.80 [5] (0:13.26)	0:45.54 [3] (0:10.76)	0:34.78 [1] (0:11.41)	0:23.37 [1] (0:11.31)	0:12.06 [2] (0:12.06)	2.2L	0:34.78	+4
6	13 <b>QUIRIN</b> Taylor Marshall	17	68.7 800m	0:10.84 800m	0:58.86 [6] (0:13.24)	0:45.62 [2] (0:10.84)	0:34.78 [3] (0:11.51)	0:23.27 [3] (0:11.16)	0:12.11 [3] (0:12.11)	2.5L	0:34.78	+8
7	10 <b>SMASHINGPLATES</b> Tiffani Brooker	4	68.2 Overall	0:10.73 800m	0:58.90 [7] (0:13.45)	0:45.45 [5] (0:10.73)	0:34.72 [4] (0:11.44)	0:23.28 [5] (0:11.27)	0:12.01 [5] (0:12.01)	2.7L	0:34.72	+4
8	7 <b>KING'S EXPRESS</b> Michael Cahill	10	68.5 800m	0:10.94 800m	0:59.61 [8] (0:13.62)	0:45.99 [8] (0:10.94)	0:35.05 [10] (0:11.39)	0:23.66 [10] (0:11.23)	0:12.43 [11] (0:12.43)	6.7L	0:35.05	+5
9	17 <b>COUNTESS TESSA</b> Ben Thompson	15	69.8 800m	0:10.86 800m	0:59.63 [9] (0:13.21)	0:46.42 [1] (0:10.86)	0:35.56 [2] (0:11.39)	0:24.17 [2] (0:11.48)	0:12.69 [7] (0:12.69)	6.8L	0:35.56	+2
10	18 <b>LANSBROOK</b> Alisha Donald	8	69.3 Overall	0:10.72 800m	0:59.66 [10] (0:13.71)	0:45.95 [11] (0:10.72)	0:35.23 [7] (0:11.41)	0:23.82 [9] (0:11.45)	0:12.37 [12] (0:12.37)	6.9L	0:35.23	+2

Scratched: Big Short (#2), Mr Galazi (#3), Nord Lyon (#4), Kobe Lad (#6), Najah (#11), Taormina Duchess (#12), Lady Falvelon (#14), Sneaky Starter (#15), Super Zamboni (#20), Catwalk Criminal (#22), Zi Win



# Sunshine Coast QLD Professional

## Race 10: BARRIER REEF POOLS Class 2 Handicap - 1000m



21 May 2023 - 16:49

Track Rating: Soft 5, Weather: Fine, Rail Position: +6m

Section	Overall	800m	600m	400m	200m	Last 600m
Field Times	0:58.36 (0:13.21)	0:45.15 (0:10.81)	0:34.34 (0:11.41)	0:22.93 (0:11.30)	0:11.63 (0:11.63)	0:34.34

Rank	TAB	Horse/Jockey	Barrier	Top Speed [km/h]	Fastest Section	Margin	Distance Travelled [m]
11	19	MARCH FORWARD Mark Du Plessis	7	67.4	0:10.93 Overall 800m (0:13.31)	7.7L	+5
					0:59.80 [11] (0:10.93)		
					0:46.49 [4] (0:10.93)		
					0:35.56 [5] (0:11.36)		
					0:24.20 [4] (0:11.45)		
					0:12.75 [8] (0:12.75)		
12	5	CHART BUSTER Brodie Loy	11	68.7	0:10.84 Overall 800m (0:13.61)	9.2L	+3
					1:00.06 [12] (0:10.84)		
					0:46.45 [7] (0:10.84)		
					0:35.61 [8] (0:11.29)		
					0:24.32 [8] (0:11.42)		
					0:12.90 [10] (0:12.90)		

Scratched: Big Short (#2), Mr Galazi (#3), Nord Lyon (#4), Kobe Lad (#6), Najah (#11), Taormina Duchess (#12), Lady Falvelon (#14), Sneaky Starter (#15), Super Zamboni (#20), Catwalk Criminal (#22), Zi Win

[ ] Ranking at each section and finish  
 -:-:-:- No data available at this section  
 NA No data available

SCN Saddle cloth number  
 DNF Did not finish  
 DNT Did not track



Horse/Jockey Name	Pocket Full
Final Rank	1
Fastest Section Time (Section)	0:10.79 (800m)
Top Speed [km/h] (Section)	67.9 (800m)
Race State	Finished



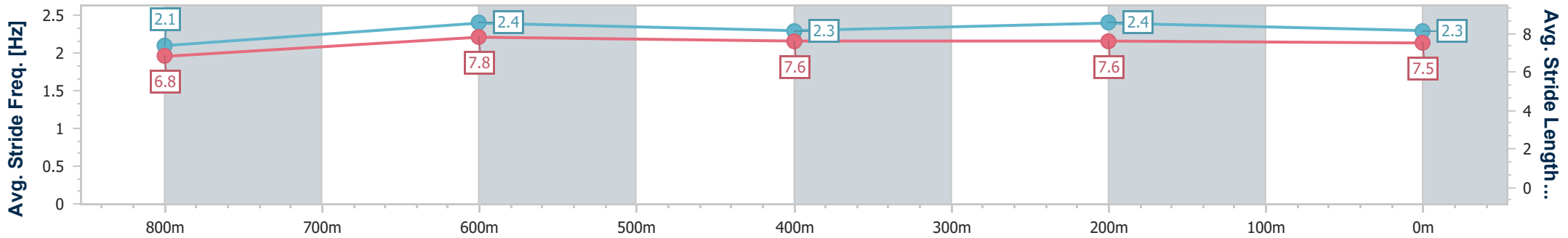
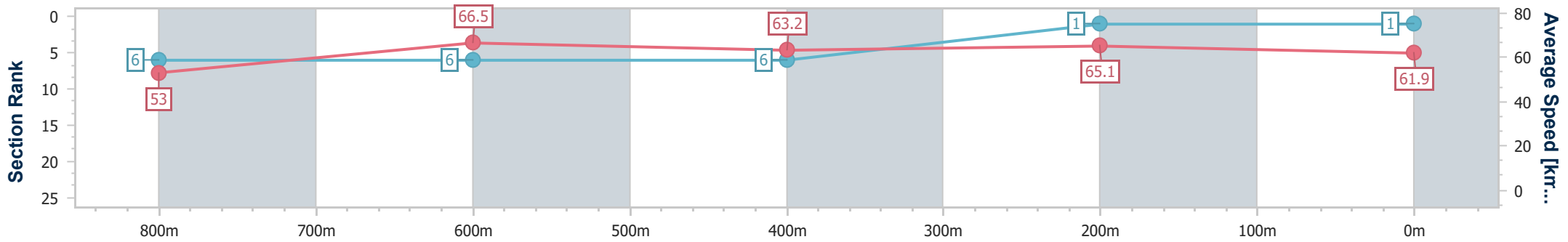
Sunshine Coast QLD Professional  
Race 10: BARRIER REEF POOLS Class 2 Handicap - 1000m



21 May 2023 - 16:49

Track Rating: Soft 5, Weather: Fine, Rail Position: +6m

Section	Overall	800m	600m	400m	200m
Section Times	0:58.36 [1] (0:13.59)	0:44.77 [6] (0:10.79)	0:33.98 [6] (0:11.29)	0:22.69 [6] (0:11.06)	0:11.63 [1] (0:11.63)
Average Speed [km/h]	53.0	66.5	63.2	65.1	61.9
Top Speed [km/h]	67.8	67.9	65.4	66.1	65.2
Avg. Dist. to Rail [m]	3.5	0.9	1.7	0.6	2.3
Avg. Stride Freq. [Hz]	2.1	2.4	2.3	2.4	2.3
Avg. Stride Length [m]	6.8	7.8	7.6	7.6	7.5



- [ ] Ranking at each section and finish
- .-.- No data available at this section
- NA No data available



Horse/Jockey Name	Ambitious Spirit
Final Rank	2
Fastest Section Time (Section)	0:10.86 (400m)
Top Speed [km/h] (Section)	68.8 (800m)
Race State	Finished



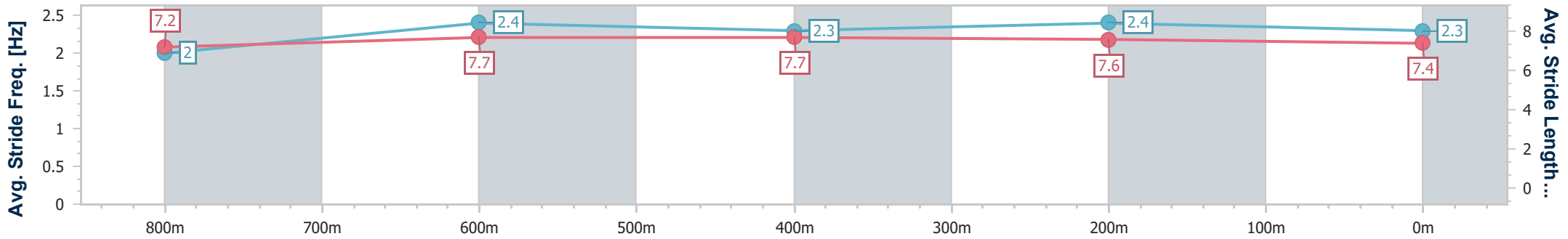
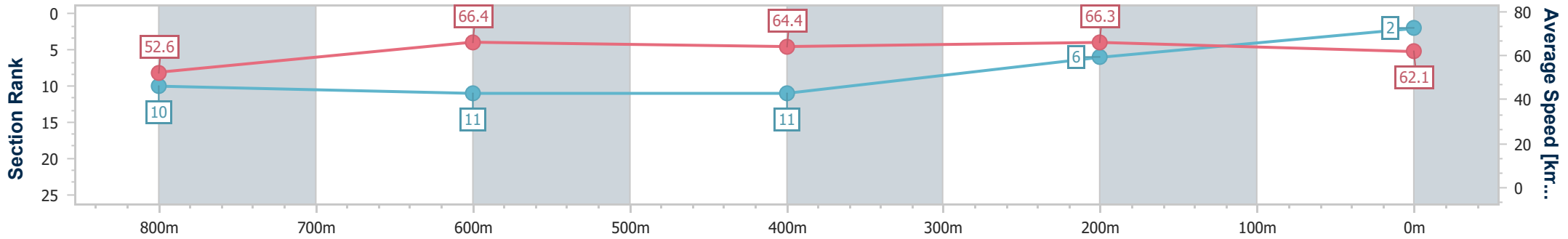
Sunshine Coast QLD Professional  
Race 10: BARRIER REEF POOLS Class 2 Handicap - 1000m



21 May 2023 - 16:49

Track Rating: Soft 5, Weather: Fine, Rail Position: +6m

Section	Overall	800m	600m	400m	200m
Section Times	0:58.49 [2] (0:13.70)	0:44.79 [10] (0:10.96)	0:33.83 [11] (0:11.38)	0:22.45 [11] (0:10.86)	0:11.59 [6] (0:11.59)
Average Speed [km/h]	52.6	66.4	64.4	66.3	62.1
Top Speed [km/h]	68.2	68.8	65.6	67.7	66.5
Avg. Dist. to Rail [m]	5.7	2.7	2.8	7.6	7.0
Avg. Stride Freq. [Hz]	2.0	2.4	2.3	2.4	2.3
Avg. Stride Length [m]	7.2	7.7	7.7	7.6	7.4



- [ ] Ranking at each section and finish
- .-.- No data available at this section
- NA No data available



Horse/Jockey Name	Zoumeteor
Final Rank	3
Fastest Section Time (Section)	0:10.82 (800m)
Top Speed [km/h] (Section)	67.1 (Overall)
Race State	Finished



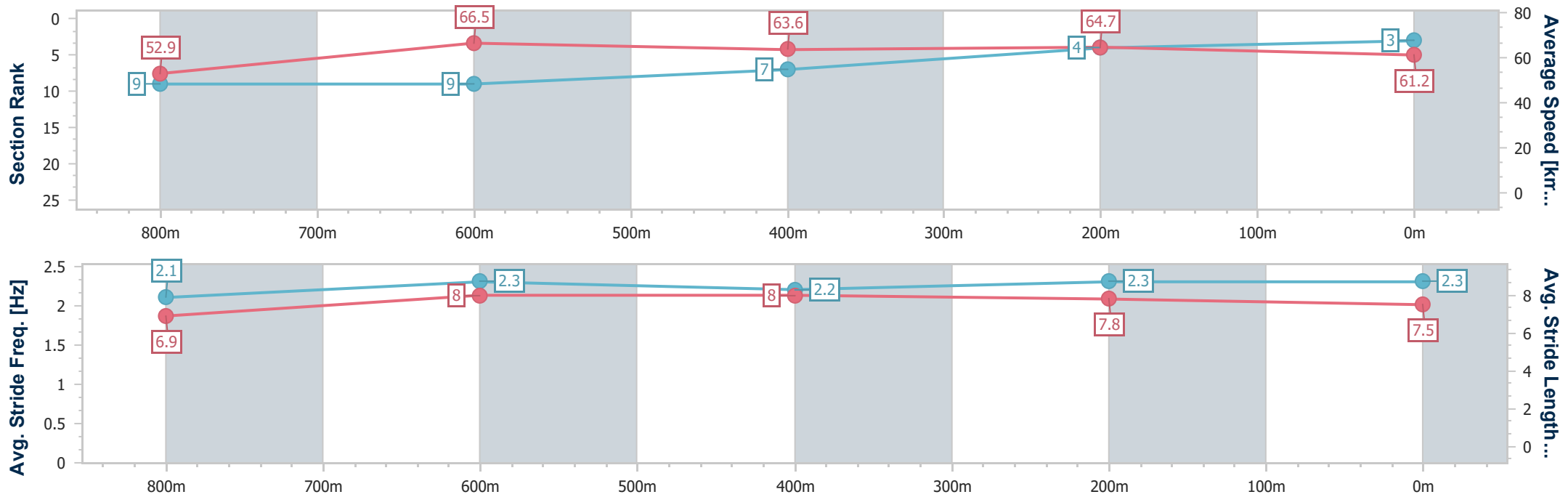
Sunshine Coast QLD Professional  
Race 10: BARRIER REEF POOLS Class 2 Handicap - 1000m



21 May 2023 - 16:49

Track Rating: Soft 5, Weather: Fine, Rail Position: +6m

Section	Overall	800m	600m	400m	200m
Section Times	0:58.64 [3] (0:13.64)	0:45.00 [9] (0:10.82)	0:34.18 [9] (0:11.27)	0:22.91 [7] (0:11.13)	0:11.78 [4] (0:11.78)
Average Speed [km/h]	52.9	66.5	63.6	64.7	61.2
Top Speed [km/h]	67.1	67.1	66.6	66.0	64.7
Avg. Dist. to Rail [m]	2.3	0.6	0.9	1.2	1.5
Avg. Stride Freq. [Hz]	2.1	2.3	2.2	2.3	2.3
Avg. Stride Length [m]	6.9	8.0	8.0	7.8	7.5



- [ ] Ranking at each section and finish
- .-.- No data available at this section
- NA No data available



Horse/Jockey Name	What A Sham
Final Rank	4
Fastest Section Time (Section)	0:11.00 (800m)
Top Speed [km/h] (Section)	67.3 (800m)
Race State	Finished



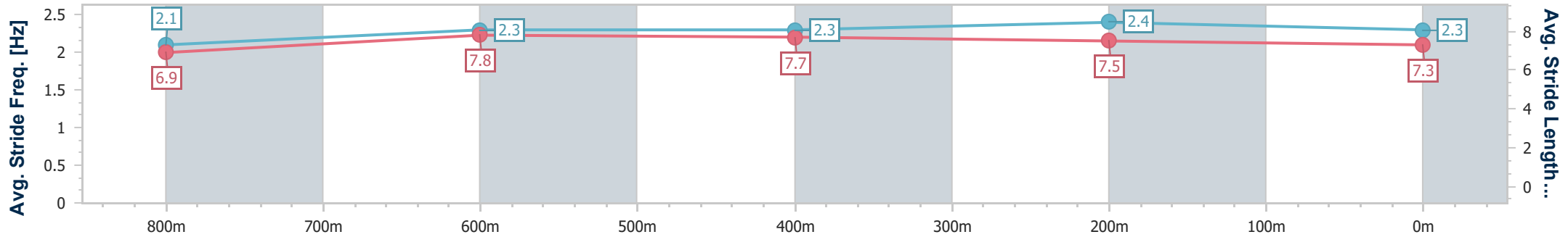
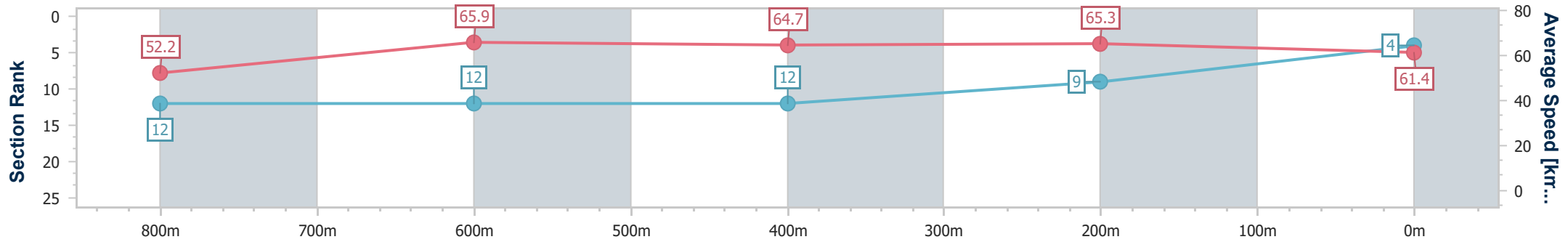
Sunshine Coast QLD Professional  
Race 10: BARRIER REEF POOLS Class 2 Handicap - 1000m



21 May 2023 - 16:49

Track Rating: Soft 5, Weather: Fine, Rail Position: +6m

Section	Overall	800m	600m	400m	200m
Section Times	0:58.80 [4] (0:13.81)	0:44.99 [12] (0:11.00)	0:33.99 [12] (0:11.26)	0:22.73 [12] (0:11.03)	0:11.70 [9] (0:11.70)
Average Speed [km/h]	52.2	65.9	64.7	65.3	61.4
Top Speed [km/h]	67.0	67.3	66.5	66.8	64.1
Avg. Dist. to Rail [m]	3.6	1.6	1.9	4.5	4.1
Avg. Stride Freq. [Hz]	2.1	2.3	2.3	2.4	2.3
Avg. Stride Length [m]	6.9	7.8	7.7	7.5	7.3



- [ ] Ranking at each section and finish
- .-.- No data available at this section
- NA No data available



Horse/Jockey Name	Craiglea La Vie
Final Rank	5
Fastest Section Time (Section)	0:10.76 (800m)
Top Speed [km/h] (Section)	69.2 (800m)
Race State	Finished



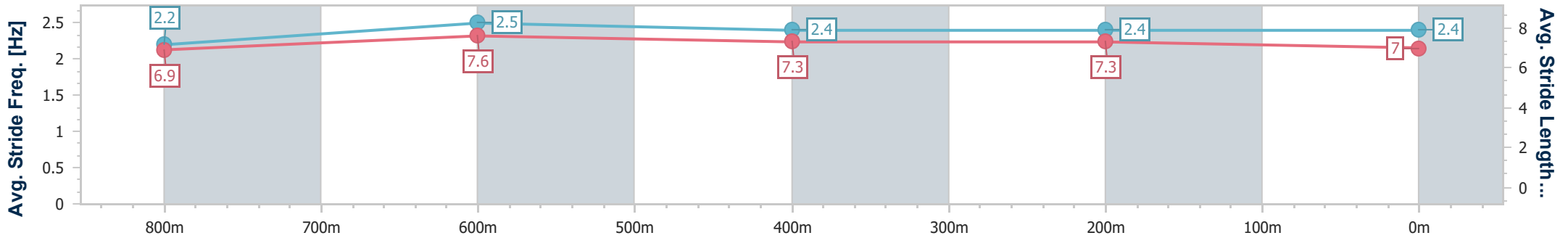
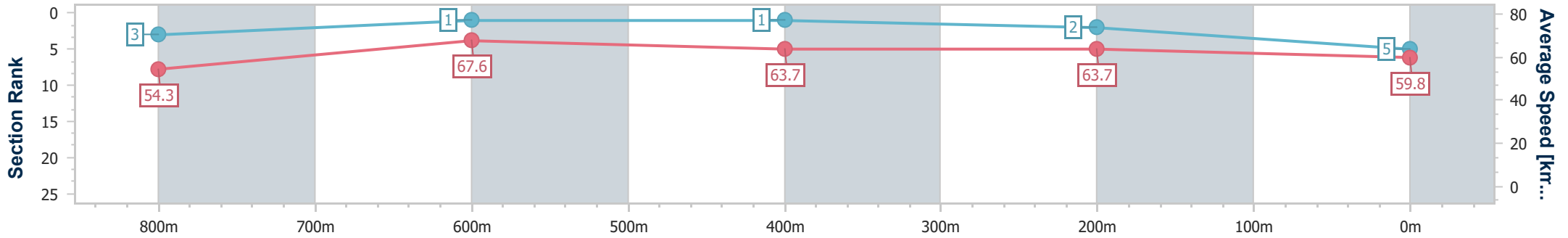
Sunshine Coast QLD Professional  
Race 10: BARRIER REEF POOLS Class 2 Handicap - 1000m



21 May 2023 - 16:49

Track Rating: Soft 5, Weather: Fine, Rail Position: +6m

Section	Overall	800m	600m	400m	200m
Section Times	0:58.80 [5] (0:13.26)	0:45.54 [3] (0:10.76)	0:34.78 [1] (0:11.41)	0:23.37 [1] (0:11.31)	0:12.06 [2] (0:12.06)
Average Speed [km/h]	54.3	67.6	63.7	63.7	59.8
Top Speed [km/h]	68.9	69.2	65.4	64.4	62.5
Avg. Dist. to Rail [m]	12.0	3.3	1.7	4.2	6.6
Avg. Stride Freq. [Hz]	2.2	2.5	2.4	2.4	2.4
Avg. Stride Length [m]	6.9	7.6	7.3	7.3	7.0



- [ ] Ranking at each section and finish
- .-.- No data available at this section
- NA No data available



Horse/Jockey Name	Quirin
Final Rank	6
Fastest Section Time (Section)	0:10.84 (800m)
Top Speed [km/h] (Section)	68.7 (800m)
Race State	Finished



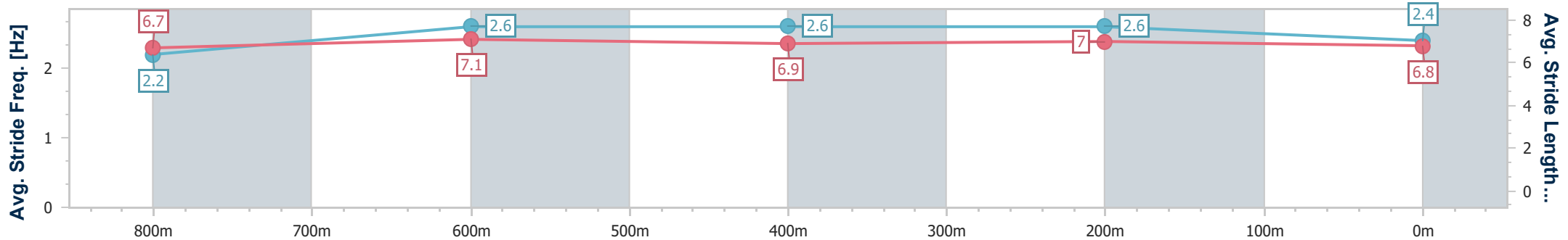
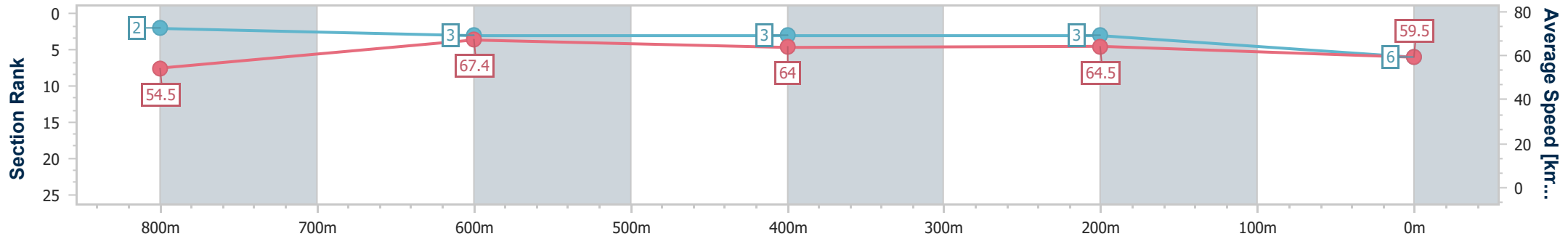
Sunshine Coast QLD Professional  
Race 10: BARRIER REEF POOLS Class 2 Handicap - 1000m



21 May 2023 - 16:49

Track Rating: Soft 5, Weather: Fine, Rail Position: +6m

Section	Overall	800m	600m	400m	200m
Section Times	0:58.86 [6] (0:13.24)	0:45.62 [2] (0:10.84)	0:34.78 [3] (0:11.51)	0:23.27 [3] (0:11.16)	0:12.11 [3] (0:12.11)
Average Speed [km/h]	54.5	67.4	64.0	64.5	59.5
Top Speed [km/h]	68.4	68.7	65.3	64.9	63.5
Avg. Dist. to Rail [m]	10.9	3.9	4.1	5.7	5.2
Avg. Stride Freq. [Hz]	2.2	2.6	2.6	2.6	2.4
Avg. Stride Length [m]	6.7	7.1	6.9	7.0	6.8



- [ ] Ranking at each section and finish
- .-.- No data available at this section
- NA No data available





Horse/Jockey Name	Smashingplates
Final Rank	7
Fastest Section Time (Section)	0:10.73 (800m)
Top Speed [km/h] (Section)	68.2 (Overall)
Race State	Finished

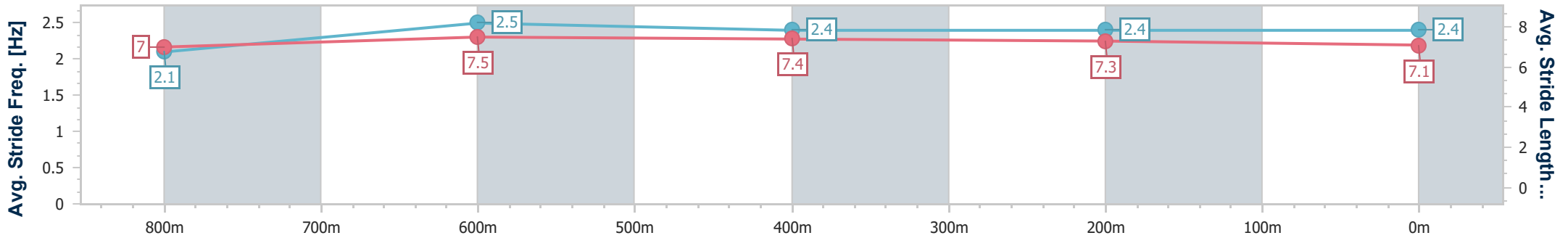
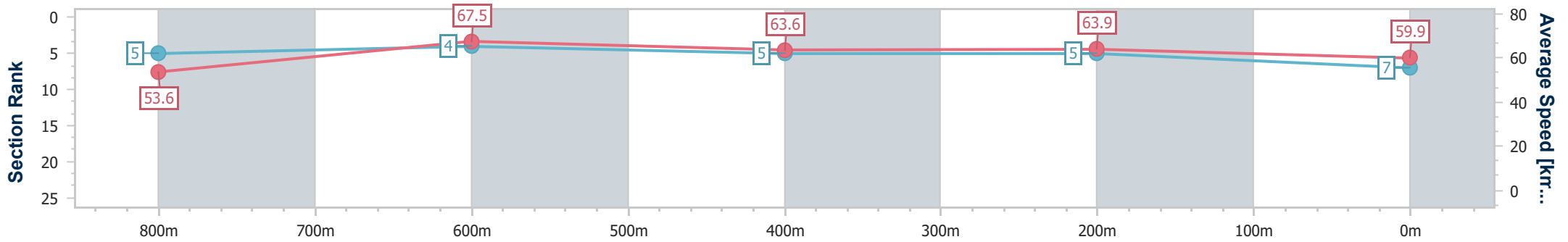


Sunshine Coast QLD Professional  
Race 10: BARRIER REEF POOLS Class 2 Handicap - 1000m



21 May 2023 - 16:49  
Track Rating: Soft 5, Weather: Fine, Rail Position: +6m

Section	Overall	800m	600m	400m	200m
Section Times	0:58.90 [7] (0:13.45)	0:45.45 [5] (0:10.73)	0:34.72 [4] (0:11.44)	0:23.28 [5] (0:11.27)	0:12.01 [5] (0:12.01)
Average Speed [km/h]	53.6	67.5	63.6	63.9	59.9
Top Speed [km/h]	68.2	68.2	65.8	65.6	63.1
Avg. Dist. to Rail [m]	5.0	2.1	1.7	4.0	6.5
Avg. Stride Freq. [Hz]	2.1	2.5	2.4	2.4	2.4
Avg. Stride Length [m]	7.0	7.5	7.4	7.3	7.1



- [ ] Ranking at each section and finish
- .-.- No data available at this section
- NA No data available



Horse/Jockey Name	King's Express
Final Rank	8
Fastest Section Time (Section)	0:10.94 (800m)
Top Speed [km/h] (Section)	68.5 (800m)
Race State	Finished



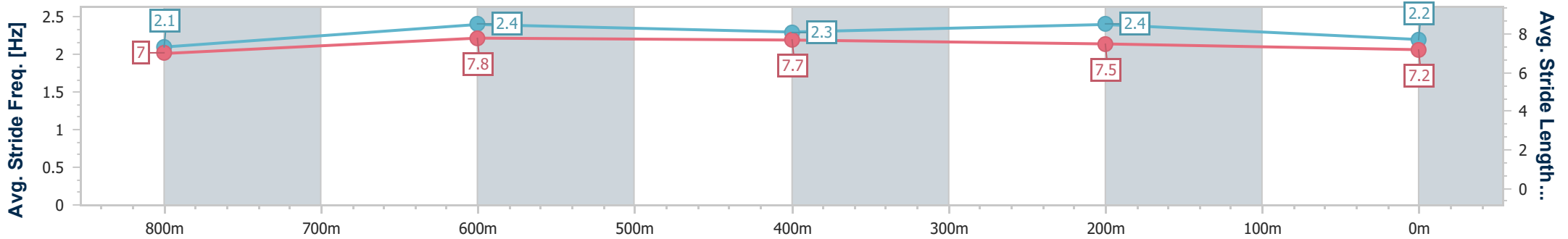
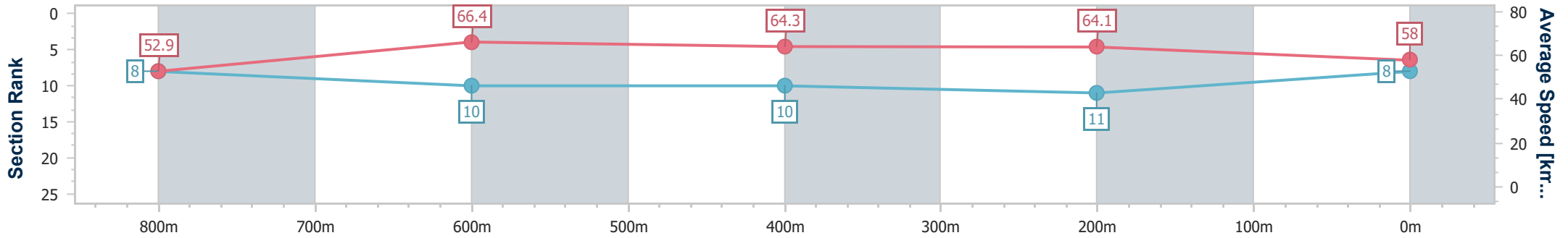
Sunshine Coast QLD Professional  
Race 10: BARRIER REEF POOLS Class 2 Handicap - 1000m



21 May 2023 - 16:49

Track Rating: Soft 5, Weather: Fine, Rail Position: +6m

Section	Overall	800m	600m	400m	200m
Section Times	0:59.61 [8] (0:13.62)	0:45.99 [8] (0:10.94)	0:35.05 [10] (0:11.39)	0:23.66 [10] (0:11.23)	0:12.43 [11] (0:12.43)
Average Speed [km/h]	52.9	66.4	64.3	64.1	58.0
Top Speed [km/h]	67.2	68.5	64.7	66.0	62.2
Avg. Dist. to Rail [m]	8.5	2.8	2.7	8.7	9.5
Avg. Stride Freq. [Hz]	2.1	2.4	2.3	2.4	2.2
Avg. Stride Length [m]	7.0	7.8	7.7	7.5	7.2



- [ ] Ranking at each section and finish
- .-.- No data available at this section
- NA No data available



Horse/Jockey Name	Countess Tessa
Final Rank	9
Fastest Section Time (Section)	0:10.86 (800m)
Top Speed [km/h] (Section)	69.8 (800m)
Race State	Finished



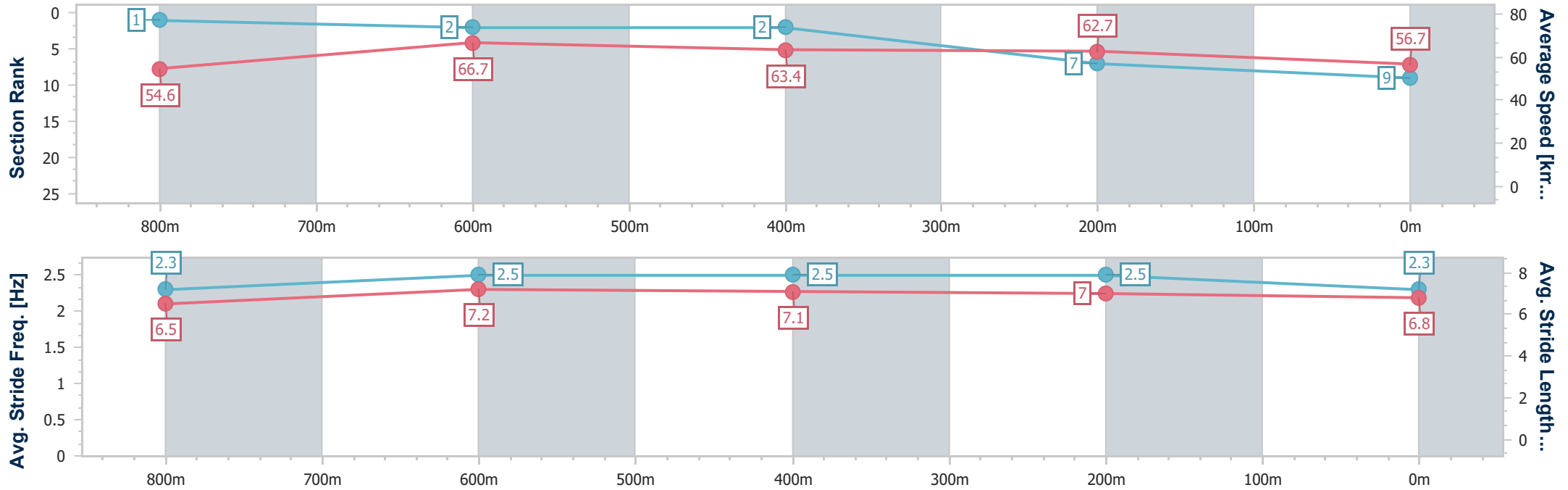
Sunshine Coast QLD Professional  
Race 10: BARRIER REEF POOLS Class 2 Handicap - 1000m



21 May 2023 - 16:49

Track Rating: Soft 5, Weather: Fine, Rail Position: +6m

Section	Overall	800m	600m	400m	200m
Section Times	0:59.63 [9] (0:13.21)	0:46.42 [1] (0:10.86)	0:35.56 [2] (0:11.39)	0:24.17 [2] (0:11.48)	0:12.69 [7] (0:12.69)
Average Speed [km/h]	54.6	66.7	63.4	62.7	56.7
Top Speed [km/h]	68.5	69.8	63.8	63.8	61.1
Avg. Dist. to Rail [m]	9.5	1.4	0.6	0.8	1.7
Avg. Stride Freq. [Hz]	2.3	2.5	2.5	2.5	2.3
Avg. Stride Length [m]	6.5	7.2	7.1	7.0	6.8



- [ ] Ranking at each section and finish
- .-.- No data available at this section
- NA No data available



Horse/Jockey Name	Lansbrook
Final Rank	10
Fastest Section Time (Section)	0:10.72 (800m)
Top Speed [km/h] (Section)	69.3 (Overall)
Race State	Finished

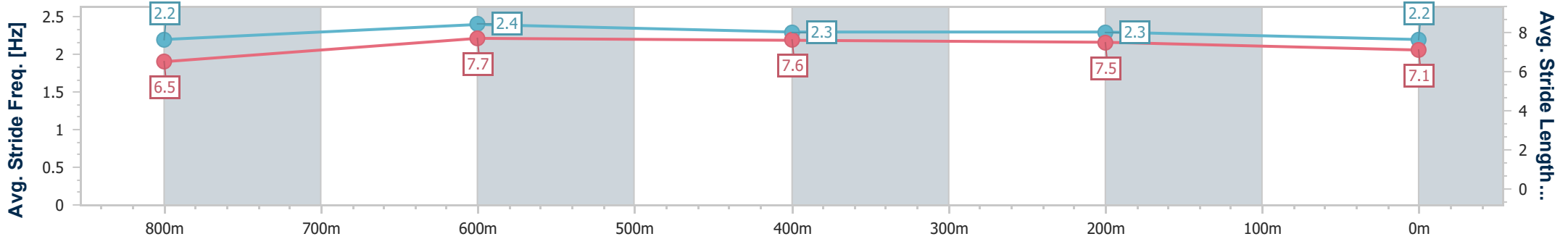
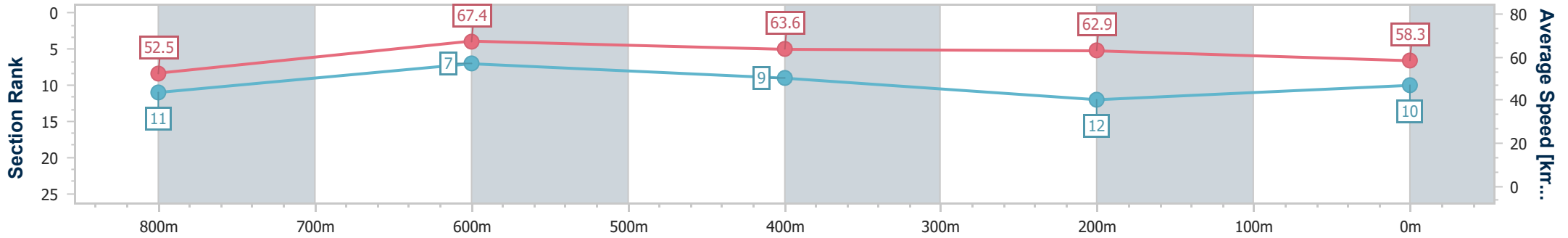


Sunshine Coast QLD Professional  
Race 10: BARRIER REEF POOLS Class 2 Handicap - 1000m



21 May 2023 - 16:49  
Track Rating: Soft 5, Weather: Fine, Rail Position: +6m

Section	Overall	800m	600m	400m	200m
Section Times	0:59.66 [10] (0:13.71)	0:45.95 [11] (0:10.72)	0:35.23 [7] (0:11.41)	0:23.82 [9] (0:11.45)	0:12.37 [12] (0:12.37)
Average Speed [km/h]	52.5	67.4	63.6	62.9	58.3
Top Speed [km/h]	69.3	68.8	65.8	63.8	61.3
Avg. Dist. to Rail [m]	7.1	1.2	1.4	4.3	3.3
Avg. Stride Freq. [Hz]	2.2	2.4	2.3	2.3	2.2
Avg. Stride Length [m]	6.5	7.7	7.6	7.5	7.1



- [ ] Ranking at each section and finish
- .-.- No data available at this section
- NA No data available



Horse/Jockey Name	March Forward
Final Rank	11
Fastest Section Time (Section)	0:10.93 (800m)
Top Speed [km/h] (Section)	67.4 (Overall)
Race State	Finished

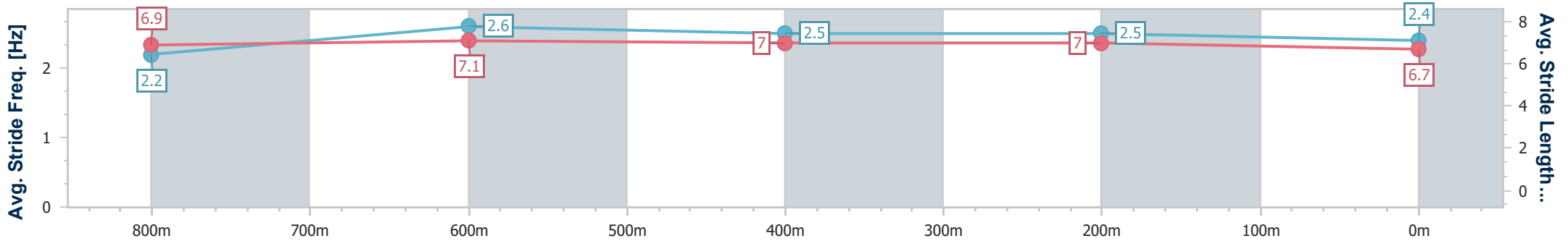
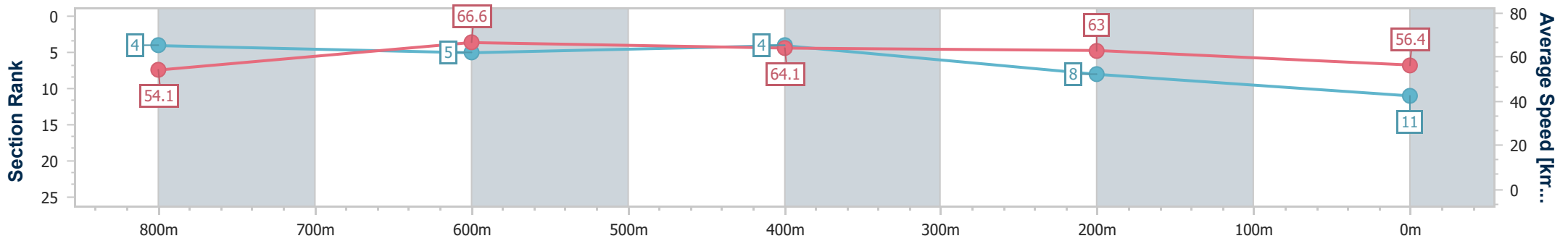


Sunshine Coast QLD Professional  
Race 10: BARRIER REEF POOLS Class 2 Handicap - 1000m



21 May 2023 - 16:49  
Track Rating: Soft 5, Weather: Fine, Rail Position: +6m

Section	Overall	800m	600m	400m	200m
Section Times	0:59.80 [11] (0:13.31)	0:46.49 [4] (0:10.93)	0:35.56 [5] (0:11.36)	0:24.20 [4] (0:11.45)	0:12.75 [8] (0:12.75)
Average Speed [km/h]	54.1	66.6	64.1	63.0	56.4
Top Speed [km/h]	67.4	67.2	65.4	63.5	62.0
Avg. Dist. to Rail [m]	7.0	2.7	2.1	5.3	6.9
Avg. Stride Freq. [Hz]	2.2	2.6	2.5	2.5	2.4
Avg. Stride Length [m]	6.9	7.1	7.0	7.0	6.7



- [ ] Ranking at each section and finish
- .-.- No data available at this section
- NA No data available



Horse/Jockey Name	Chart Buster
Final Rank	12
Fastest Section Time (Section)	0:10.84 (800m)
Top Speed [km/h] (Section)	68.7 (Overall)
Race State	Finished



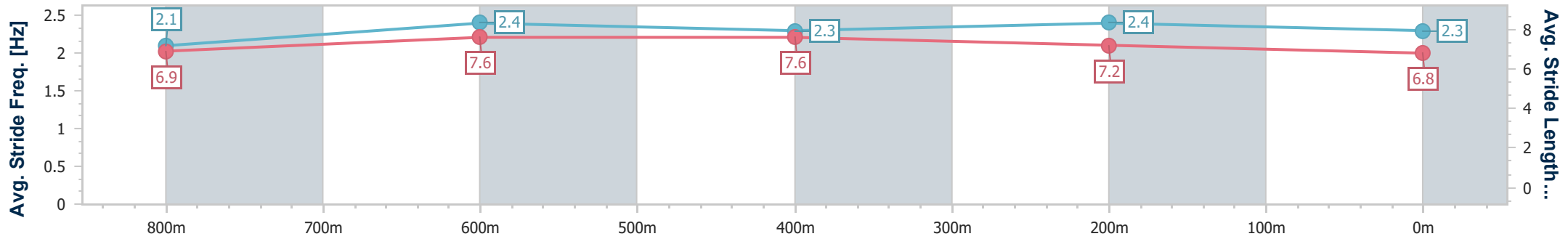
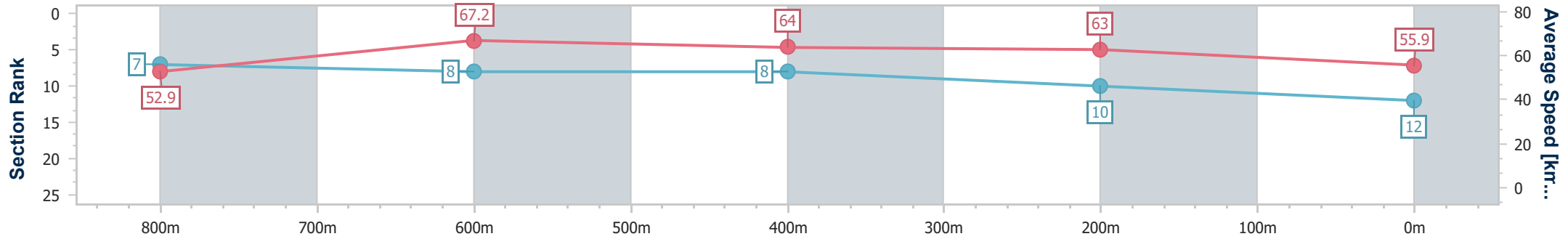
Sunshine Coast QLD Professional  
Race 10: BARRIER REEF POOLS Class 2 Handicap - 1000m



21 May 2023 - 16:49

Track Rating: Soft 5, Weather: Fine, Rail Position: +6m

Section	Overall	800m	600m	400m	200m
Section Times	1:00.06 [12] (0:13.61)	0:46.45 [7] (0:10.84)	0:35.61 [8] (0:11.29)	0:24.32 [8] (0:11.42)	0:12.90 [10] (0:12.90)
Average Speed [km/h]	52.9	67.2	64.0	63.0	55.9
Top Speed [km/h]	68.7	68.0	65.4	64.5	60.8
Avg. Dist. to Rail [m]	9.3	3.2	0.9	5.8	7.2
Avg. Stride Freq. [Hz]	2.1	2.4	2.3	2.4	2.3
Avg. Stride Length [m]	6.9	7.6	7.6	7.2	6.8



- [ ] Ranking at each section and finish
- .-.- No data available at this section
- NA No data available