



# Sunshine Coast QLD Professional

## Race 6: WE BUILD POOLS RATINGS BAND 0 - 58 Handicap - 1800m

26 May 2023 - 18:30



Track Rating: Good 4, Weather: Fine, Rail Position: +9m

Section	Field Times	Overall	1600m	1400m	1200m	1000m	800m	600m	Last 600m					
		1:51.86 (0:13.93)	1:37.93 (0:11.19)	1:26.74 (0:12.06)	1:14.68 (0:12.53)	1:02.15 (0:12.74)	0:49.41 (0:12.83)	0:36.58 (0:12.36)	0:36.58					
Rank	TAB	Horse/Jockey	Barrier	Top Speed [km/h]	Fastest Section					Distance Travelled [m]				
1	3	LEORED Ben Thompson	14	63.1 400m	0:11.59 400m	1:51.86 [1] (0:15.35)	1:36.51 [12] (0:11.76)	1:24.75 [12] (0:12.03)	1:12.72 [12] (0:12.07)	1:00.65 [11] (0:12.54)	0:48.11 [11] (0:12.49)	0:35.62 [10] (0:11.82)	0:35.62	
2	6	QUOTANT Michael Murphy	4	64.4 1600m	0:11.35 1600m	1:51.96 [2] (0:14.31)	1:37.65 [5] (0:11.35)	1:26.30 [4] (0:12.05)	1:14.25 [3] (0:12.36)	1:01.89 [3] (0:12.69)	0:49.20 [3] (0:12.73)	0:36.47 [3] (0:12.35)	0:36.47	-1
3	7	ABOVE THE SKY Taylor Marshall	5	63.7 Overall	0:11.59 1600m	1:52.09 [3] (0:14.00)	1:38.09 [2] (0:11.59)	1:26.50 [3] (0:12.23)	1:14.27 [4] (0:12.35)	1:01.92 [4] (0:12.70)	0:49.22 [4] (0:12.77)	0:36.45 [4] (0:12.01)	0:36.45	+3
4	12	AMBER BLONDE Tahlia Fenlon	10	63.3 1600m	0:11.69 1600m	1:52.27 [4] (0:14.63)	1:37.64 [8] (0:11.69)	1:25.95 [8] (0:12.27)	1:13.68 [8] (0:12.35)	1:01.33 [9] (0:12.78)	0:48.55 [10] (0:12.59)	0:35.96 [11] (0:12.00)	0:35.96	+4
5	2	DAULAT TAI PANAZIZ Mark Du Plessis	1	64.4 1600m	0:11.36 1600m	1:52.36 [5] (0:14.00)	1:38.36 [3] (0:11.36)	1:27.00 [2] (0:12.11)	1:14.89 [2] (0:12.40)	1:02.49 [2] (0:12.73)	0:49.76 [2] (0:12.86)	0:36.90 [2] (0:12.26)	0:36.90	+5
6	4	TONI TOO Craig Robertson	6	63.8 Overall	0:11.81 1600m	1:52.52 [6] (0:14.05)	1:38.47 [4] (0:11.81)	1:26.66 [5] (0:12.26)	1:14.40 [5] (0:12.34)	1:02.06 [6] (0:12.64)	0:49.42 [5] (0:12.59)	0:36.83 [5] (0:11.95)	0:36.83	+6
7	9	EARN OUT Tiffani Brooker	3	63.3 1600m	0:11.54 1600m	1:52.64 [7] (0:14.61)	1:38.03 [7] (0:11.54)	1:26.49 [7] (0:12.01)	1:14.48 [6] (0:12.29)	1:02.19 [5] (0:12.65)	0:49.54 [6] (0:12.65)	0:36.89 [6] (0:12.17)	0:36.89	-2
8	11	GENERAL WOLFFE Melea Castle	9	62.5 1600m	0:11.78 1600m	1:52.68 [8] (0:14.77)	1:37.91 [9] (0:11.78)	1:26.13 [9] (0:12.20)	1:13.93 [10] (0:12.26)	1:01.67 [10] (0:12.47)	0:49.20 [9] (0:12.63)	0:36.57 [9] (0:12.25)	0:36.57	+5
9	8	HOT BANANAS Bailey Wheeler	7	63.8 1600m	0:11.78 1600m	1:52.71 [9] (0:14.36)	1:38.35 [6] (0:11.78)	1:26.57 [6] (0:12.23)	1:14.34 [7] (0:12.30)	1:02.04 [7] (0:12.70)	0:49.34 [7] (0:12.60)	0:36.74 [8] (0:11.98)	0:36.74	+6
10	10	ICE ELITE Micheal Hellyer	8	63.3 1600m	0:11.65 1600m	1:52.98 [10] (0:14.91)	1:38.07 [10] (0:11.65)	1:26.42 [10] (0:12.05)	1:14.37 [9] (0:12.17)	1:02.20 [8] (0:12.60)	0:49.60 [8] (0:12.53)	0:37.07 [7] (0:12.05)	0:37.07	+2

Scratched: Kowloon Gem (#1), Buddy's Tale (#14)



# Sunshine Coast QLD Professional

## Race 6: WE BUILD POOLS RATINGS BAND 0 - 58 Handicap - 1800m

26 May 2023 - 18:30



Track Rating: Good 4, Weather: Fine, Rail Position: +9m

Section	Overall	1600m	1400m	1200m	1000m	800m	600m	Last 600m						
Field Times	1:51.86 (0:13.93)	1:37.93 (0:11.19)	1:26.74 (0:12.06)	1:14.68 (0:12.53)	1:02.15 (0:12.74)	0:49.41 (0:12.83)	0:36.58 (0:12.36)	0:36.58						
Rank	TAB	Horse/Jockey	Barrier	Top Speed [km/h]	Fastest Section								Distance Travelled [m]	
11	13	MARNIE'S STAR Samantha Collett	2	66.9 1600m	0:11.19 1600m	1:53.06 [11] (0:13.93)	1:39.13 [1] (0:11.19)	1:27.94 [1] (0:12.06)	1:15.88 [1] (0:12.53)	1:03.35 [1] (0:12.74)	0:50.61 [1] (0:12.83)	0:37.78 [1] (0:12.38)	0:37.78	-1
12	5	FORCE ME Tegan Harrison	11	62.7 1600m	0:11.77 1600m	1:54.88 [12] (0:15.15)	1:39.73 [11] (0:11.77)	1:27.96 [11] (0:12.18)	1:15.78 [11] (0:12.22)	1:03.56 [12] (0:12.66)	0:50.90 [12] (0:12.58)	0:38.32 [12] (0:12.19)	0:38.32	+1

Scratched: Kowloon Gem (#1), Buddy's Tale (#14)



# Sunshine Coast QLD Professional

## Race 6: WE BUILD POOLS RATINGS BAND 0 - 58 Handicap - 1800m

26 May 2023 - 18:30



Track Rating: Good 4, Weather: Fine, Rail Position: +9m

Section				400m	200m			Last 600m		
Field Times				0:24.22 (0:11.77)	0:12.45 (0:12.45)			0:36.58		
Rank	TAB	Horse/Jockey	Barrier	Top Speed [km/h]	Fastest Section	Margin			Distance Travelled [m]	
1	3	<b>LEORED</b> Ben Thompson	14	63.1 400m	0:11.59 400m	0:23.80 [9] (0:11.59)	0:12.21 [4] (0:12.21)	1:51.86	0:35.62	
2	6	<b>QUOTANT</b> Michael Murphy	4	64.4 1600m	0:11.35 1600m	0:24.12 [5] (0:11.81)	0:12.31 [3] (0:12.31)	0.5L	0:36.47	-1
3	7	<b>ABOVE THE SKY</b> Taylor Marshall	5	63.7 Overall	0:11.59 1600m	0:24.44 [2] (0:11.76)	0:12.68 [1] (0:12.68)	1L	0:36.45	+3
4	12	<b>AMBER BLONDE</b> Tahlia Fenlon	10	63.3 1600m	0:11.69 1600m	0:23.96 [10] (0:11.72)	0:12.24 [9] (0:12.24)	2L	0:35.96	+4
5	2	<b>DAULAT TAI PANAZIZ</b> Mark Du Plessis	1	64.4 1600m	0:11.36 1600m	0:24.64 [4] (0:12.02)	0:12.62 [5] (0:12.62)	2.4L	0:36.90	+5
6	4	<b>TONI TOO</b> Craig Robertson	6	63.8 Overall	0:11.81 1600m	0:24.88 [1] (0:11.94)	0:12.94 [2] (0:12.94)	3.2L	0:36.83	+6
7	9	<b>EARN OUT</b> Tiffani Brooker	3	63.3 1600m	0:11.54 1600m	0:24.72 [6] (0:11.83)	0:12.89 [6] (0:12.89)	3.7L	0:36.89	-2
8	11	<b>GENERAL WOLFFE</b> Melea Castle	9	62.5 1600m	0:11.78 1600m	0:24.32 [11] (0:11.91)	0:12.41 [11] (0:12.41)	3.9L	0:36.57	+5
9	8	<b>HOT BANANAS</b> Bailey Wheeler	7	63.8 1600m	0:11.78 1600m	0:24.76 [7] (0:11.91)	0:12.85 [7] (0:12.85)	4L	0:36.74	+6
10	10	<b>ICE ELITE</b> Micheal Hellyer	8	63.3 1600m	0:11.65 1600m	0:25.02 [8] (0:11.92)	0:13.10 [8] (0:13.10)	5.5L	0:37.07	+2

Scratched: Kowloon Gem (#1), Buddy's Tale (#14)



**Sunshine Coast QLD Professional**  
**Race 6: WE BUILD POOLS RATINGS BAND 0 - 58 Handicap - 1800m**  
**26 May 2023 - 18:30**



Track Rating: Good 4, Weather: Fine, Rail Position: +9m

Section				400m	200m			Last 600m	
Field Times				0:24.22 (0:11.77)	0:12.45 (0:12.45)			0:36.58	
Rank	TAB	Horse/Jockey	Barrier	Top Speed [km/h]	Fastest Section	Margin		Distance Travelled [m]	
11	13	<b>MARNIE'S STAR</b> Samantha Collett	2	66.9 1600m	0:11.19 1600m	0:25.40 [3] (0:12.42)	0:12.98 [10] (0:12.98)	5.8L	0:37.78 -1
12	5	<b>FORCE ME</b> Tegan Harrison	11	62.7 1600m	0:11.77 1600m	0:26.13 [12] (0:12.56)	0:13.57 [12] (0:13.57)	16.3L	0:38.32 +1

Scratched: Kowloon Gem (#1), Buddy's Tale (#14)

[ ] Ranking at each section and finish  
 -:-:-:- No data available at this section  
 NA No data available

SCN Saddle cloth number  
 DNF Did not finish  
 DNT Did not track



Horse/Jockey Name	Leored
Final Rank	1
Fastest Section Time (Section)	0:11.59 (400m)
Top Speed [km/h] (Section)	63.1 (400m)
Race State	Finished



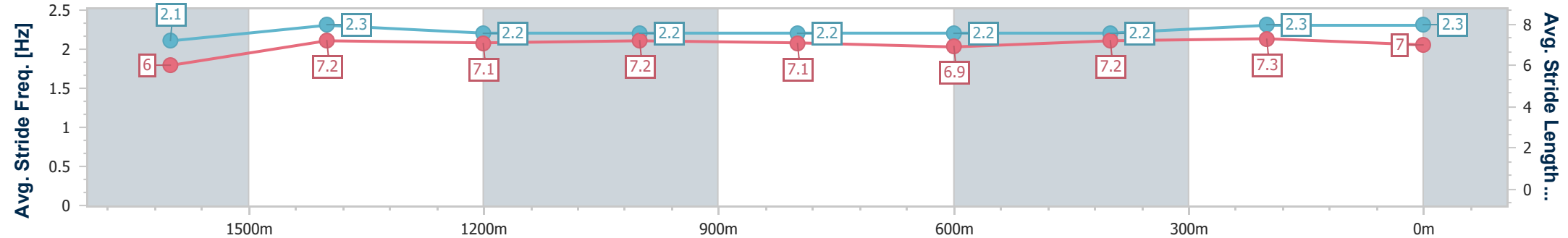
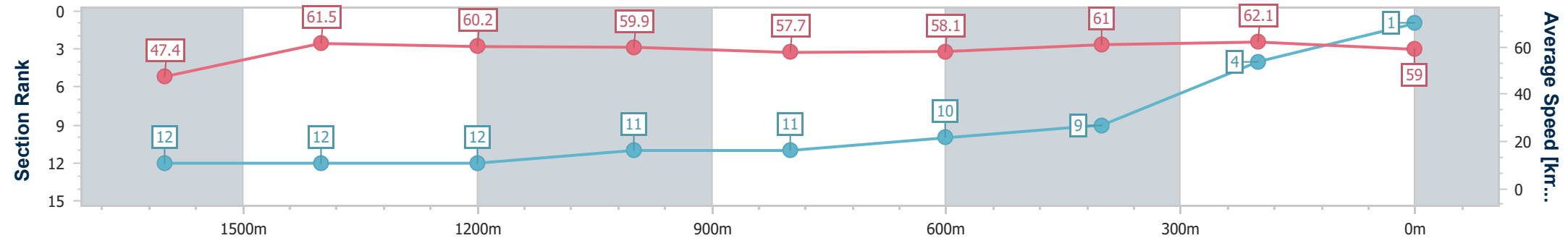
Sunshine Coast QLD Professional  
Race 6: WE BUILD POOLS RATINGS BAND 0 - 58 Handicap - 1800m



26 May 2023 - 18:30

Track Rating: Good 4, Weather: Fine, Rail Position: +9m

Section	Overall	1600m	1400m	1200m	1000m	800m	600m	400m	200m			
Section Times	1:51.86 [1] (0:15.35)	1:36.51 [12] (0:11.76)	1:24.75 [12] (0:12.03)	1:12.72 [12] (0:12.07)	1:00.65 [11] (0:12.54)	0:48.11 [11] (0:12.49)	0:35.62 [10] (0:11.82)	0:23.80 [9] (0:11.59)	0:12.21 [4]			
Average Speed [km/h]	47.4	61.5	60.2	59.9	57.7	58.1	61.0	62.1	59.0			
Top Speed [km/h]	60.0	62.9	62.4	60.9	59.3	60.1	62.8	63.1	61.1			
Avg. Dist. to Rail [m]	7.6	2.2	2.3	2.4	2.1	1.4	0.3	0.1	0.3			
Avg. Stride Freq. [Hz]	2.1	2.3	2.2	2.2	2.2	2.2	2.2	2.3	2.3			
Avg. Stride Length [m]	6.0	7.2	7.1	7.2	7.1	6.9	7.2	7.3	7.0			



- [ ] Ranking at each section and finish
- .-.- No data available at this section
- NA No data available



Horse/Jockey Name	Quotant
Final Rank	2
Fastest Section Time (Section)	0:11.35 (1600m)
Top Speed [km/h] (Section)	64.4 (1600m)
Race State	Finished



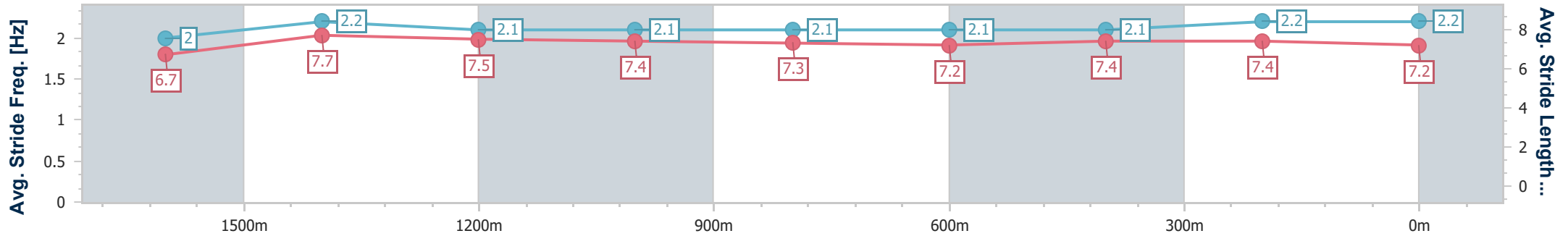
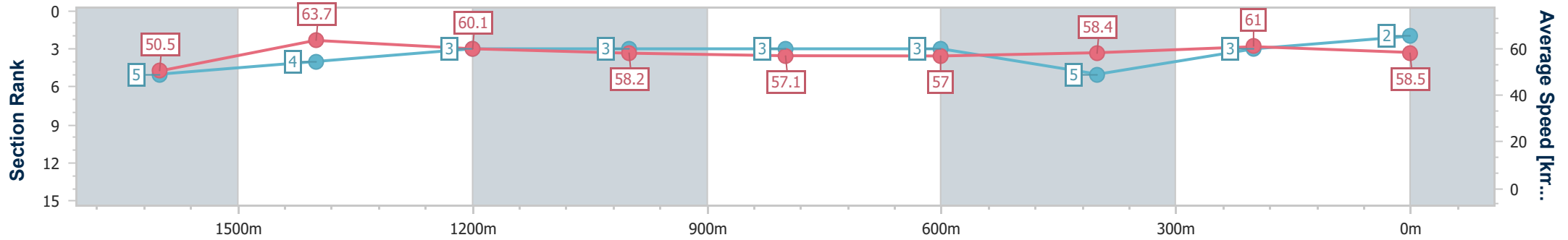
Sunshine Coast QLD Professional  
Race 6: WE BUILD POOLS RATINGS BAND 0 - 58 Handicap - 1800m



26 May 2023 - 18:30

Track Rating: Good 4, Weather: Fine, Rail Position: +9m

Section	Overall	1600m	1400m	1200m	1000m	800m	600m	400m	200m				
Section Times	1:51.96 [2] (0:14.31)	1:37.65 [5] (0:11.35)	1:26.30 [4] (0:12.05)	1:14.25 [3] (0:12.36)	1:01.89 [3] (0:12.69)	0:49.20 [3] (0:12.73)	0:36.47 [3] (0:12.35)	0:24.12 [5] (0:11.81)	0:12.31 [3]				
Average Speed [km/h]	50.5	63.7	60.1	58.2	57.1	57.0	58.4	61.0	58.5				
Top Speed [km/h]	63.8	64.4	62.5	59.0	57.6	57.9	60.3	61.5	60.3				
Avg. Dist. to Rail [m]	3.1	1.9	2.0	2.3	2.0	1.2	0.5	2.2	3.7				
Avg. Stride Freq. [Hz]	2.0	2.2	2.1	2.1	2.1	2.1	2.1	2.2	2.2				
Avg. Stride Length [m]	6.7	7.7	7.5	7.4	7.3	7.2	7.4	7.4	7.2				



- [ ] Ranking at each section and finish
- .-.- No data available at this section
- NA No data available



Horse/Jockey Name	Above The Sky
Final Rank	3
Fastest Section Time (Section)	0:11.59 (1600m)
Top Speed [km/h] (Section)	63.7 (Overall)
Race State	Finished



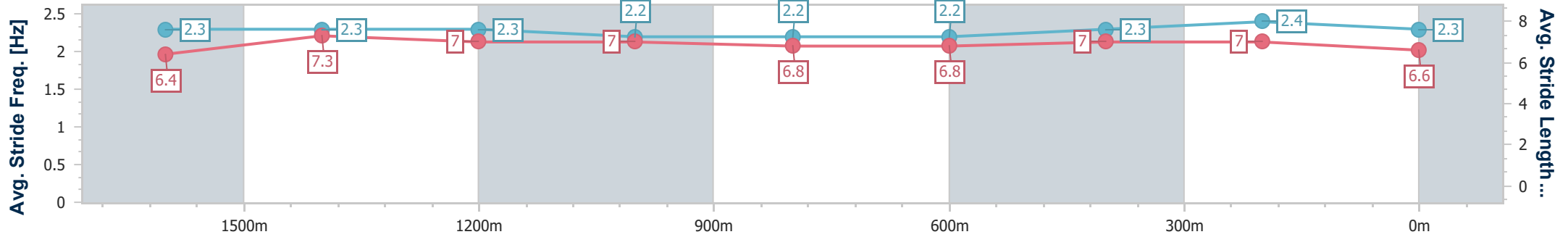
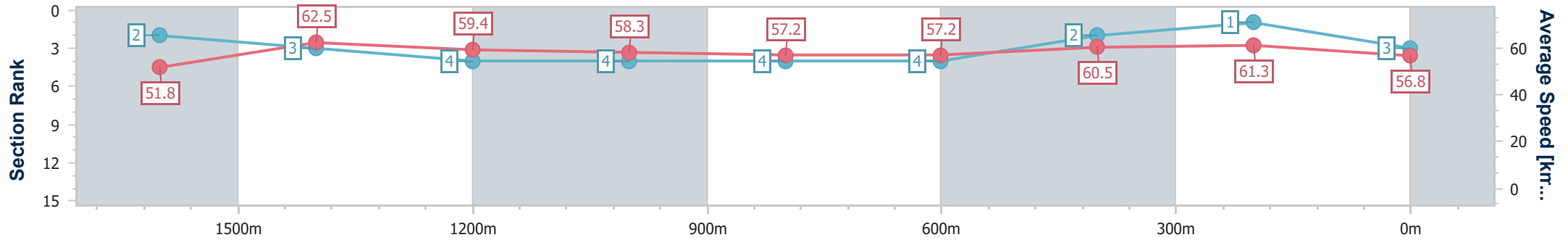
Sunshine Coast QLD Professional  
Race 6: WE BUILD POOLS RATINGS BAND 0 - 58 Handicap - 1800m



26 May 2023 - 18:30

Track Rating: Good 4, Weather: Fine, Rail Position: +9m

Section	Overall	1600m	1400m	1200m	1000m	800m	600m	400m	200m
Section Times	1:52.09 [3] (0:14.00)	1:38.09 [2] (0:11.59)	1:26.50 [3] (0:12.23)	1:14.27 [4] (0:12.35)	1:01.92 [4] (0:12.70)	0:49.22 [4] (0:12.77)	0:36.45 [4] (0:12.01)	0:24.44 [2] (0:11.76)	0:12.68 [1] (0:12.68)
Average Speed [km/h]	51.8	62.5	59.4	58.3	57.2	57.2	60.5	61.3	56.8
Top Speed [km/h]	63.7	63.2	62.1	59.5	57.6	58.4	61.9	62.8	59.6
Avg. Dist. to Rail [m]	3.8	3.0	3.0	3.2	2.9	2.2	1.9	2.6	1.8
Avg. Stride Freq. [Hz]	2.3	2.3	2.3	2.2	2.2	2.2	2.3	2.4	2.3
Avg. Stride Length [m]	6.4	7.3	7.0	7.0	6.8	6.8	7.0	7.0	6.6



- [ ] Ranking at each section and finish
- .-.- No data available at this section
- NA No data available



Horse/Jockey Name	Amber Blonde
Final Rank	4
Fastest Section Time (Section)	0:11.69 (1600m)
Top Speed [km/h] (Section)	63.3 (1600m)
Race State	Finished



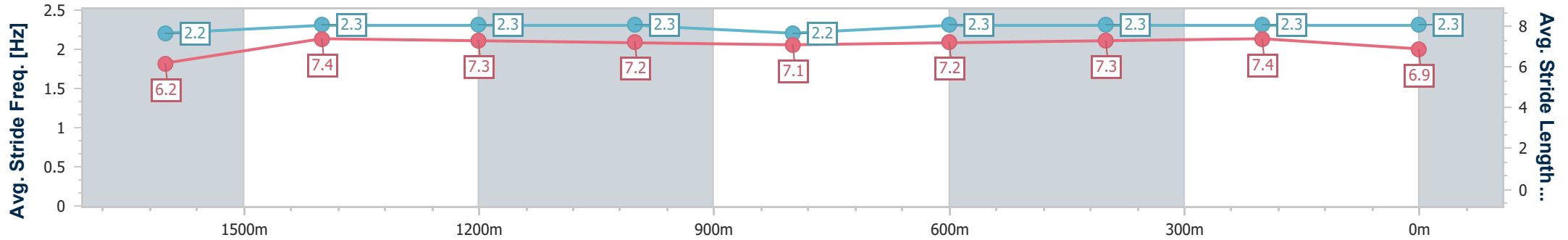
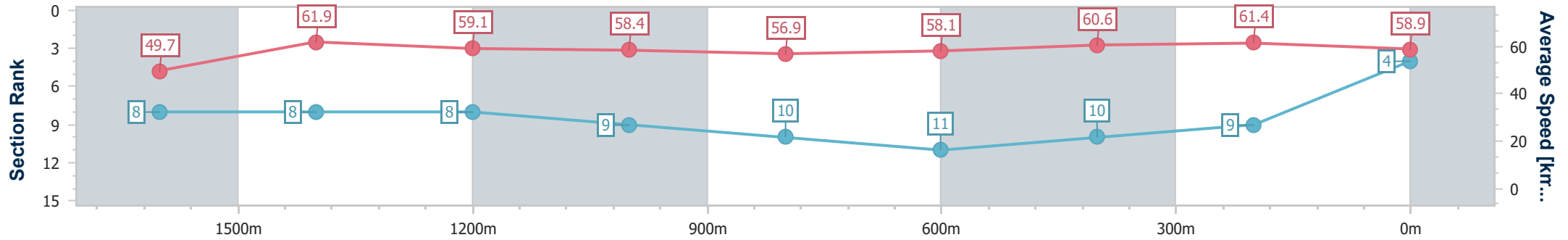
Sunshine Coast QLD Professional  
Race 6: WE BUILD POOLS RATINGS BAND 0 - 58 Handicap - 1800m



26 May 2023 - 18:30

Track Rating: Good 4, Weather: Fine, Rail Position: +9m

Section	Overall	1600m	1400m	1200m	1000m	800m	600m	400m	200m
Section Times	1:52.27 [4] (0:14.63)	1:37.64 [8] (0:11.69)	1:25.95 [8] (0:12.27)	1:13.68 [8] (0:12.35)	1:01.33 [9] (0:12.78)	0:48.55 [10] (0:12.59)	0:35.96 [11] (0:12.00)	0:23.96 [10] (0:11.72)	0:12.24 [9] (0:12.24)
Average Speed [km/h]	49.7	61.9	59.1	58.4	56.9	58.1	60.6	61.4	58.9
Top Speed [km/h]	62.9	63.3	59.8	59.1	58.5	59.5	61.8	62.1	62.4
Avg. Dist. to Rail [m]	6.7	2.5	2.8	3.2	3.3	2.6	1.7	1.7	3.2
Avg. Stride Freq. [Hz]	2.2	2.3	2.3	2.3	2.2	2.3	2.3	2.3	2.3
Avg. Stride Length [m]	6.2	7.4	7.3	7.2	7.1	7.2	7.3	7.4	6.9



- [ ] Ranking at each section and finish
- .-.- No data available at this section
- NA No data available





Horse/Jockey Name	Daulat Tai Panaziz
Final Rank	5
Fastest Section Time (Section)	0:11.36 (1600m)
Top Speed [km/h] (Section)	64.4 (1600m)
Race State	Finished



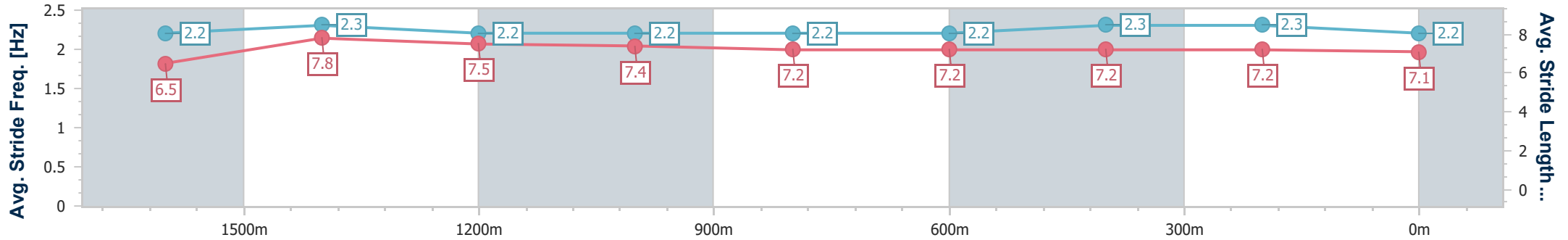
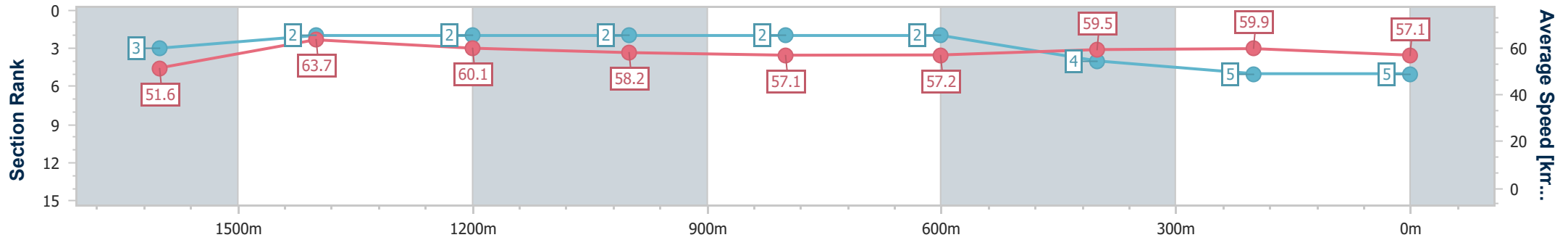
Sunshine Coast QLD Professional  
Race 6: WE BUILD POOLS RATINGS BAND 0 - 58 Handicap - 1800m



26 May 2023 - 18:30

Track Rating: Good 4, Weather: Fine, Rail Position: +9m

Section	Overall	1600m	1400m	1200m	1000m	800m	600m	400m	200m				
Section Times	1:52.36 [5] (0:14.00)	1:38.36 [3] (0:11.36)	1:27.00 [2] (0:12.11)	1:14.89 [2] (0:12.40)	1:02.49 [2] (0:12.73)	0:49.76 [2] (0:12.86)	0:36.90 [2] (0:12.26)	0:24.64 [4] (0:12.02)	0:12.62 [5] (0:12.62)				
Average Speed [km/h]	51.6	63.7	60.1	58.2	57.1	57.2	59.5	59.9	57.1				
Top Speed [km/h]	64.2	64.4	62.6	59.5	57.7	58.2	61.9	61.9	59.1				
Avg. Dist. to Rail [m]	1.5	3.3	3.9	4.1	3.1	3.3	2.8	2.5	2.3				
Avg. Stride Freq. [Hz]	2.2	2.3	2.2	2.2	2.2	2.2	2.3	2.3	2.2				
Avg. Stride Length [m]	6.5	7.8	7.5	7.4	7.2	7.2	7.2	7.2	7.1				



- [ ] Ranking at each section and finish
- .-.- No data available at this section
- NA No data available



Horse/Jockey Name	Toni Too
Final Rank	6
Fastest Section Time (Section)	0:11.81 (1600m)
Top Speed [km/h] (Section)	63.8 (Overall)
Race State	Finished



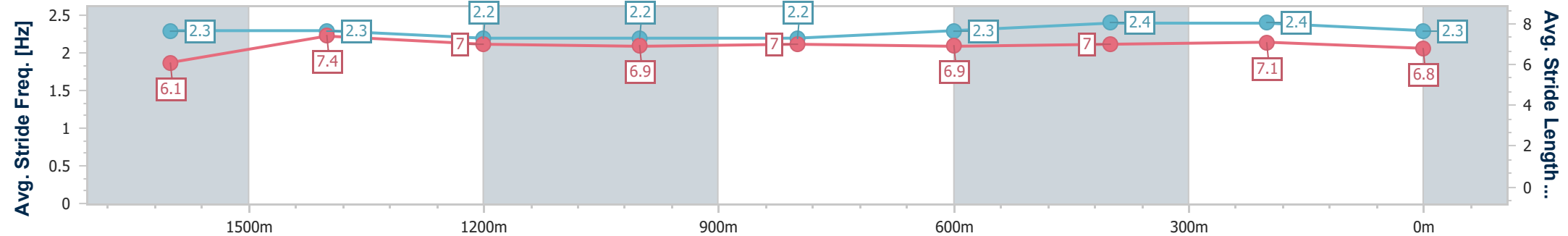
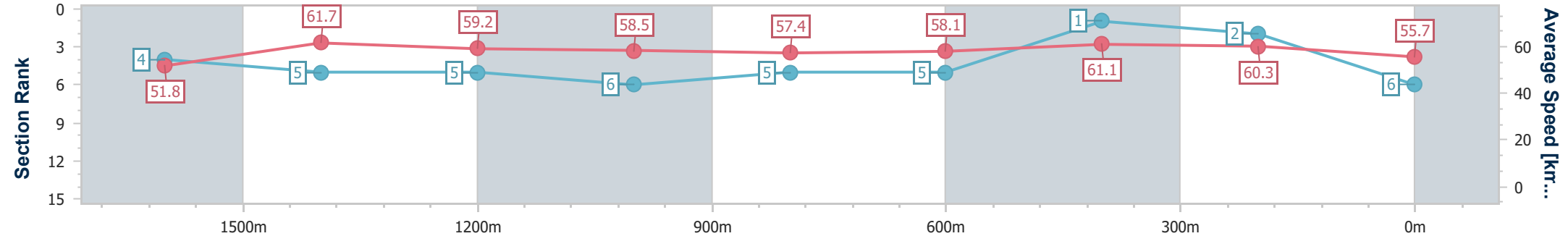
Sunshine Coast QLD Professional  
 Race 6: WE BUILD POOLS RATINGS BAND 0 - 58 Handicap - 1800m



26 May 2023 - 18:30

Track Rating: Good 4, Weather: Fine, Rail Position: +9m

Section	Overall	1600m	1400m	1200m	1000m	800m	600m	400m	200m				
Section Times	1:52.52 [6] (0:14.05)	1:38.47 [4] (0:11.81)	1:26.66 [5] (0:12.26)	1:14.40 [5] (0:12.34)	1:02.06 [6] (0:12.64)	0:49.42 [5] (0:12.59)	0:36.83 [5] (0:11.95)	0:24.88 [1] (0:11.94)	0:12.94 [2] (0:12.94)				
Average Speed [km/h]	51.8	61.7	59.2	58.5	57.4	58.1	61.1	60.3	55.7				
Top Speed [km/h]	63.8	63.0	60.5	59.1	57.8	61.1	62.2	61.9	58.7				
Avg. Dist. to Rail [m]	4.8	3.9	3.0	3.3	3.0	2.5	2.8	4.0	5.2				
Avg. Stride Freq. [Hz]	2.3	2.3	2.2	2.2	2.2	2.3	2.4	2.4	2.3				
Avg. Stride Length [m]	6.1	7.4	7.0	6.9	7.0	6.9	7.0	7.1	6.8				



- [ ] Ranking at each section and finish
- .-.- No data available at this section
- NA No data available



Horse/Jockey Name	Earn Out
Final Rank	7
Fastest Section Time (Section)	0:11.54 (1600m)
Top Speed [km/h] (Section)	63.3 (1600m)
Race State	Finished



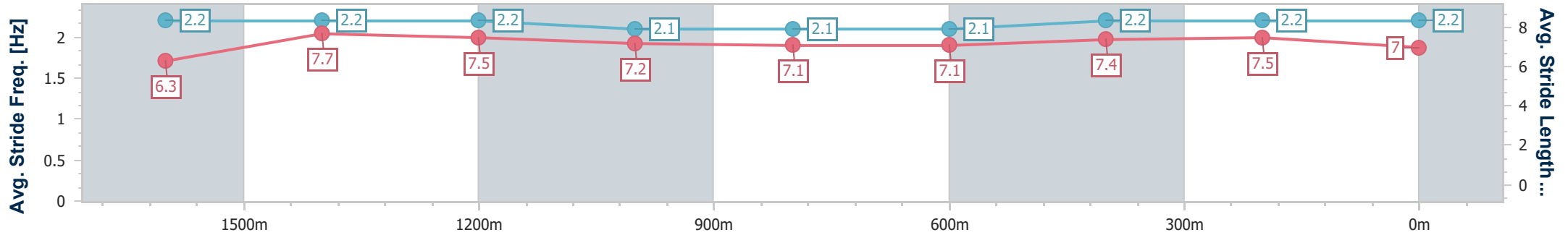
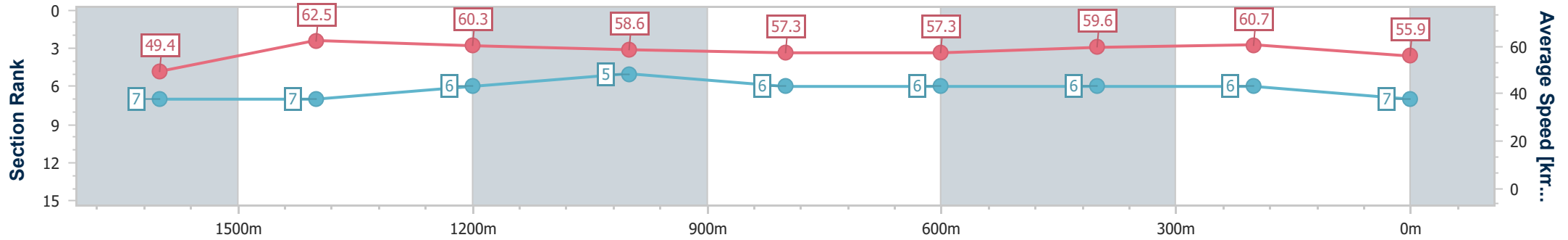
Sunshine Coast QLD Professional  
Race 6: WE BUILD POOLS RATINGS BAND 0 - 58 Handicap - 1800m



26 May 2023 - 18:30

Track Rating: Good 4, Weather: Fine, Rail Position: +9m

Section	Overall	1600m	1400m	1200m	1000m	800m	600m	400m	200m			
Section Times	1:52.64 [7] (0:14.61)	1:38.03 [7] (0:11.54)	1:26.49 [7] (0:12.01)	1:14.48 [6] (0:12.29)	1:02.19 [5] (0:12.65)	0:49.54 [6] (0:12.65)	0:36.89 [6] (0:12.17)	0:24.72 [6] (0:11.83)	0:12.89 [6] (0:12.89)			
Average Speed [km/h]	49.4	62.5	60.3	58.6	57.3	57.3	59.6	60.7	55.9			
Top Speed [km/h]	61.6	63.3	61.9	59.3	57.9	58.7	61.6	62.1	58.9			
Avg. Dist. to Rail [m]	2.1	1.0	1.6	2.1	1.9	1.2	1.1	3.5	6.0			
Avg. Stride Freq. [Hz]	2.2	2.2	2.2	2.1	2.1	2.1	2.2	2.2	2.2			
Avg. Stride Length [m]	6.3	7.7	7.5	7.2	7.1	7.1	7.4	7.5	7.0			



- [ ] Ranking at each section and finish
- .-.- No data available at this section
- NA No data available



Horse/Jockey Name	General Wolffe
Final Rank	8
Fastest Section Time (Section)	0:11.78 (1600m)
Top Speed [km/h] (Section)	62.5 (1600m)
Race State	Finished



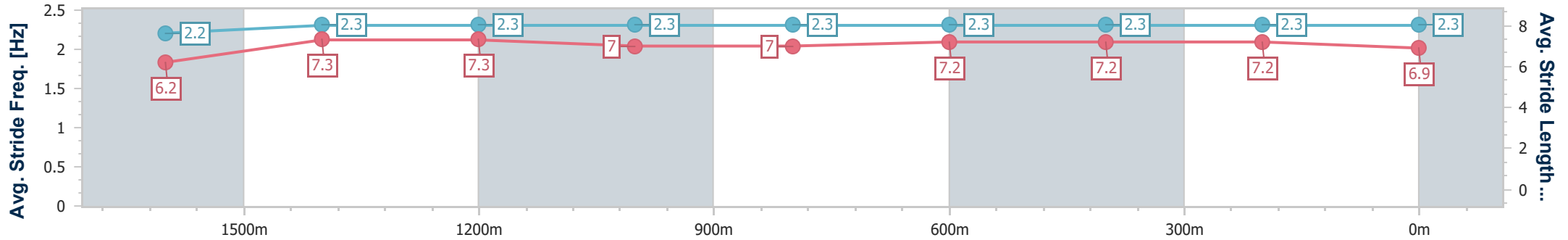
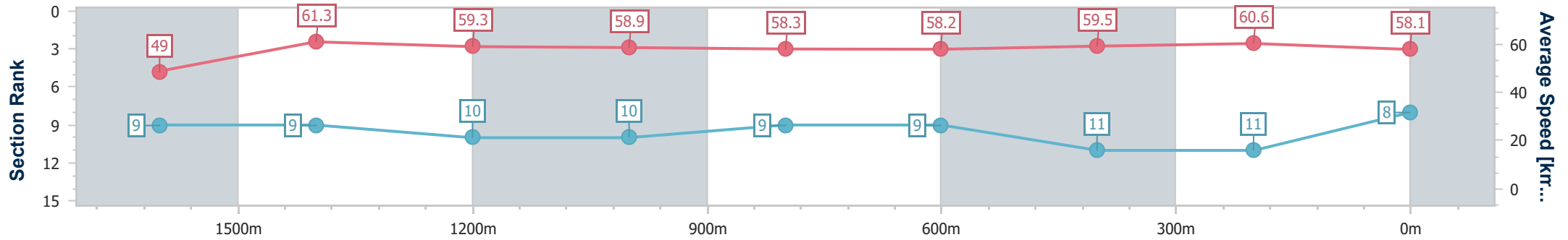
Sunshine Coast QLD Professional  
Race 6: WE BUILD POOLS RATINGS BAND 0 - 58 Handicap - 1800m



26 May 2023 - 18:30

Track Rating: Good 4, Weather: Fine, Rail Position: +9m

Section	Overall	1600m	1400m	1200m	1000m	800m	600m	400m	200m
Section Times	1:52.68 [8] (0:14.77)	1:37.91 [9] (0:11.78)	1:26.13 [9] (0:12.20)	1:13.93 [10] (0:12.26)	1:01.67 [10] (0:12.47)	0:49.20 [9] (0:12.63)	0:36.57 [9] (0:12.25)	0:24.32 [11] (0:11.91)	0:12.41 [11] (0:12.41)
Average Speed [km/h]	49.0	61.3	59.3	58.9	58.3	58.2	59.5	60.6	58.1
Top Speed [km/h]	60.9	62.5	61.2	60.8	59.5	59.5	60.3	61.4	60.5
Avg. Dist. to Rail [m]	5.0	1.6	1.8	3.8	3.7	3.4	2.7	3.2	7.5
Avg. Stride Freq. [Hz]	2.2	2.3	2.3	2.3	2.3	2.3	2.3	2.3	2.3
Avg. Stride Length [m]	6.2	7.3	7.3	7.0	7.0	7.2	7.2	7.2	6.9



- [ ] Ranking at each section and finish
- .-.- No data available at this section
- NA No data available



Horse/Jockey Name	Hot Bananas
Final Rank	9
Fastest Section Time (Section)	0:11.78 (1600m)
Top Speed [km/h] (Section)	63.8 (1600m)
Race State	Finished



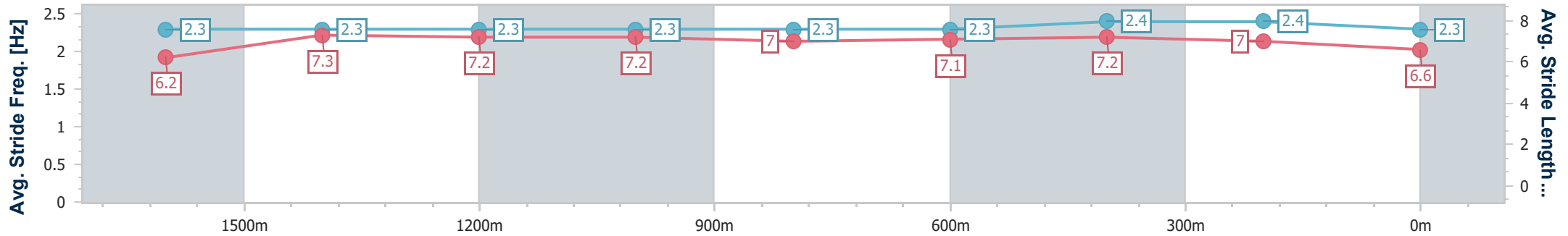
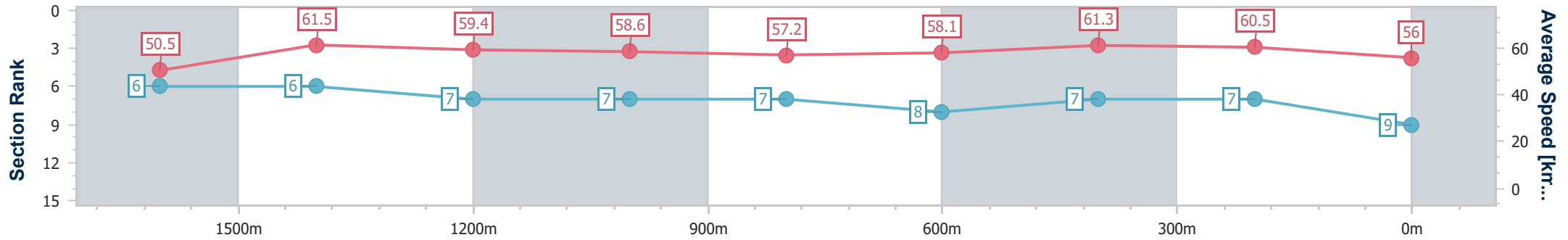
Sunshine Coast QLD Professional  
Race 6: WE BUILD POOLS RATINGS BAND 0 - 58 Handicap - 1800m



26 May 2023 - 18:30

Track Rating: Good 4, Weather: Fine, Rail Position: +9m

Section	Overall	1600m	1400m	1200m	1000m	800m	600m	400m	200m
Section Times	1:52.71 [9] (0:14.36)	1:38.35 [6] (0:11.78)	1:26.57 [6] (0:12.23)	1:14.34 [7] (0:12.30)	1:02.04 [7] (0:12.70)	0:49.34 [7] (0:12.60)	0:36.74 [8] (0:11.98)	0:24.76 [7] (0:11.91)	0:12.85 [7] (0:12.85)
Average Speed [km/h]	50.5	61.5	59.4	58.6	57.2	58.1	61.3	60.5	56.0
Top Speed [km/h]	62.7	63.8	60.5	59.3	58.5	61.4	63.2	62.6	58.8
Avg. Dist. to Rail [m]	5.2	2.7	3.1	3.5	3.3	2.8	3.7	6.2	7.1
Avg. Stride Freq. [Hz]	2.3	2.3	2.3	2.3	2.3	2.3	2.4	2.4	2.3
Avg. Stride Length [m]	6.2	7.3	7.2	7.2	7.0	7.1	7.2	7.0	6.6



- [ ] Ranking at each section and finish
- .-.- No data available at this section
- NA No data available



Horse/Jockey Name	Ice Elite
Final Rank	10
Fastest Section Time (Section)	0:11.65 (1600m)
Top Speed [km/h] (Section)	63.3 (1600m)
Race State	Finished



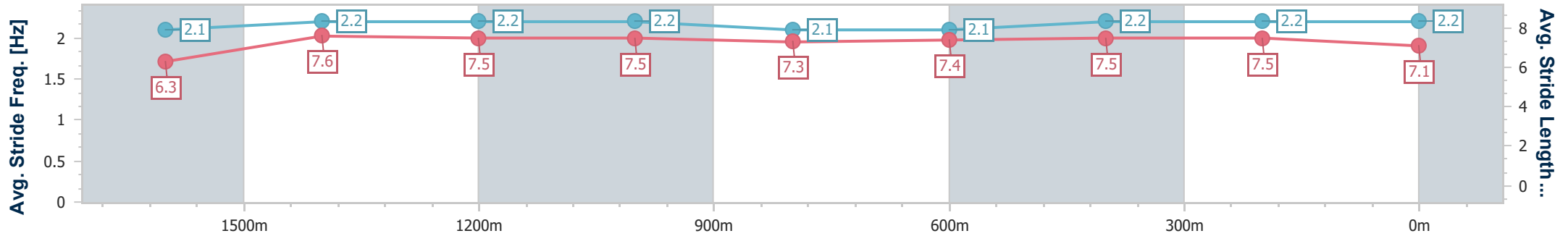
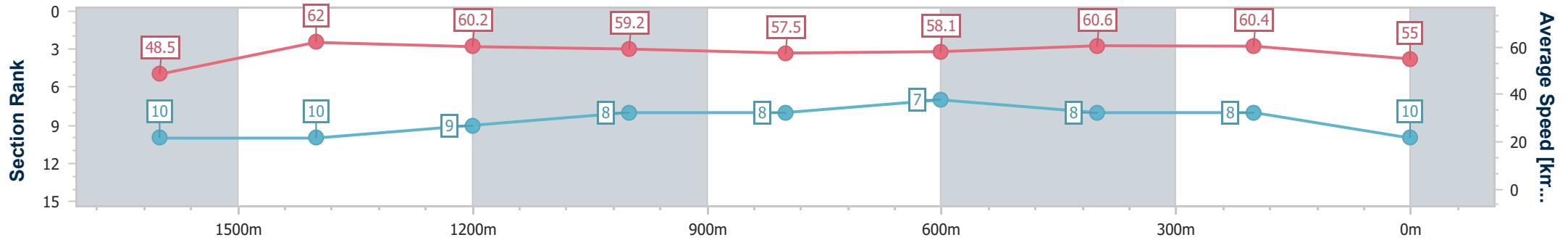
Sunshine Coast QLD Professional  
Race 6: WE BUILD POOLS RATINGS BAND 0 - 58 Handicap - 1800m



26 May 2023 - 18:30

Track Rating: Good 4, Weather: Fine, Rail Position: +9m

Section	Overall	1600m	1400m	1200m	1000m	800m	600m	400m	200m				
Section Times	1:52.98 [10] (0:14.91)	1:38.07 [10] (0:11.65)	1:26.42 [10] (0:12.05)	1:14.37 [9] (0:12.17)	1:02.20 [8] (0:12.60)	0:49.60 [8] (0:12.53)	0:37.07 [7] (0:12.05)	0:25.02 [8] (0:11.92)	0:13.10 [8] (0:13.10)				
Average Speed [km/h]	48.5	62.0	60.2	59.2	57.5	58.1	60.6	60.4	55.0				
Top Speed [km/h]	61.0	63.3	61.8	60.5	59.5	60.3	61.4	62.1	57.4				
Avg. Dist. to Rail [m]	4.0	1.9	2.3	2.4	2.4	1.9	2.6	4.6	5.8				
Avg. Stride Freq. [Hz]	2.1	2.2	2.2	2.2	2.1	2.1	2.2	2.2	2.2				
Avg. Stride Length [m]	6.3	7.6	7.5	7.5	7.3	7.4	7.5	7.5	7.1				



- [ ] Ranking at each section and finish
- .-.- No data available at this section
- NA No data available



Horse/Jockey Name	Marnie's Star
Final Rank	11
Fastest Section Time (Section)	0:11.19 (1600m)
Top Speed [km/h] (Section)	66.9 (1600m)
Race State	Finished



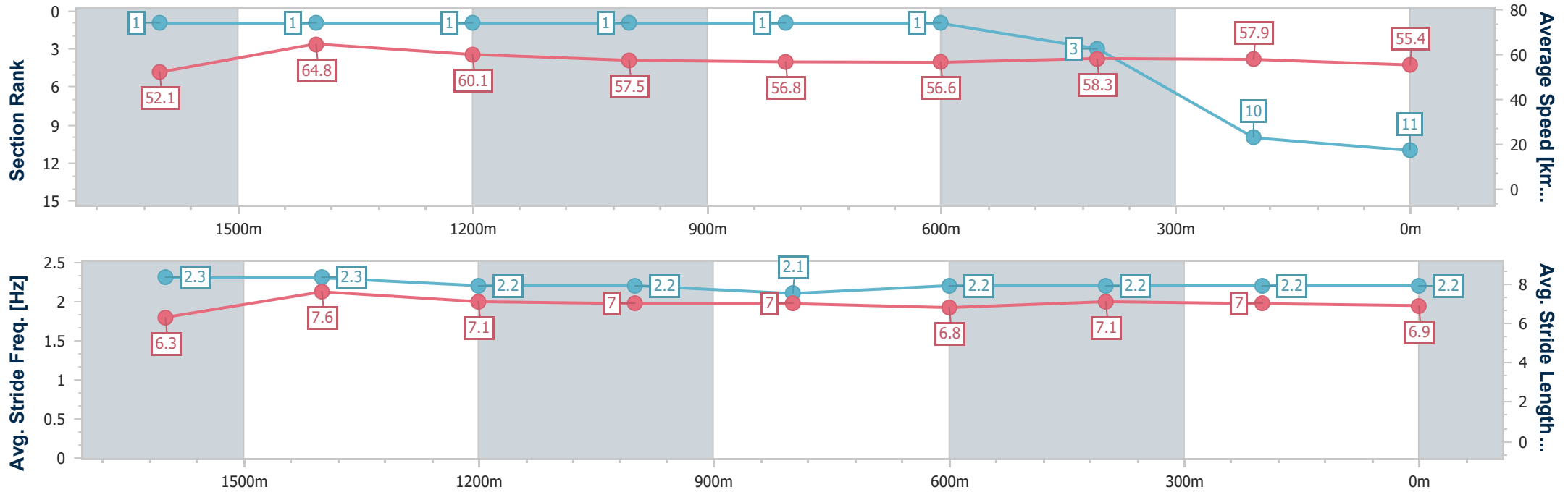
Sunshine Coast QLD Professional  
 Race 6: WE BUILD POOLS RATINGS BAND 0 - 58 Handicap - 1800m



26 May 2023 - 18:30

Track Rating: Good 4, Weather: Fine, Rail Position: +9m

Section	Overall	1600m	1400m	1200m	1000m	800m	600m	400m	200m
Section Times	1:53.06 [11] (0:13.93)	1:39.13 [1] (0:11.19)	1:27.94 [1] (0:12.06)	1:15.88 [1] (0:12.53)	1:03.35 [1] (0:12.74)	0:50.61 [1] (0:12.83)	0:37.78 [1] (0:12.38)	0:25.40 [3] (0:12.42)	0:12.98 [10] (0:12.98)
Average Speed [km/h]	52.1	64.8	60.1	57.5	56.8	56.6	58.3	57.9	55.4
Top Speed [km/h]	66.0	66.9	62.5	58.5	57.3	57.3	59.2	59.2	56.8
Avg. Dist. to Rail [m]	2.3	2.7	2.1	2.3	2.0	1.3	0.4	1.0	2.1
Avg. Stride Freq. [Hz]	2.3	2.3	2.2	2.2	2.1	2.2	2.2	2.2	2.2
Avg. Stride Length [m]	6.3	7.6	7.1	7.0	7.0	6.8	7.1	7.0	6.9



- [ ] Ranking at each section and finish
- .-.- No data available at this section
- NA No data available



Horse/Jockey Name	Force Me
Final Rank	12
Fastest Section Time (Section)	0:11.77 (1600m)
Top Speed [km/h] (Section)	62.7 (1600m)
Race State	Finished



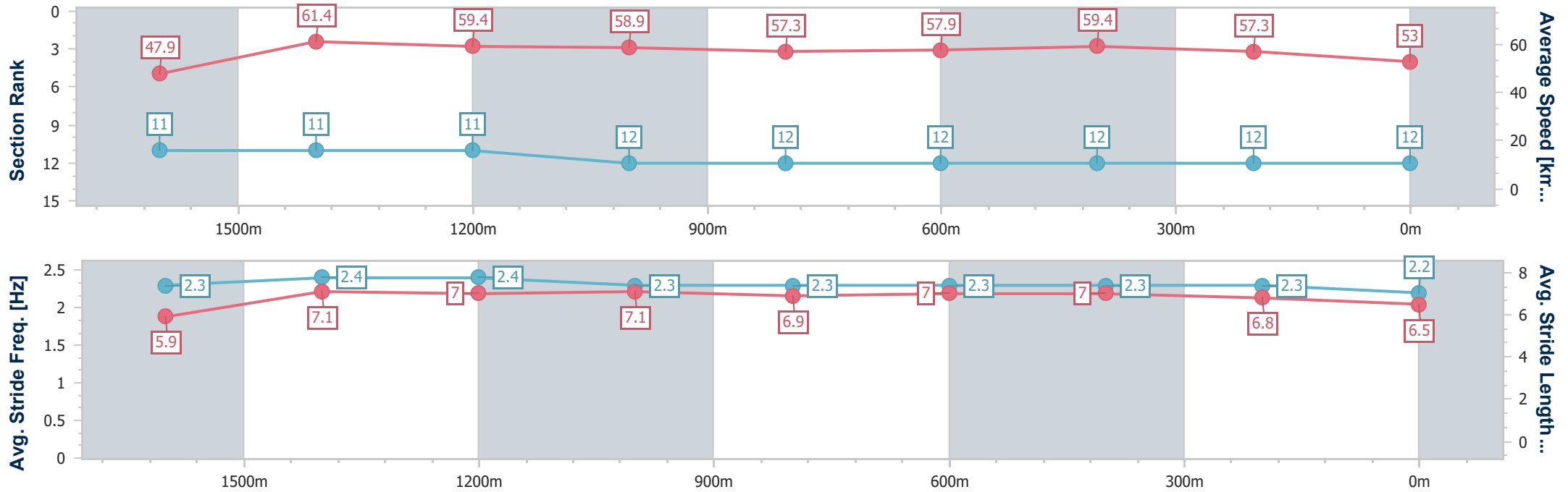
Sunshine Coast QLD Professional  
Race 6: WE BUILD POOLS RATINGS BAND 0 - 58 Handicap - 1800m



26 May 2023 - 18:30

Track Rating: Good 4, Weather: Fine, Rail Position: +9m

Section	Overall	1600m	1400m	1200m	1000m	800m	600m	400m	200m				
Section Times	1:54.88 [12] (0:15.15)	1:39.73 [11] (0:11.77)	1:27.96 [11] (0:12.18)	1:15.78 [11] (0:12.22)	1:03.56 [12] (0:12.66)	0:50.90 [12] (0:12.58)	0:38.32 [12] (0:12.19)	0:26.13 [12] (0:12.56)	0:13.57 [12] (0:13.57)				
Average Speed [km/h]	47.9	61.4	59.4	58.9	57.3	57.9	59.4	57.3	53.0				
Top Speed [km/h]	60.9	62.7	61.0	60.2	58.9	59.1	60.3	59.3	54.4				
Avg. Dist. to Rail [m]	6.8	1.2	1.7	2.6	2.6	2.2	1.0	0.4	1.1				
Avg. Stride Freq. [Hz]	2.3	2.4	2.4	2.3	2.3	2.3	2.3	2.3	2.2				
Avg. Stride Length [m]	5.9	7.1	7.0	7.1	6.9	7.0	7.0	6.8	6.5				



- [ ] Ranking at each section and finish
- .-.- No data available at this section
- NA No data available