



**Sunshine Coast QLD Professional**  
**Race 3: PFD FOODSERVICES Maiden Plate - 2200m**  
**28 May 2023 - 14:21**



Track Rating: Good 4, Weather: Fine, Rail Position: +9m

Section		Overall	2000m	1800m	1600m	1400m	1200m	1000m	Last 600m					
Field Times		2:21.27 (0:16.48)	2:04.79 (0:11.52)	1:53.27 (0:11.38)	1:41.89 (0:11.99)	1:29.90 (0:12.81)	1:17.09 (0:13.15)	1:03.94 (0:13.32)	0:37.85					
Rank	TAB	Horse/Jockey	Barrier	Top Speed [km/h]	Fastest Section								Distance Travelled [m]	
1	2	<b>GLEN MASSEY</b> Luke Tarrant	11	65.7	0:11.37	2:21.27 [1] (0:16.69)	2:04.58 [3] (0:11.37)	1:53.21 [3] (0:11.48)	1:41.73 [2] (0:11.99)	1:29.74 [2] (0:12.96)	1:16.78 [2] (0:13.12)	1:03.66 [2] (0:13.30)	0:37.66	
2	7	<b>MR PLUME</b> James Orman	12	62.9	0:11.89	2:21.28 [2] (0:17.47)	2:03.81 [11] (0:11.89)	1:51.92 [11] (0:12.12)	1:39.80 [11] (0:11.89)	1:27.91 [11] (0:12.60)	1:15.31 [10] (0:13.03)	1:02.28 [11] (0:13.15)	0:36.56	-13
3	8	<b>OCTAVIO</b> Ryan Maloney	1	63.4	0:11.51	2:21.46 [3] (0:16.72)	2:04.74 [5] (0:11.51)	1:53.23 [5] (0:11.78)	1:41.45 [5] (0:12.16)	1:29.29 [5] (0:12.91)	1:16.38 [5] (0:13.16)	1:03.22 [6] (0:13.35)	0:37.36	-10
4	14	<b>HEROIC INSTINCT</b> Mark Du Plessis	5	64.1	0:11.50	2:21.54 [4] (0:16.57)	2:04.97 [2] (0:11.50)	1:53.47 [4] (0:11.85)	1:41.62 [4] (0:12.15)	1:29.47 [4] (0:12.86)	1:16.61 [4] (0:13.27)	1:03.34 [4] (0:13.10)	0:37.83	-13
5	6	<b>FLYING PHAROAH</b> Andrew Mallyon	10	64.8	0:11.30	2:21.58 [5] (0:16.72)	2:04.86 [4] (0:11.30)	1:53.56 [2] (0:11.72)	1:41.84 [3] (0:12.11)	1:29.73 [3] (0:12.92)	1:16.81 [3] (0:13.18)	1:03.63 [3] (0:13.26)	0:37.70	-15
6	1	<b>BURN THE BOATS</b> Justin Huxtable	13	62.4	0:11.85	2:22.32 [6] (0:17.77)	2:04.55 [12] (0:11.85)	1:52.70 [12] (0:12.11)	1:40.59 [12] (0:11.93)	1:28.66 [12] (0:12.64)	1:16.02 [12] (0:13.08)	1:02.94 [12] (0:13.03)	0:37.34	-22
7	11	<b>SEA KISSED</b> Sean Cormack	8	64.7	0:11.77	2:22.61 [7] (0:17.28)	2:05.33 [10] (0:11.77)	1:53.56 [8] (0:12.05)	1:41.51 [9] (0:11.94)	1:29.57 [9] (0:12.69)	1:16.88 [8] (0:13.00)	1:03.88 [9] (0:13.07)	0:38.14	-16
8	10	<b>JESTER STATEMENT</b> Karl Zechner	7	62.3	0:11.96	2:22.63 [8] (0:17.21)	2:05.42 [9] (0:11.96)	1:53.46 [9] (0:11.98)	1:41.48 [10] (0:12.03)	1:29.45 [10] (0:12.81)	1:16.64 [11] (0:13.00)	1:03.64 [10] (0:12.90)	0:38.16	+0
9	5	<b>THE KHAN</b> Samantha Collett	6	65.1	0:11.38	2:22.86 [9] (0:16.48)	2:06.38 [1] (0:11.52)	1:54.86 [1] (0:11.38)	1:43.48 [1] (0:11.99)	1:31.49 [1] (0:12.81)	1:18.68 [1] (0:13.15)	1:05.53 [1] (0:13.32)	0:39.44	-14
10	9	<b>CHOOKY CHEERLEADER</b> Brooke Ainsworth	4	61.9	0:11.77	2:23.40 [10] (0:17.18)	2:06.22 [8] (0:12.00)	1:54.22 [10] (0:11.77)	1:42.45 [8] (0:11.89)	1:30.56 [8] (0:12.90)	1:17.66 [9] (0:12.98)	1:04.68 [8] (0:13.27)	0:38.69	-6

Scratched: Another Dime (#12), Grande Baie (#13)

[ ] Ranking at each section and finish  
 -:-:- No data available at this section  
 NA No data available  
 SCN Saddle cloth number  
 DNF Did not finish  
 DNT Did not track



# Sunshine Coast QLD Professional

## Race 3: PFD FOODSERVICES Maiden Plate - 2200m



28 May 2023 - 14:21

Track Rating: Good 4, Weather: Fine, Rail Position: +9m

Section		Overall	2000m	1800m	1600m	1400m	1200m	1000m	Last 600m
Field Times		2:21.27 (0:16.48)	2:04.79 (0:11.52)	1:53.27 (0:11.38)	1:41.89 (0:11.99)	1:29.90 (0:12.81)	1:17.09 (0:13.15)	1:03.94 (0:13.32)	0:37.85

Rank	TAB	Horse/Jockey	Barrier	Top Speed [km/h]	Fastest Section	Overall	2000m	1800m	1600m	1400m	1200m	1000m	Last 600m	Distance Travelled [m]
11	3	LET'S PROSPER Jake Bayliss	3	63.4	0:11.66	2:26.49 [11] (0:16.97)	2:09.52 [7] (0:11.66)	1:57.86 [7] (0:11.98)	1:45.88 [7] (0:11.89)	1:33.99 [7] (0:12.85)	1:21.14 [7] (0:13.06)	1:08.08 [7] (0:13.21)	0:42.24	-8
12	4	MANZIKERT Tiffani Brooker	9	64.5	0:11.69	2:27.20 [12] (0:16.81)	2:10.39 [6] (0:11.69)	1:58.70 [6] (0:11.90)	1:46.80 [6] (0:11.96)	1:34.84 [6] (0:12.84)	1:22.00 [6] (0:13.01)	1:08.99 [5] (0:13.29)	0:42.70	-9

Scratched: Another Dime (#12), Grande Baie (#13)

28 May 2023 - 14:21

Track Rating: Good 4, Weather: Fine, Rail Position: +9m

Section										Last 600m		
Field Times		800m	600m	400m	200m							
		0:50.62 (0:12.77)	0:37.85 (0:12.37)	0:25.48 (0:12.46)	0:13.02 (0:13.02)							0:37.85
Rank	TAB	Horse/Jockey	Barrier	Top Speed [km/h]	Fastest Section					Margin	Distance Travelled [m]	
1	2	<b>GLEN MASSEY</b> Luke Tarrant	11	65.7 Overall	0:11.37 2000m	0:50.36 [2] (0:12.70)	0:37.66 [2] (0:12.25)	0:25.41 [3] (0:12.45)	0:12.96 [2] (0:12.96)	2:21.27	0:37.66	
2	7	<b>MR PLUME</b> James Orman	12	62.9 1600m	0:11.89 2000m	0:49.13 [11] (0:12.57)	0:36.56 [11] (0:12.01)	0:24.55 [7] (0:11.97)	0:12.58 [5] (0:12.58)	0.1L	0:36.56	-13
3	8	<b>OCTAVIO</b> Ryan Maloney	1	63.4 2000m	0:11.51 2000m	0:49.87 [6] (0:12.51)	0:37.36 [5] (0:12.06)	0:25.30 [5] (0:12.36)	0:12.94 [3] (0:12.94)	1.1L	0:37.36	-10
4	14	<b>HEROIC INSTINCT</b> Mark Du Plessis	5	64.1 2000m	0:11.50 2000m	0:50.24 [4] (0:12.41)	0:37.83 [3] (0:12.08)	0:25.75 [1] (0:12.46)	0:13.29 [1] (0:13.29)	1.5L	0:37.83	-13
5	6	<b>FLYING PHAROAH</b> Andrew Mallyon	10	64.8 2000m	0:11.30 2000m	0:50.37 [3] (0:12.67)	0:37.70 [4] (0:12.13)	0:25.57 [4] (0:12.54)	0:13.03 [4] (0:13.03)	1.7L	0:37.70	-15
6	1	<b>BURN THE BOATS</b> Justin Huxtable	13	62.4 Overall	0:11.85 2000m	0:49.91 [12] (0:12.57)	0:37.34 [12] (0:12.08)	0:25.26 [10] (0:12.10)	0:13.16 [7] (0:13.16)	6L	0:37.34	-22
7	11	<b>SEA KISSED</b> Sean Cormack	8	64.7 Overall	0:11.77 2000m	0:50.81 [8] (0:12.67)	0:38.14 [7] (0:12.18)	0:25.96 [6] (0:12.64)	0:13.32 [9] (0:13.32)	7.5L	0:38.14	-16
8	10	<b>JESTER STATEMENT</b> Karl Zechner	7	62.3 1800m	0:11.96 2000m	0:50.74 [9] (0:12.58)	0:38.16 [8] (0:12.38)	0:25.78 [8] (0:12.41)	0:13.37 [8] (0:13.37)	7.6L	0:38.16	+0
9	5	<b>THE KHAN</b> Samantha Collett	6	65.1 Overall	0:11.38 1800m	0:52.21 [1] (0:12.77)	0:39.44 [1] (0:12.43)	0:27.01 [2] (0:12.85)	0:14.16 [6] (0:14.16)	8.9L	0:39.44	-14
10	9	<b>CHOOKY CHEERLEADER</b> Brooke Ainsworth	4	61.9 2000m	0:11.77 1800m	0:51.41 [10] (0:12.72)	0:38.69 [10] (0:12.73)	0:25.96 [11] (0:12.72)	0:13.24 [10] (0:13.24)	11.9L	0:38.69	-6

Scratched: Another Dime (#12), Grande Baie (#13)



**Sunshine Coast QLD Professional**  
**Race 3: PFD FOODSERVICES Maiden Plate - 2200m**  
**28 May 2023 - 14:21**



Track Rating: Good 4, Weather: Fine, Rail Position: +9m

Section		800m	600m	400m	200m	Last 600m					
Field Times		0:50.62 (0:12.77)	0:37.85 (0:12.37)	0:25.48 (0:12.46)	0:13.02 (0:13.02)	0:37.85					
Rank	TAB Horse/Jockey	Barrier	Top Speed [km/h]	Fastest Section	Margin			Distance Travelled [m]			
11	3 LET'S PROSPER Jake Bayliss	3	63.4 Overall	0:11.66 2000m	0:54.87 [7] (0:12.63)	0:42.24 [6] (0:12.71)	0:29.53 [9] (0:13.84)	0:15.69 [11] (0:15.69)	29.9L	0:42.24	-8
12	4 MANZIKERT Tiffani Brooker	9	64.5 Overall	0:11.69 2000m	0:55.70 [5] (0:13.00)	0:42.70 [9] (0:12.97)	0:29.73 [12] (0:14.00)	0:15.73 [12] (0:15.73)	33.9L	0:42.70	-9

Scratched: Another Dime (#12), Grande Baie (#13)

[ ] Ranking at each section and finish  
 -:-:-:- No data available at this section  
 NA No data available

SCN Saddle cloth number  
 DNF Did not finish  
 DNT Did not track



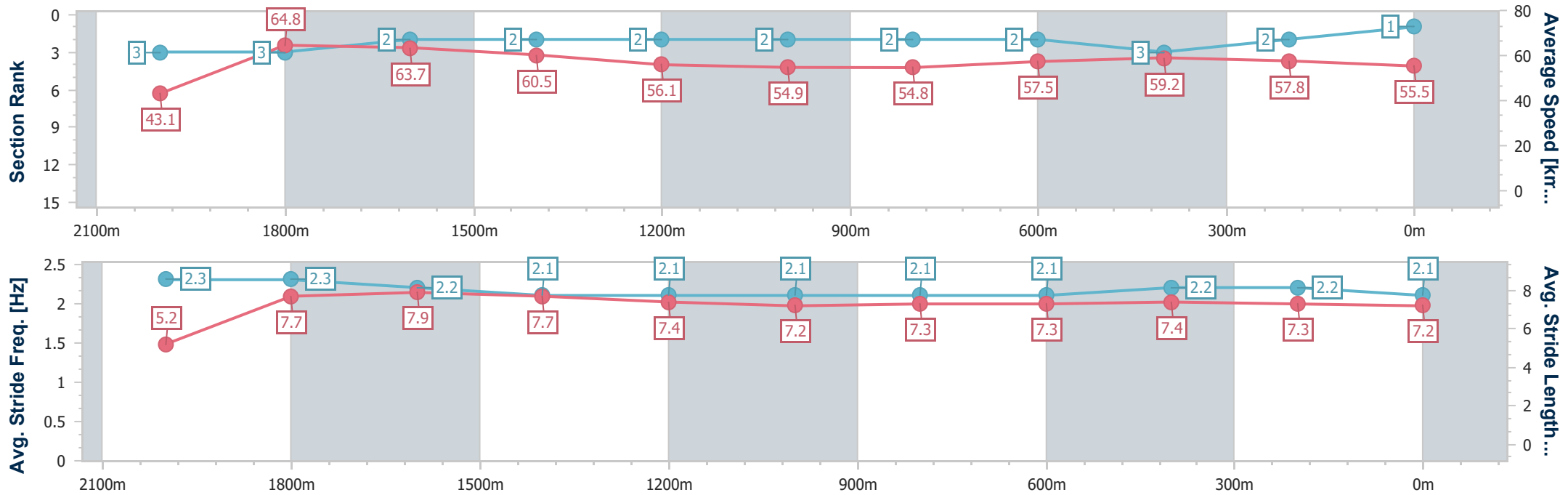
Horse/Jockey Name	Glen Massey
Final Rank	1
Fastest Section Time (Section)	0:11.37 (2000m)
Top Speed [km/h] (Section)	65.7 (Overall)
Race State	Finished



Sunshine Coast QLD Professional  
 Race 3: PFD FOODSERVICES Maiden Plate - 2200m  
 28 May 2023 - 14:21  
 Track Rating: Good 4, Weather: Fine, Rail Position: +9m



Section	Overall	2000m	1800m	1600m	1400m	1200m	1000m	800m	600m	400m	200m
Section Times	2:21.27 [1] (0:16.69)	2:04.58 [3] (0:11.37)	1:53.21 [3] (0:11.48)	1:41.73 [2] (0:11.99)	1:29.74 [2] (0:12.96)	1:16.78 [2] (0:13.12)	1:03.66 [2] (0:13.30)	0:50.36 [2] (0:12.70)	0:37.66 [2] (0:12.25)	0:25.41 [3] (0:12.45)	0:12.96 [2] (0:12.96)
Average Speed [km/h]	43.1	64.8	63.7	60.5	56.1	54.9	54.8	57.5	59.2	57.8	55.5
Top Speed [km/h]	65.7	65.5	65.5	62.4	59.5	55.9	56.6	59.1	60.0	59.1	57.2
Avg. Dist. to Rail [m]	12.6	4.6	2.7	3.6	3.2	2.6	3.7	2.5	1.3	2.1	0.6
Avg. Stride Freq. [Hz]	2.3	2.3	2.2	2.1	2.1	2.1	2.1	2.1	2.2	2.2	2.1
Avg. Stride Length [m]	5.2	7.7	7.9	7.7	7.4	7.2	7.3	7.3	7.4	7.3	7.2



- [ ] Ranking at each section and finish
- .-.- No data available at this section
- NA No data available



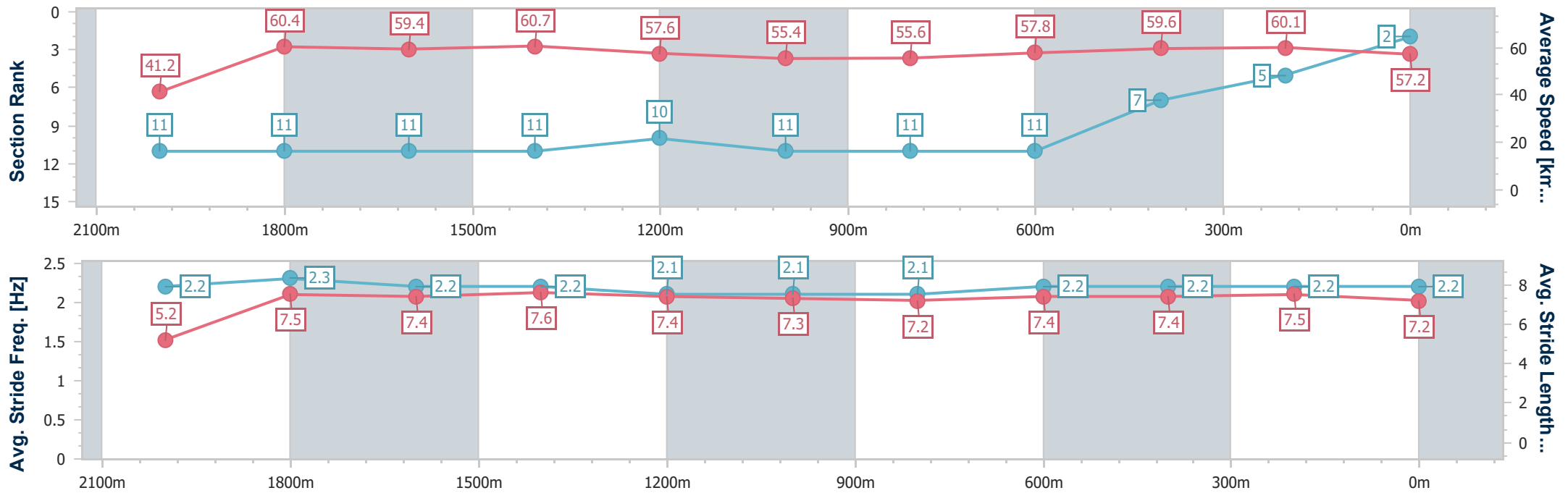
Horse/Jockey Name	Mr Plume
Final Rank	2
Fastest Section Time (Section)	0:11.89 (2000m)
Top Speed [km/h] (Section)	62.9 (1600m)
Race State	Finished



Sunshine Coast QLD Professional  
 Race 3: PFD FOODSERVICES Maiden Plate - 2200m  
 28 May 2023 - 14:21  
 Track Rating: Good 4, Weather: Fine, Rail Position: +9m



Section	Overall	2000m	1800m	1600m	1400m	1200m	1000m	800m	600m	400m	200m
Section Times	2:21.28 [2] (0:17.47)	2:03.81 [11] (0:11.89)	1:51.92 [11] (0:12.12)	1:39.80 [11] (0:11.89)	1:27.91 [11] (0:12.60)	1:15.31 [10] (0:13.03)	1:02.28 [11] (0:13.15)	0:49.13 [11] (0:12.57)	0:36.56 [11] (0:12.01)	0:24.55 [7] (0:11.97)	0:12.58 [5] (0:12.58)
Average Speed [km/h]	41.2	60.4	59.4	60.7	57.6	55.4	55.6	57.8	59.6	60.1	57.2
Top Speed [km/h]	61.8	61.8	60.4	62.9	60.0	56.1	56.5	59.8	60.7	61.5	59.1
Avg. Dist. to Rail [m]	8.3	0.9	0.2	1.7	3.0	5.1	5.3	2.0	1.3	1.5	3.2
Avg. Stride Freq. [Hz]	2.2	2.3	2.2	2.2	2.1	2.1	2.1	2.2	2.2	2.2	2.2
Avg. Stride Length [m]	5.2	7.5	7.4	7.6	7.4	7.3	7.2	7.4	7.4	7.5	7.2



- [ ] Ranking at each section and finish
- .-.- No data available at this section
- NA No data available



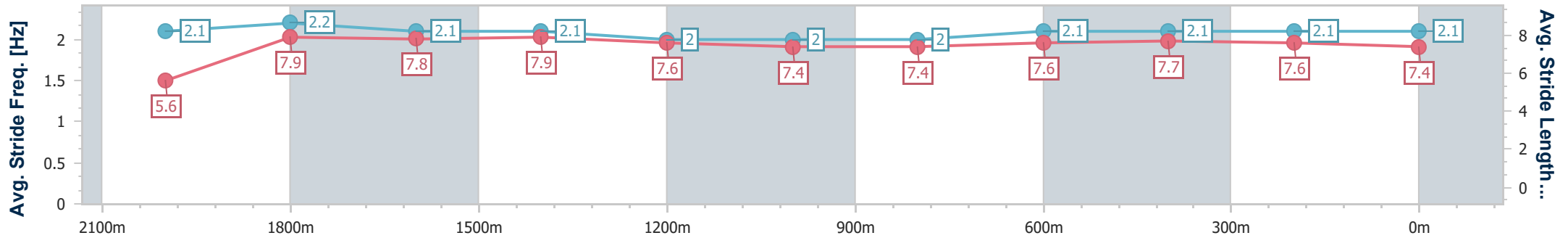
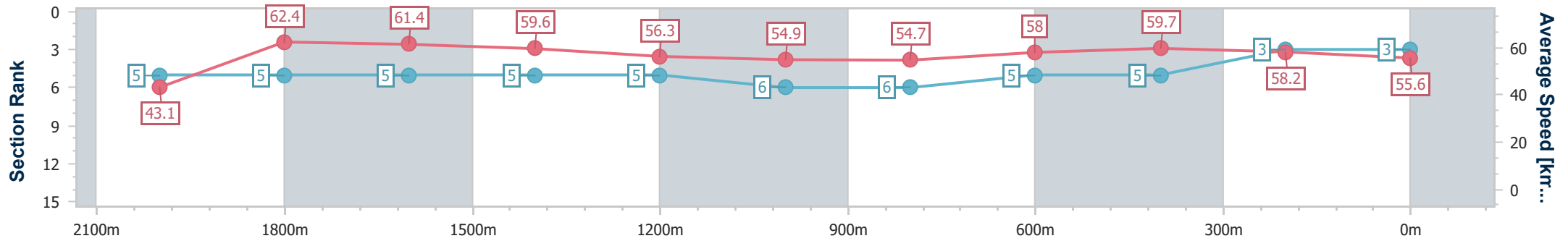
Horse/Jockey Name	Octavio
Final Rank	3
Fastest Section Time (Section)	0:11.51 (2000m)
Top Speed [km/h] (Section)	63.4 (2000m)
Race State	Finished



Sunshine Coast QLD Professional  
 Race 3: PFD FOODSERVICES Maiden Plate - 2200m  
 28 May 2023 - 14:21  
 Track Rating: Good 4, Weather: Fine, Rail Position: +9m



Section	Overall	2000m	1800m	1600m	1400m	1200m	1000m	800m	600m	400m	200m
Section Times	2:21.46 [3] (0:16.72)	2:04.74 [5] (0:11.51)	1:53.23 [5] (0:11.78)	1:41.45 [5] (0:12.16)	1:29.29 [5] (0:12.91)	1:16.38 [5] (0:13.16)	1:03.22 [6] (0:13.35)	0:49.87 [6] (0:12.51)	0:37.36 [5] (0:12.06)	0:25.30 [5] (0:12.36)	0:12.94 [3] (0:12.94)
Average Speed [km/h]	43.1	62.4	61.4	59.6	56.3	54.9	54.7	58.0	59.7	58.2	55.6
Top Speed [km/h]	61.9	63.4	62.5	61.7	58.5	56.4	55.4	59.8	61.0	59.5	57.0
Avg. Dist. to Rail [m]	6.7	0.8	0.8	2.4	3.5	4.7	4.7	1.5	0.7	2.9	3.2
Avg. Stride Freq. [Hz]	2.1	2.2	2.1	2.1	2.0	2.0	2.0	2.1	2.1	2.1	2.1
Avg. Stride Length [m]	5.6	7.9	7.8	7.9	7.6	7.4	7.4	7.6	7.7	7.6	7.4



- [ ] Ranking at each section and finish
- .-.- No data available at this section
- NA No data available



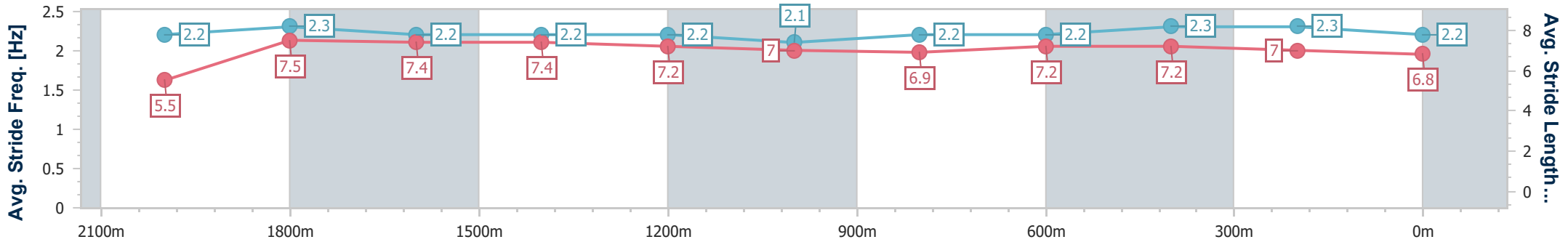
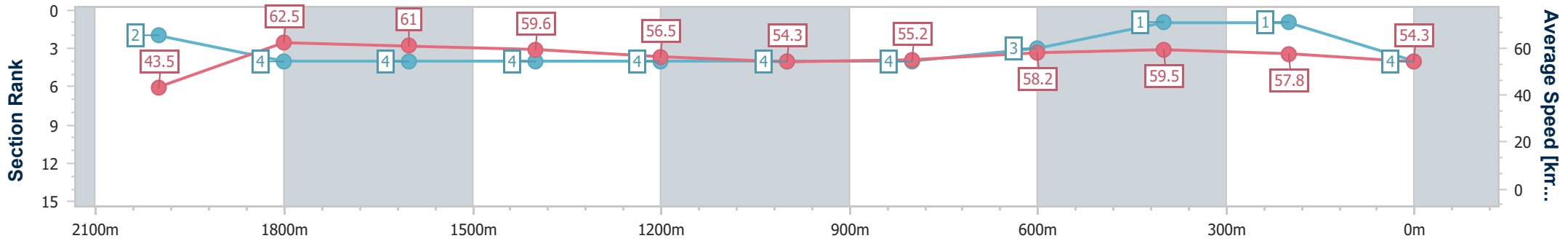
Horse/Jockey Name	Heroic Instinct
Final Rank	4
Fastest Section Time (Section)	0:11.50 (2000m)
Top Speed [km/h] (Section)	64.1 (2000m)
Race State	Finished



Sunshine Coast QLD Professional  
 Race 3: PFD FOODSERVICES Maiden Plate - 2200m  
 28 May 2023 - 14:21  
 Track Rating: Good 4, Weather: Fine, Rail Position: +9m



Section	Overall	2000m	1800m	1600m	1400m	1200m	1000m	800m	600m	400m	200m
Section Times	2:21.54 [4] (0:16.57)	2:04.97 [2] (0:11.50)	1:53.47 [4] (0:11.85)	1:41.62 [4] (0:12.15)	1:29.47 [4] (0:12.86)	1:16.61 [4] (0:13.27)	1:03.34 [4] (0:13.10)	0:50.24 [4] (0:12.41)	0:37.83 [3] (0:12.08)	0:25.75 [1] (0:12.46)	0:13.29 [1] (0:13.29)
Average Speed [km/h]	43.5	62.5	61.0	59.6	56.5	54.3	55.2	58.2	59.5	57.8	54.3
Top Speed [km/h]	62.4	64.1	62.7	61.7	58.5	55.8	57.0	60.4	60.2	59.6	56.4
Avg. Dist. to Rail [m]	5.6	0.4	0.7	2.4	2.9	1.4	0.9	0.8	0.8	3.1	2.1
Avg. Stride Freq. [Hz]	2.2	2.3	2.2	2.2	2.2	2.1	2.2	2.2	2.3	2.3	2.2
Avg. Stride Length [m]	5.5	7.5	7.4	7.4	7.2	7.0	6.9	7.2	7.2	7.0	6.8



- [ ] Ranking at each section and finish
- .-.- No data available at this section
- NA No data available





Horse/Jockey Name	Flying Pharoah
Final Rank	5
Fastest Section Time (Section)	0:11.30 (2000m)
Top Speed [km/h] (Section)	64.8 (2000m)
Race State	Finished



### Sunshine Coast QLD Professional

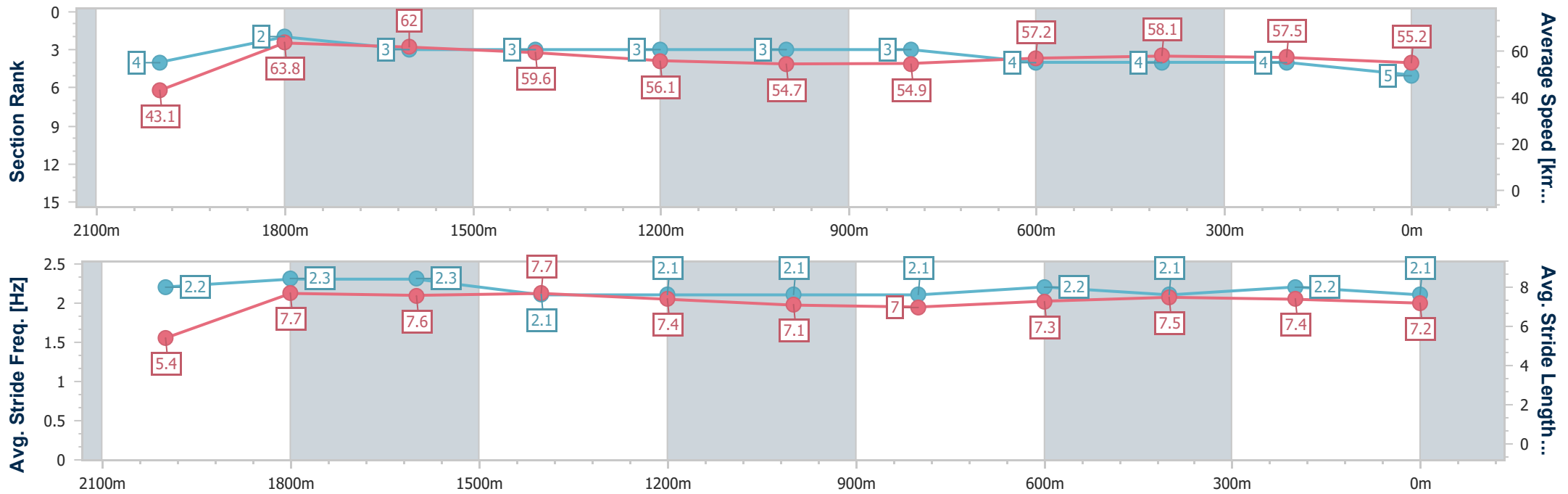
Race 3: PFD FOODSERVICES Maiden Plate - 2200m



28 May 2023 - 14:21

Track Rating: Good 4, Weather: Fine, Rail Position: +9m

Section	Overall	2000m	1800m	1600m	1400m	1200m	1000m	800m	600m	400m	200m
Section Times	2:21.58 [5] (0:16.72)	2:04.86 [4] (0:11.30)	1:53.56 [2] (0:11.72)	1:41.84 [3] (0:12.11)	1:29.73 [3] (0:12.92)	1:16.81 [3] (0:13.18)	1:03.63 [3] (0:13.26)	0:50.37 [3] (0:12.67)	0:37.70 [4] (0:12.13)	0:25.57 [4] (0:12.54)	0:13.03 [4] (0:13.03)
Average Speed [km/h]	43.1	63.8	62.0	59.6	56.1	54.7	54.9	57.2	58.1	57.5	55.2
Top Speed [km/h]	64.7	64.8	62.6	61.4	58.3	55.9	56.3	58.9	59.8	58.3	56.7
Avg. Dist. to Rail [m]	8.3	0.5	1.4	1.4	2.6	3.1	3.5	1.5	3.5	0.2	0.8
Avg. Stride Freq. [Hz]	2.2	2.3	2.3	2.1	2.1	2.1	2.1	2.2	2.1	2.2	2.1
Avg. Stride Length [m]	5.4	7.7	7.6	7.7	7.4	7.1	7.0	7.3	7.5	7.4	7.2



- [ ] Ranking at each section and finish
- .-.- No data available at this section
- NA No data available



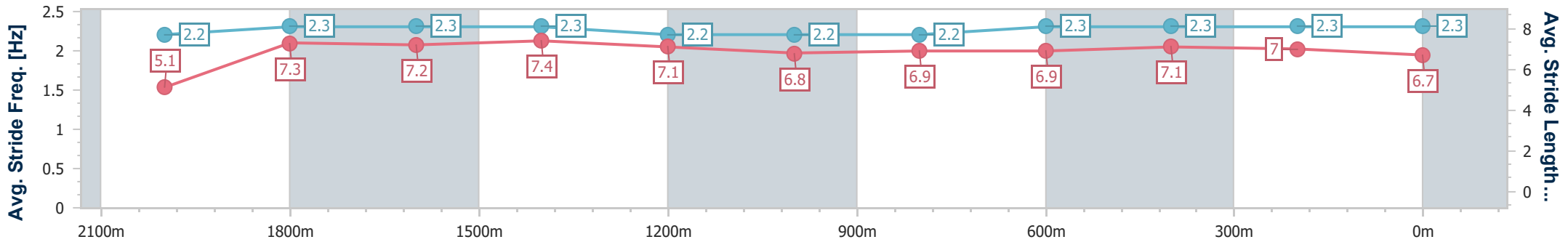
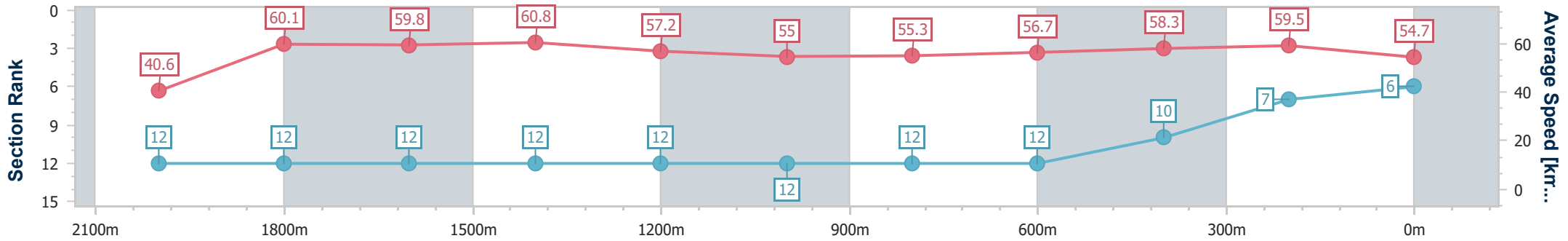
Horse/Jockey Name	Burn The Boats
Final Rank	6
Fastest Section Time (Section)	0:11.85 (2000m)
Top Speed [km/h] (Section)	62.4 (Overall)
Race State	Finished



Sunshine Coast QLD Professional  
 Race 3: PFD FOODSERVICES Maiden Plate - 2200m  
 28 May 2023 - 14:21  
 Track Rating: Good 4, Weather: Fine, Rail Position: +9m



Section	Overall	2000m	1800m	1600m	1400m	1200m	1000m	800m	600m	400m	200m
Section Times	2:22.32 [6] (0:17.77)	2:04.55 [12] (0:11.85)	1:52.70 [12] (0:12.11)	1:40.59 [12] (0:11.93)	1:28.66 [12] (0:12.64)	1:16.02 [12] (0:13.08)	1:02.94 [12] (0:13.03)	0:49.91 [12] (0:12.57)	0:37.34 [12] (0:12.08)	0:25.26 [10] (0:12.10)	0:13.16 [7] (0:13.16)
Average Speed [km/h]	40.6	60.1	59.8	60.8	57.2	55.0	55.3	56.7	58.3	59.5	54.7
Top Speed [km/h]	62.4	61.9	61.3	62.1	59.3	56.0	56.6	59.1	59.3	61.2	57.8
Avg. Dist. to Rail [m]	7.5	2.0	1.2	3.4	1.7	1.1	0.7	1.7	4.1	2.6	1.1
Avg. Stride Freq. [Hz]	2.2	2.3	2.3	2.3	2.2	2.2	2.2	2.3	2.3	2.3	2.3
Avg. Stride Length [m]	5.1	7.3	7.2	7.4	7.1	6.8	6.9	6.9	7.1	7.0	6.7



- [ ] Ranking at each section and finish
- .-.- No data available at this section
- NA No data available



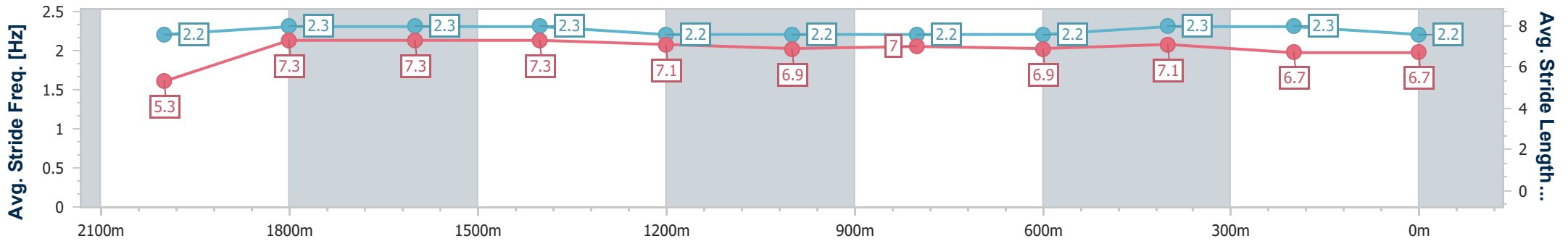
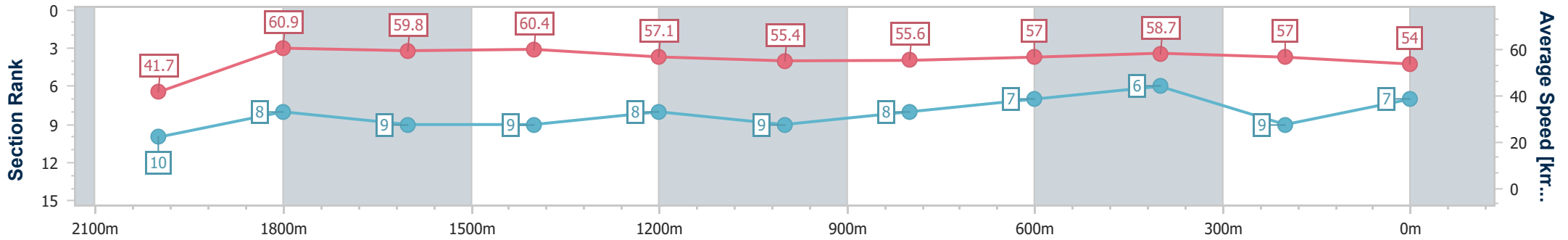
Horse/Jockey Name	Sea Kissed
Final Rank	7
Fastest Section Time (Section)	0:11.77 (2000m)
Top Speed [km/h] (Section)	64.7 (Overall)
Race State	Finished



Sunshine Coast QLD Professional  
 Race 3: PFD FOODSERVICES Maiden Plate - 2200m  
 28 May 2023 - 14:21  
 Track Rating: Good 4, Weather: Fine, Rail Position: +9m



Section	Overall	2000m	1800m	1600m	1400m	1200m	1000m	800m	600m	400m	200m
Section Times	2:22.61 [7] (0:17.28)	2:05.33 [10] (0:11.77)	1:53.56 [8] (0:12.05)	1:41.51 [9] (0:11.94)	1:29.57 [9] (0:12.69)	1:16.88 [8] (0:13.00)	1:03.88 [9] (0:13.07)	0:50.81 [8] (0:12.67)	0:38.14 [7] (0:12.18)	0:25.96 [6] (0:12.64)	0:13.32 [9] (0:13.32)
Average Speed [km/h]	41.7	60.9	59.8	60.4	57.1	55.4	55.6	57.0	58.7	57.0	54.0
Top Speed [km/h]	64.7	62.8	61.2	61.9	59.9	56.5	56.3	58.1	60.2	58.5	57.1
Avg. Dist. to Rail [m]	7.0	0.8	0.5	2.1	2.0	2.6	3.1	1.4	1.5	3.3	3.8
Avg. Stride Freq. [Hz]	2.2	2.3	2.3	2.3	2.2	2.2	2.2	2.2	2.3	2.3	2.2
Avg. Stride Length [m]	5.3	7.3	7.3	7.3	7.1	6.9	7.0	6.9	7.1	6.7	6.7



- [ ] Ranking at each section and finish
- .-.- No data available at this section
- NA No data available



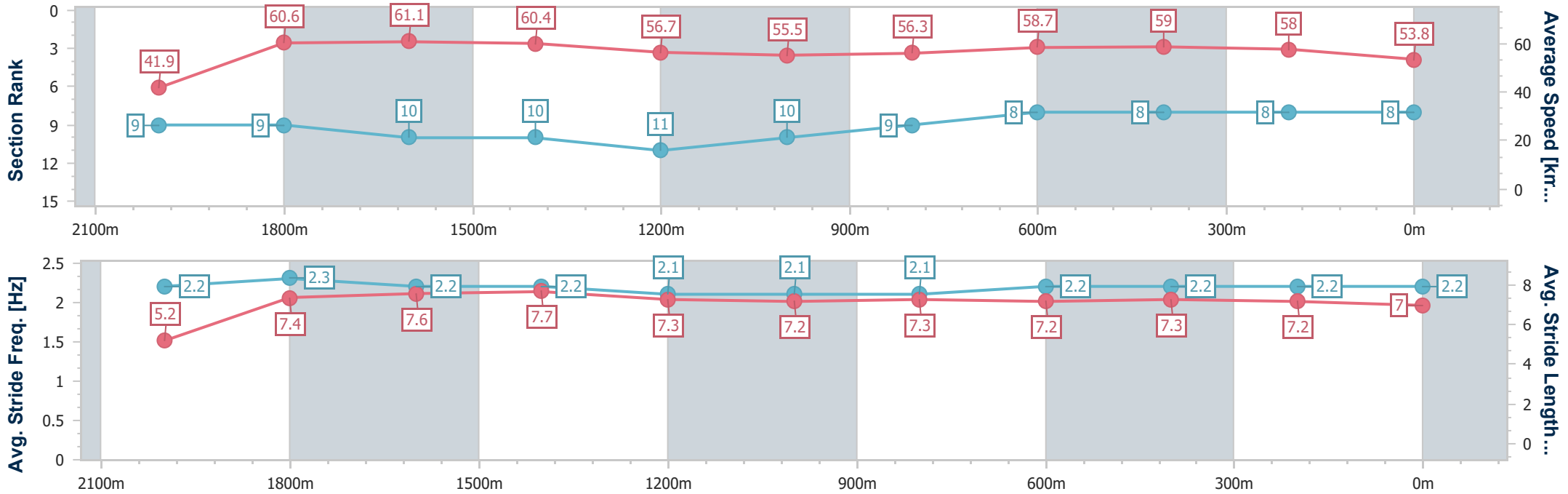
Horse/Jockey Name	Jester Statement
Final Rank	8
Fastest Section Time (Section)	0:11.96 (2000m)
Top Speed [km/h] (Section)	62.3 (1800m)
Race State	Finished



Sunshine Coast QLD Professional  
 Race 3: PFD FOODSERVICES Maiden Plate - 2200m  
 28 May 2023 - 14:21  
 Track Rating: Good 4, Weather: Fine, Rail Position: +9m



Section	Overall	2000m	1800m	1600m	1400m	1200m	1000m	800m	600m	400m	200m
Section Times	2:22.63 [8] (0:17.21)	2:05.42 [9] (0:11.96)	1:53.46 [9] (0:11.98)	1:41.48 [10] (0:12.03)	1:29.45 [10] (0:12.81)	1:16.64 [11] (0:13.00)	1:03.64 [10] (0:12.90)	0:50.74 [9] (0:12.58)	0:38.16 [8] (0:12.38)	0:25.78 [8] (0:12.41)	0:13.37 [8] (0:13.37)
Average Speed [km/h]	41.9	60.6	61.1	60.4	56.7	55.5	56.3	58.7	59.0	58.0	53.8
Top Speed [km/h]	61.8	61.5	62.3	60.8	60.1	56.7	57.9	59.9	60.5	59.5	56.6
Avg. Dist. to Rail [m]	7.8	1.3	2.8	3.6	3.2	2.6	2.7	4.5	2.2	4.1	4.0
Avg. Stride Freq. [Hz]	2.2	2.3	2.2	2.2	2.1	2.1	2.1	2.2	2.2	2.2	2.2
Avg. Stride Length [m]	5.2	7.4	7.6	7.7	7.3	7.2	7.3	7.2	7.3	7.2	7.0



- [ ] Ranking at each section and finish
- .-.- No data available at this section
- NA No data available



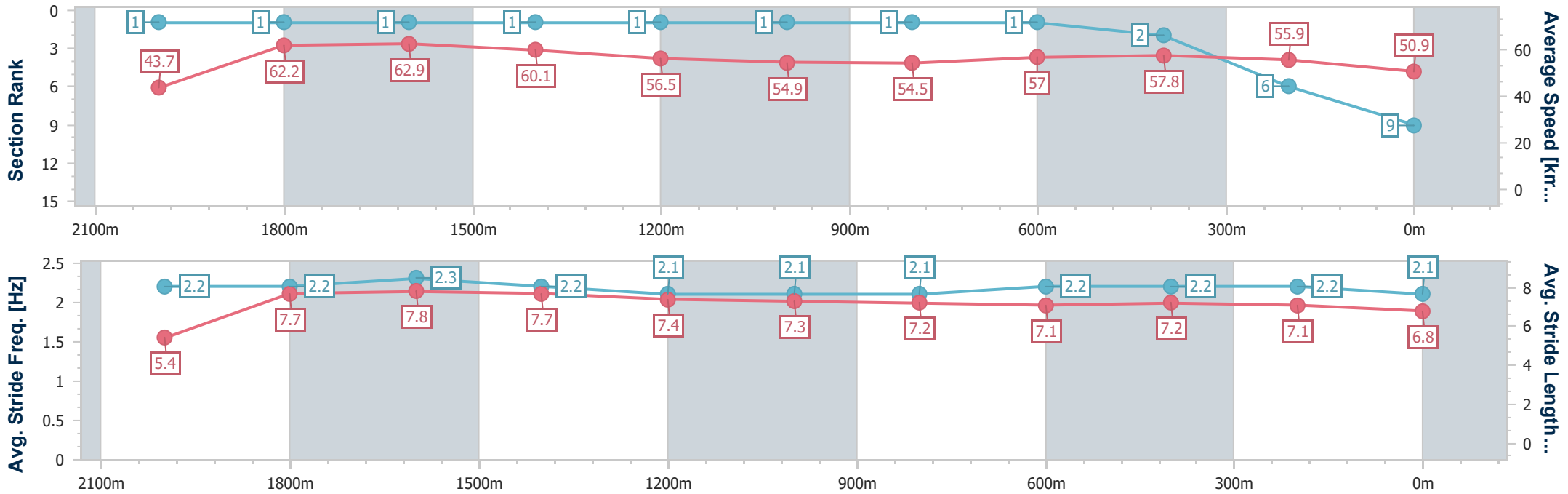
Horse/Jockey Name	The Khan
Final Rank	9
Fastest Section Time (Section)	0:11.38 (1800m)
Top Speed [km/h] (Section)	65.1 (Overall)
Race State	Finished



Sunshine Coast QLD Professional  
 Race 3: PFD FOODSERVICES Maiden Plate - 2200m  
 28 May 2023 - 14:21  
 Track Rating: Good 4, Weather: Fine, Rail Position: +9m



Section	Overall	2000m	1800m	1600m	1400m	1200m	1000m	800m	600m	400m	200m
Section Times	2:22.86 [9] (0:16.48)	2:06.38 [1] (0:11.52)	1:54.86 [1] (0:11.38)	1:43.48 [1] (0:11.99)	1:31.49 [1] (0:12.81)	1:18.68 [1] (0:13.15)	1:05.53 [1] (0:13.32)	0:52.21 [1] (0:12.77)	0:39.44 [1] (0:12.43)	0:27.01 [2] (0:12.85)	0:14.16 [6] (0:14.16)
Average Speed [km/h]	43.7	62.2	62.9	60.1	56.5	54.9	54.5	57.0	57.8	55.9	50.9
Top Speed [km/h]	65.1	63.0	64.4	61.8	58.5	55.6	55.2	57.9	58.6	57.1	54.1
Avg. Dist. to Rail [m]	7.4	0.8	1.0	1.1	2.0	2.5	2.3	2.0	0.5	0.5	0.8
Avg. Stride Freq. [Hz]	2.2	2.2	2.3	2.2	2.1	2.1	2.1	2.2	2.2	2.2	2.1
Avg. Stride Length [m]	5.4	7.7	7.8	7.7	7.4	7.3	7.2	7.1	7.2	7.1	6.8



- [ ] Ranking at each section and finish
- .-.- No data available at this section
- NA No data available



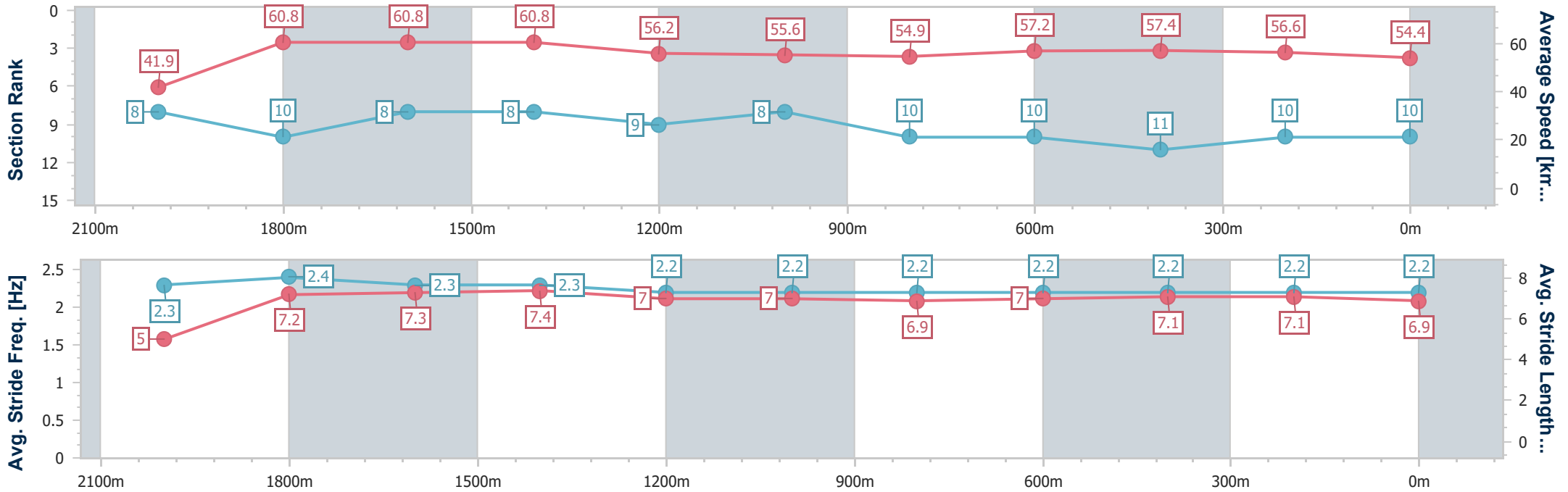
Horse/Jockey Name	Chooky Cheerleader
Final Rank	10
Fastest Section Time (Section)	0:11.77 (1800m)
Top Speed [km/h] (Section)	61.9 (2000m)
Race State	Finished



Sunshine Coast QLD Professional  
 Race 3: PFD FOODSERVICES Maiden Plate - 2200m  
 28 May 2023 - 14:21  
 Track Rating: Good 4, Weather: Fine, Rail Position: +9m



Section	Overall	2000m	1800m	1600m	1400m	1200m	1000m	800m	600m	400m	200m
Section Times	2:23.40 [10] (0:17.18)	2:06.22 [8] (0:12.00)	1:54.22 [10] (0:11.77)	1:42.45 [8] (0:11.89)	1:30.56 [8] (0:12.90)	1:17.66 [9] (0:12.98)	1:04.68 [8] (0:13.27)	0:51.41 [10] (0:12.72)	0:38.69 [10] (0:12.73)	0:25.96 [11] (0:12.72)	0:13.24 [10] (0:13.24)
Average Speed [km/h]	41.9	60.8	60.8	60.8	56.2	55.6	54.9	57.2	57.4	56.6	54.4
Top Speed [km/h]	61.3	61.9	61.7	61.3	60.8	56.5	56.6	58.2	58.7	57.8	57.3
Avg. Dist. to Rail [m]	10.8	2.9	1.2	2.1	2.9	3.0	3.9	1.9	2.6	4.6	4.7
Avg. Stride Freq. [Hz]	2.3	2.4	2.3	2.3	2.2	2.2	2.2	2.2	2.2	2.2	2.2
Avg. Stride Length [m]	5.0	7.2	7.3	7.4	7.0	7.0	6.9	7.0	7.1	7.1	6.9



- [ ] Ranking at each section and finish
- .-.- No data available at this section
- NA No data available



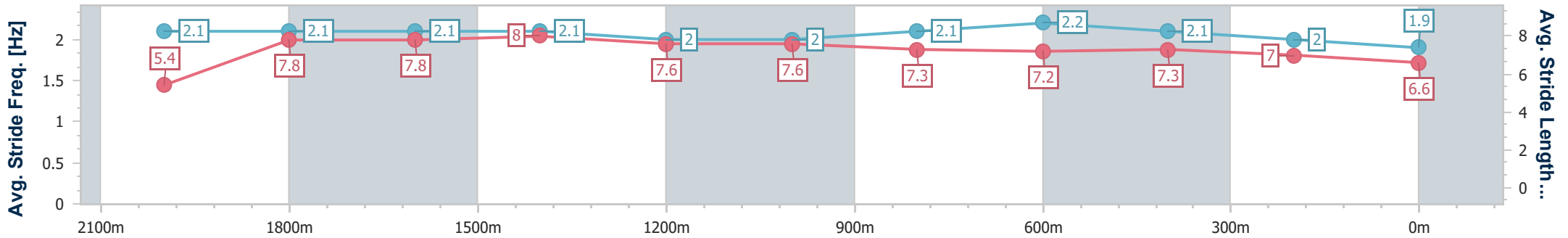
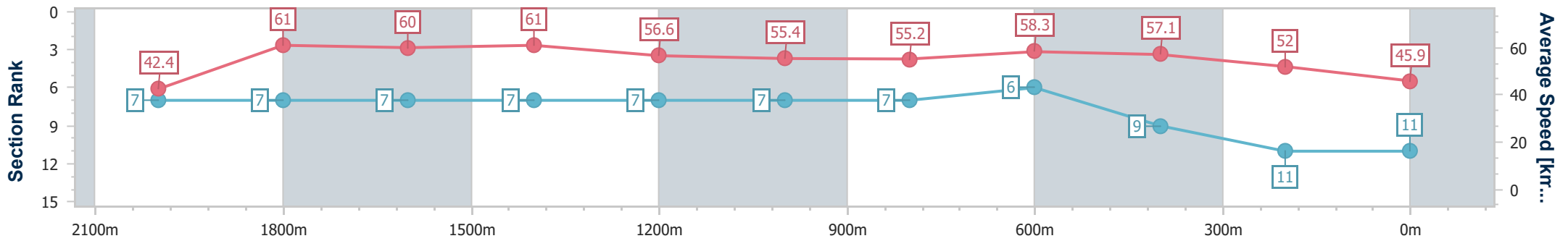
Horse/Jockey Name	Let's Prosper
Final Rank	11
Fastest Section Time (Section)	0:11.66 (2000m)
Top Speed [km/h] (Section)	63.4 (Overall)
Race State	Finished



Sunshine Coast QLD Professional  
 Race 3: PFD FOODSERVICES Maiden Plate - 2200m  
 28 May 2023 - 14:21  
 Track Rating: Good 4, Weather: Fine, Rail Position: +9m



Section	Overall	2000m	1800m	1600m	1400m	1200m	1000m	800m	600m	400m	200m
Section Times	2:26.49 [11] (0:16.97)	2:09.52 [7] (0:11.66)	1:57.86 [7] (0:11.98)	1:45.88 [7] (0:11.89)	1:33.99 [7] (0:12.85)	1:21.14 [7] (0:13.06)	1:08.08 [7] (0:13.21)	0:54.87 [7] (0:12.63)	0:42.24 [6] (0:12.71)	0:29.53 [9] (0:13.84)	0:15.69 [11] (0:15.69)
Average Speed [km/h]	42.4	61.0	60.0	61.0	56.6	55.4	55.2	58.3	57.1	52.0	45.9
Top Speed [km/h]	63.4	62.6	60.7	61.4	59.1	56.1	57.2	59.4	57.8	55.7	48.2
Avg. Dist. to Rail [m]	6.4	2.3	0.8	2.9	3.6	4.6	5.1	3.9	1.3	2.6	1.0
Avg. Stride Freq. [Hz]	2.1	2.1	2.1	2.1	2.0	2.0	2.1	2.2	2.1	2.0	1.9
Avg. Stride Length [m]	5.4	7.8	7.8	8.0	7.6	7.6	7.3	7.2	7.3	7.0	6.6



- [ ] Ranking at each section and finish
- .-.- No data available at this section
- NA No data available



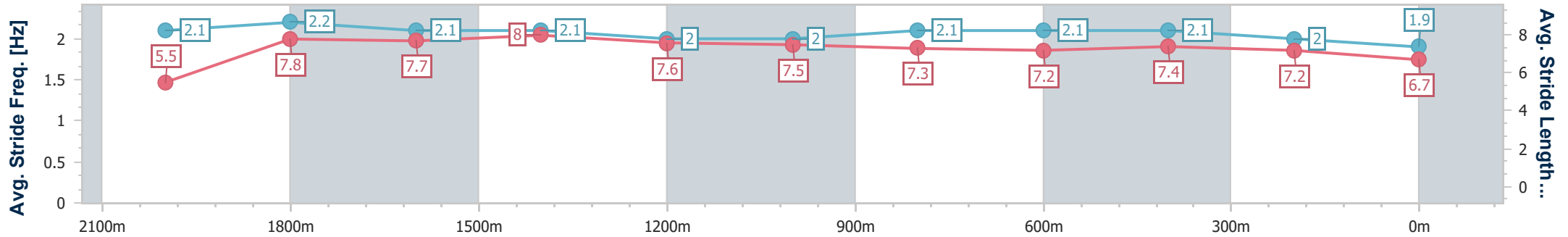
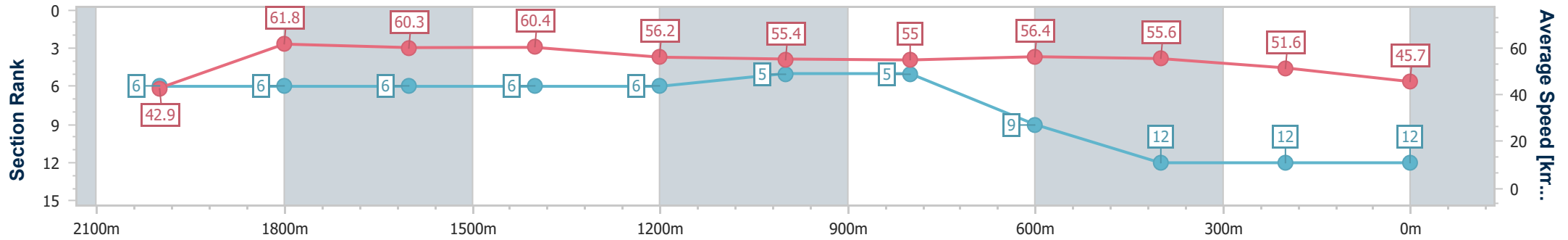
Horse/Jockey Name	Manzikert
Final Rank	12
Fastest Section Time (Section)	0:11.69 (2000m)
Top Speed [km/h] (Section)	64.5 (Overall)
Race State	Finished



Sunshine Coast QLD Professional  
 Race 3: PFD FOODSERVICES Maiden Plate - 2200m  
 28 May 2023 - 14:21  
 Track Rating: Good 4, Weather: Fine, Rail Position: +9m



Section	Overall	2000m	1800m	1600m	1400m	1200m	1000m	800m	600m	400m	200m
Section Times	2:27.20 [12] (0:16.81)	2:10.39 [6] (0:11.69)	1:58.70 [6] (0:11.90)	1:46.80 [6] (0:11.96)	1:34.84 [6] (0:12.84)	1:22.00 [6] (0:13.01)	1:08.99 [5] (0:13.29)	0:55.70 [5] (0:13.00)	0:42.70 [9] (0:12.97)	0:29.73 [12] (0:14.00)	0:15.73 [12] (0:15.73)
Average Speed [km/h]	42.9	61.8	60.3	60.4	56.2	55.4	55.0	56.4	55.6	51.6	45.7
Top Speed [km/h]	64.5	63.1	61.7	60.9	58.9	57.0	56.5	57.1	56.9	54.5	49.6
Avg. Dist. to Rail [m]	7.5	1.1	0.6	1.0	1.5	3.1	4.5	3.5	0.4	0.8	0.3
Avg. Stride Freq. [Hz]	2.1	2.2	2.1	2.1	2.0	2.0	2.1	2.1	2.1	2.0	1.9
Avg. Stride Length [m]	5.5	7.8	7.7	8.0	7.6	7.5	7.3	7.2	7.4	7.2	6.7



- [ ] Ranking at each section and finish
- .-.- No data available at this section
- NA No data available