



# Sunshine Coast QLD Professional

## Race 5: COUNTRY TO COAST BUILDING Class 3 Handicap - 1200m

28 May 2023 - 15:37



Track Rating: Good 4, Weather: Fine, Rail Position: +9m

Section		Overall											Last 600m	
Field Times		1:11.33 (0:13.41)											0:35.35	
		1000m												
		0:57.92 (0:11.04)												
		800m												
		0:46.88 (0:11.53)												
		600m												
		0:35.35 (0:11.68)												
		400m												
		0:23.67 (0:11.76)												
		200m												
		0:11.91 (0:11.91)												
Rank	TAB	Horse/Jockey	Barrier	Top Speed [km/h]	Fastest Section	Overall	1000m	800m	600m	400m	200m	Margin	Last 600m	Distance Travelled [m]
1	2	LAMBDOMA ENERGY Taylor Marshall	13	68.4 1000m	0:10.88 1000m	1:11.33 [1] (0:14.30)	0:57.03 [8] (0:10.88)	0:46.15 [8] (0:11.36)	0:34.79 [7] (0:11.67)	0:23.12 [7] (0:11.30)	0:11.82 [3] (0:11.82)	1:11.33	0:34.79	
2	5	MIO SORRENTO Tiffani Brooker	5	70.1 Overall	0:10.76 1000m	1:11.66 [2] (0:14.06)	0:57.60 [7] (0:10.76)	0:46.84 [4] (0:11.47)	0:35.37 [4] (0:11.57)	0:23.80 [3] (0:11.56)	0:12.24 [1] (0:12.24)	1.8L	0:35.37	+2
3	12	DRAMMATICA Ben Thompson	6	66.6 1000m	0:11.17 1000m	1:11.89 [3] (0:13.99)	0:57.90 [6] (0:11.17)	0:46.73 [7] (0:11.43)	0:35.30 [8] (0:11.63)	0:23.67 [8] (0:11.66)	0:12.01 [8] (0:12.01)	3.1L	0:35.30	+4
4	14	GOLLY HUTT Craig Robertson	1	68.2 1000m	0:10.98 1000m	1:12.37 [4] (0:13.47)	0:58.90 [2] (0:10.98)	0:47.92 [1] (0:11.53)	0:36.39 [1] (0:11.76)	0:24.63 [2] (0:11.76)	0:12.87 [2] (0:12.87)	5.9L	0:36.39	+6
5	1	MENAZZI James Orman	8	67.5 1000m	0:11.22 1000m	1:12.44 [5] (0:13.83)	0:58.61 [4] (0:11.22)	0:47.39 [6] (0:11.40)	0:35.99 [6] (0:11.56)	0:24.43 [6] (0:11.60)	0:12.83 [6] (0:12.83)	6.2L	0:35.99	+6
6	9	LEGEND RULES Larry Cassidy	10	68.4 1000m	0:10.95 1000m	1:12.98 [6] (0:13.88)	0:59.10 [5] (0:10.95)	0:48.15 [5] (0:11.31)	0:36.84 [2] (0:11.52)	0:25.32 [1] (0:11.93)	0:13.39 [5] (0:13.39)	9.2L	0:36.84	+5
7	13	RUINART Matthew Powell	2	68.5 Overall	0:11.27 1000m	1:13.00 [7] (0:13.41)	0:59.59 [1] (0:11.27)	0:48.32 [2] (0:11.67)	0:36.65 [5] (0:11.51)	0:25.14 [4] (0:11.72)	0:13.42 [4] (0:13.42)	9.3L	0:36.65	+5
8	8	SACCA Damien Thornton	3	67.2 Overall	0:11.24 1000m	1:16.19 [8] (0:13.52)	1:02.67 [3] (0:11.24)	0:51.43 [3] (0:11.49)	0:39.94 [3] (0:11.69)	0:28.25 [5] (0:11.91)	0:16.34 [7] (0:16.34)	27.8L	0:39.94	+8

Scratched: Billy's Bro (#3), Dominarcher (#4), Invisble Tears (#6), Oriental Princess (#7), Rose Of Shiraz (#10), Alamira (#11)

[ ] Ranking at each section and finish  
 -:-:- No data available at this section  
 NA No data available

SCN Saddle cloth number  
 DNF Did not finish  
 DNT Did not track



Horse/Jockey Name	Lambdoma Energy
Final Rank	1
Fastest Section Time (Section)	0:10.88 (1000m)
Top Speed [km/h] (Section)	68.4 (1000m)
Race State	Finished



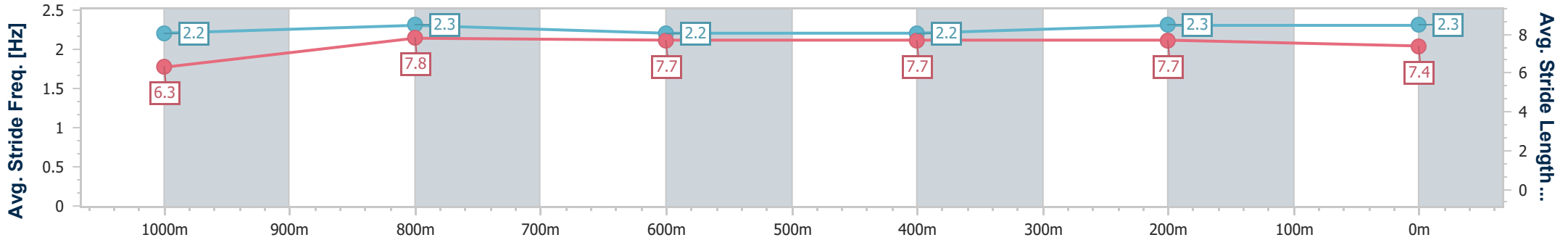
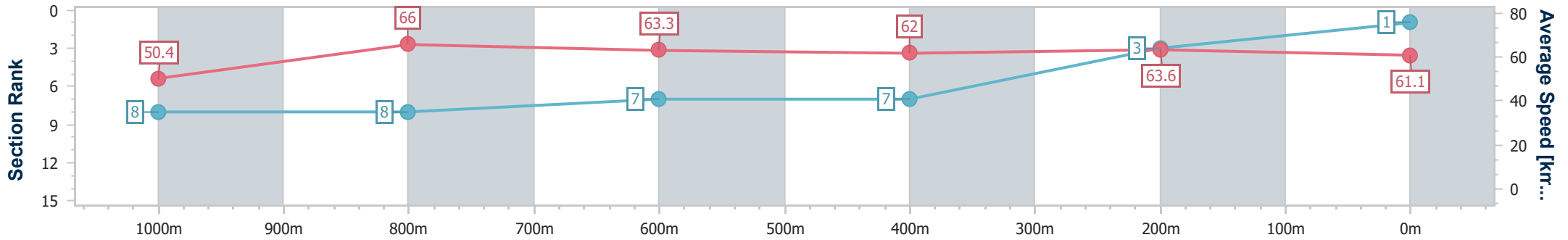
Sunshine Coast QLD Professional  
Race 5: COUNTRY TO COAST BUILDING Class 3 Handicap - 1200m



28 May 2023 - 15:37

Track Rating: Good 4, Weather: Fine, Rail Position: +9m

Section	Overall	1000m	800m	600m	400m	200m
Section Times	1:11.33 [1] (0:14.30)	0:57.03 [8] (0:10.88)	0:46.15 [8] (0:11.36)	0:34.79 [7] (0:11.67)	0:23.12 [7] (0:11.30)	0:11.82 [3] (0:11.82)
Average Speed [km/h]	50.4	66.0	63.3	62.0	63.6	61.1
Top Speed [km/h]	68.4	68.4	65.6	63.3	65.1	64.2
Avg. Dist. to Rail [m]	6.1	1.1	0.5	0.9	1.6	0.7
Avg. Stride Freq. [Hz]	2.2	2.3	2.2	2.2	2.3	2.3
Avg. Stride Length [m]	6.3	7.8	7.7	7.7	7.7	7.4



- [ ] Ranking at each section and finish
- .-.- No data available at this section
- NA No data available



Horse/Jockey Name	Mio Sorrento
Final Rank	2
Fastest Section Time (Section)	0:10.76 (1000m)
Top Speed [km/h] (Section)	70.1 (Overall)
Race State	Finished



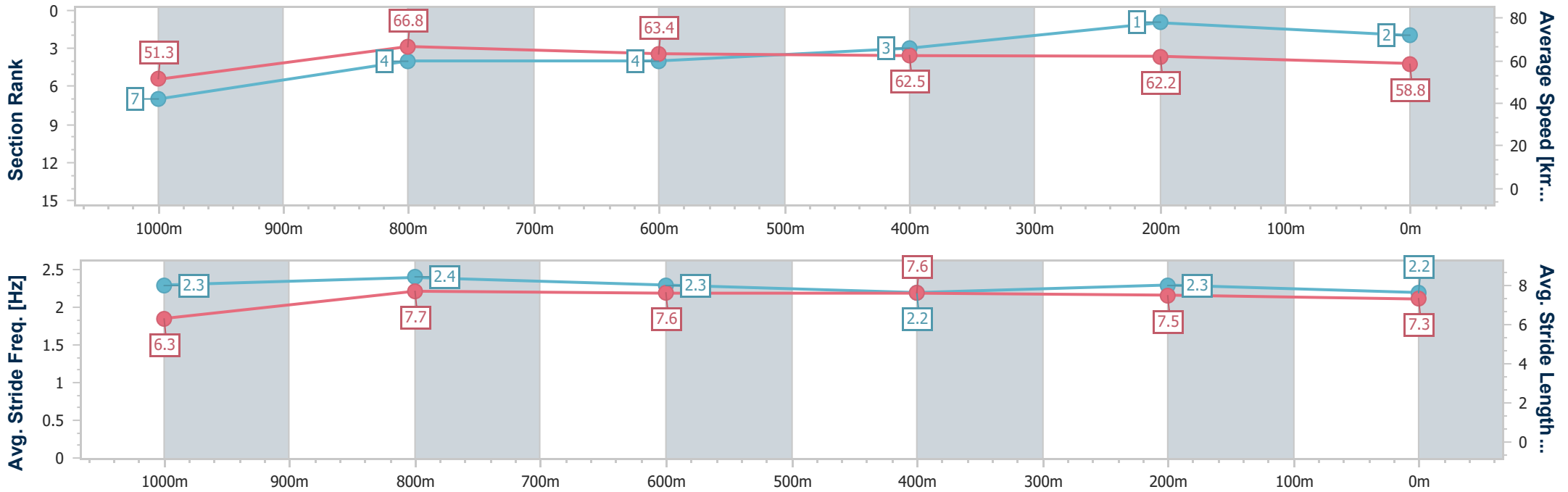
Sunshine Coast QLD Professional  
Race 5: COUNTRY TO COAST BUILDING Class 3 Handicap - 1200m



28 May 2023 - 15:37

Track Rating: Good 4, Weather: Fine, Rail Position: +9m

Section	Overall	1000m	800m	600m	400m	200m
Section Times	1:11.66 [2] (0:14.06)	0:57.60 [7] (0:10.76)	0:46.84 [4] (0:11.47)	0:35.37 [4] (0:11.57)	0:23.80 [3] (0:11.56)	0:12.24 [1] (0:12.24)
Average Speed [km/h]	51.3	66.8	63.4	62.5	62.2	58.8
Top Speed [km/h]	70.1	68.8	63.9	63.6	62.7	61.4
Avg. Dist. to Rail [m]	2.5	0.4	1.6	0.8	1.0	0.7
Avg. Stride Freq. [Hz]	2.3	2.4	2.3	2.2	2.3	2.2
Avg. Stride Length [m]	6.3	7.7	7.6	7.6	7.5	7.3



- [ ] Ranking at each section and finish
- .-.- No data available at this section
- NA No data available



Horse/Jockey Name	Drammatica
Final Rank	3
Fastest Section Time (Section)	0:11.17 (1000m)
Top Speed [km/h] (Section)	66.6 (1000m)
Race State	Finished



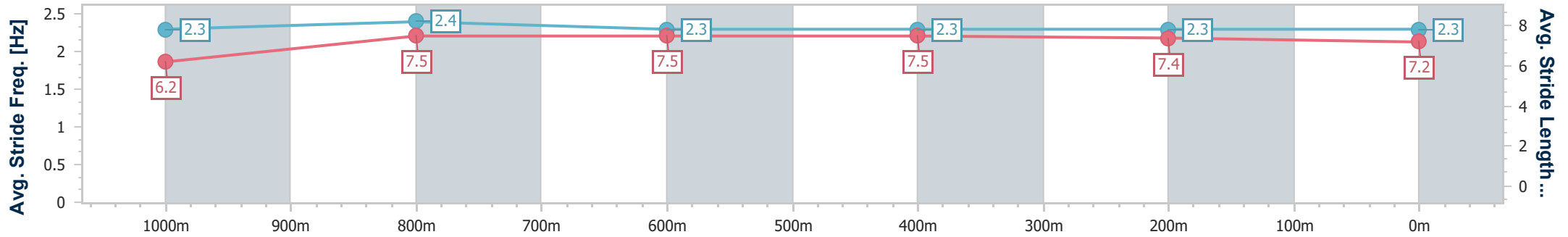
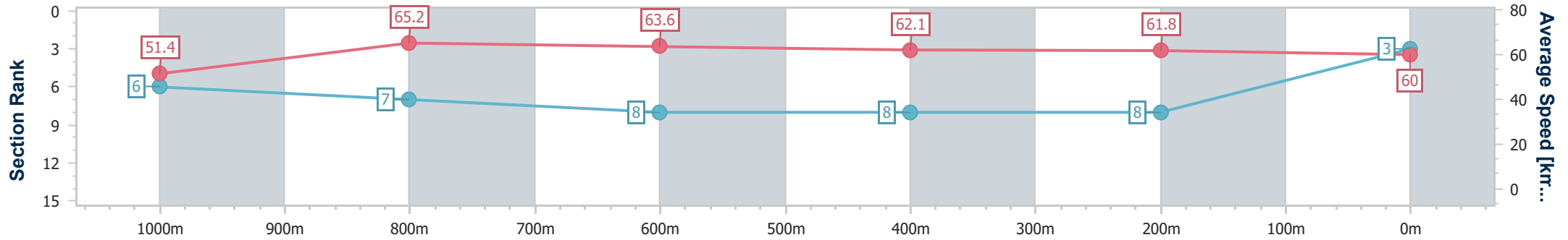
Sunshine Coast QLD Professional  
Race 5: COUNTRY TO COAST BUILDING Class 3 Handicap - 1200m



28 May 2023 - 15:37

Track Rating: Good 4, Weather: Fine, Rail Position: +9m

Section	Overall	1000m	800m	600m	400m	200m
Section Times	1:11.89 [3] (0:13.99)	0:57.90 [6] (0:11.17)	0:46.73 [7] (0:11.43)	0:35.30 [8] (0:11.63)	0:23.67 [8] (0:11.66)	0:12.01 [8] (0:12.01)
Average Speed [km/h]	51.4	65.2	63.6	62.1	61.8	60.0
Top Speed [km/h]	66.6	66.6	64.2	63.7	63.1	61.3
Avg. Dist. to Rail [m]	7.7	4.8	1.4	0.7	2.8	0.8
Avg. Stride Freq. [Hz]	2.3	2.4	2.3	2.3	2.3	2.3
Avg. Stride Length [m]	6.2	7.5	7.5	7.5	7.4	7.2



- [ ] Ranking at each section and finish
- .-.- No data available at this section
- NA No data available



Horse/Jockey Name	Golly Hutt
Final Rank	4
Fastest Section Time (Section)	0:10.98 (1000m)
Top Speed [km/h] (Section)	68.2 (1000m)
Race State	Finished



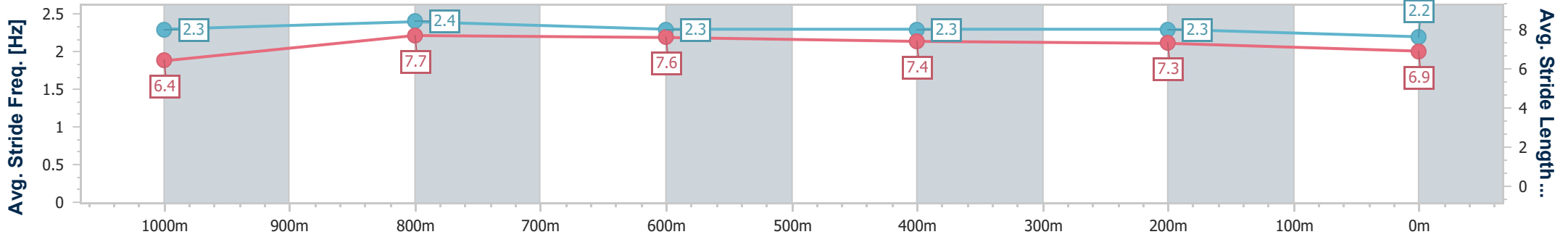
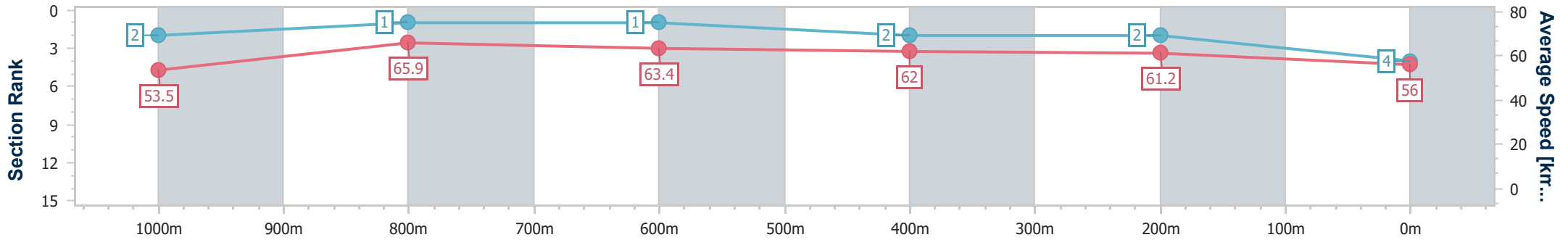
Sunshine Coast QLD Professional  
Race 5: COUNTRY TO COAST BUILDING Class 3 Handicap - 1200m



28 May 2023 - 15:37

Track Rating: Good 4, Weather: Fine, Rail Position: +9m

Section	Overall	1000m	800m	600m	400m	200m
Section Times	1:12.37 [4] (0:13.47)	0:58.90 [2] (0:10.98)	0:47.92 [1] (0:11.53)	0:36.39 [1] (0:11.76)	0:24.63 [2] (0:11.76)	0:12.87 [2] (0:12.87)
Average Speed [km/h]	53.5	65.9	63.4	62.0	61.2	56.0
Top Speed [km/h]	67.9	68.2	63.9	62.7	61.7	60.1
Avg. Dist. to Rail [m]	2.1	1.9	2.9	1.9	1.4	1.3
Avg. Stride Freq. [Hz]	2.3	2.4	2.3	2.3	2.3	2.2
Avg. Stride Length [m]	6.4	7.7	7.6	7.4	7.3	6.9



- [ ] Ranking at each section and finish
- .-.- No data available at this section
- NA No data available



Horse/Jockey Name	Menazzi
Final Rank	5
Fastest Section Time (Section)	0:11.22 (1000m)
Top Speed [km/h] (Section)	67.5 (1000m)
Race State	Finished



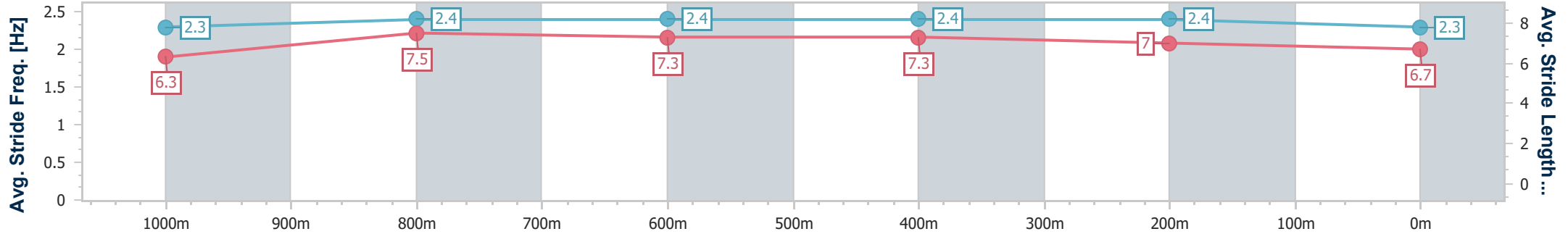
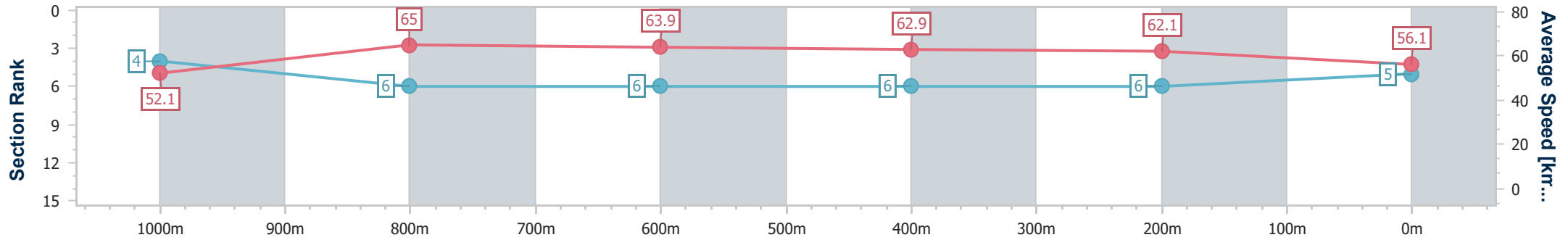
Sunshine Coast QLD Professional  
Race 5: COUNTRY TO COAST BUILDING Class 3 Handicap - 1200m



28 May 2023 - 15:37

Track Rating: Good 4, Weather: Fine, Rail Position: +9m

Section	Overall	1000m	800m	600m	400m	200m
Section Times	1:12.44 [5] (0:13.83)	0:58.61 [4] (0:11.22)	0:47.39 [6] (0:11.40)	0:35.99 [6] (0:11.56)	0:24.43 [6] (0:11.60)	0:12.83 [6] (0:12.83)
Average Speed [km/h]	52.1	65.0	63.9	62.9	62.1	56.1
Top Speed [km/h]	67.5	67.5	64.4	63.4	63.7	61.2
Avg. Dist. to Rail [m]	6.7	4.9	2.3	1.4	4.6	5.4
Avg. Stride Freq. [Hz]	2.3	2.4	2.4	2.4	2.4	2.3
Avg. Stride Length [m]	6.3	7.5	7.3	7.3	7.0	6.7



- [ ] Ranking at each section and finish
- .-.- No data available at this section
- NA No data available



Horse/Jockey Name	Legend Rules
Final Rank	6
Fastest Section Time (Section)	0:10.95 (1000m)
Top Speed [km/h] (Section)	68.4 (1000m)
Race State	Finished



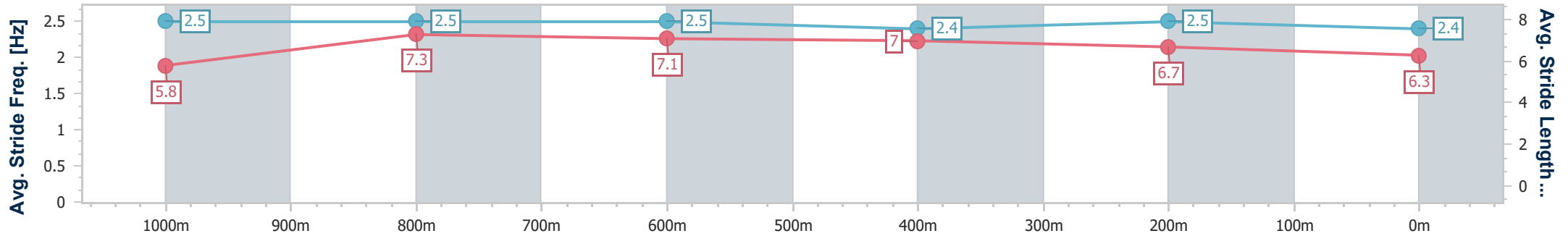
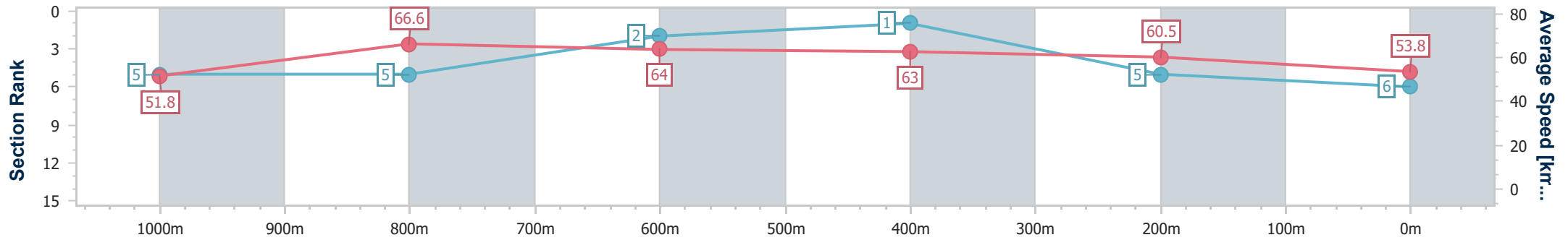
Sunshine Coast QLD Professional  
Race 5: COUNTRY TO COAST BUILDING Class 3 Handicap - 1200m



28 May 2023 - 15:37

Track Rating: Good 4, Weather: Fine, Rail Position: +9m

Section	Overall	1000m	800m	600m	400m	200m
Section Times	1:12.98 [6] (0:13.88)	0:59.10 [5] (0:10.95)	0:48.15 [5] (0:11.31)	0:36.84 [2] (0:11.52)	0:25.32 [1] (0:11.93)	0:13.39 [5] (0:13.39)
Average Speed [km/h]	51.8	66.6	64.0	63.0	60.5	53.8
Top Speed [km/h]	67.7	68.4	64.4	63.5	62.6	58.2
Avg. Dist. to Rail [m]	5.8	3.4	1.1	1.7	4.0	2.8
Avg. Stride Freq. [Hz]	2.5	2.5	2.5	2.4	2.5	2.4
Avg. Stride Length [m]	5.8	7.3	7.1	7.0	6.7	6.3



- [ ] Ranking at each section and finish
- .-.- No data available at this section
- NA No data available



Horse/Jockey Name	Ruinart
Final Rank	7
Fastest Section Time (Section)	0:11.27 (1000m)
Top Speed [km/h] (Section)	68.5 (Overall)
Race State	Finished



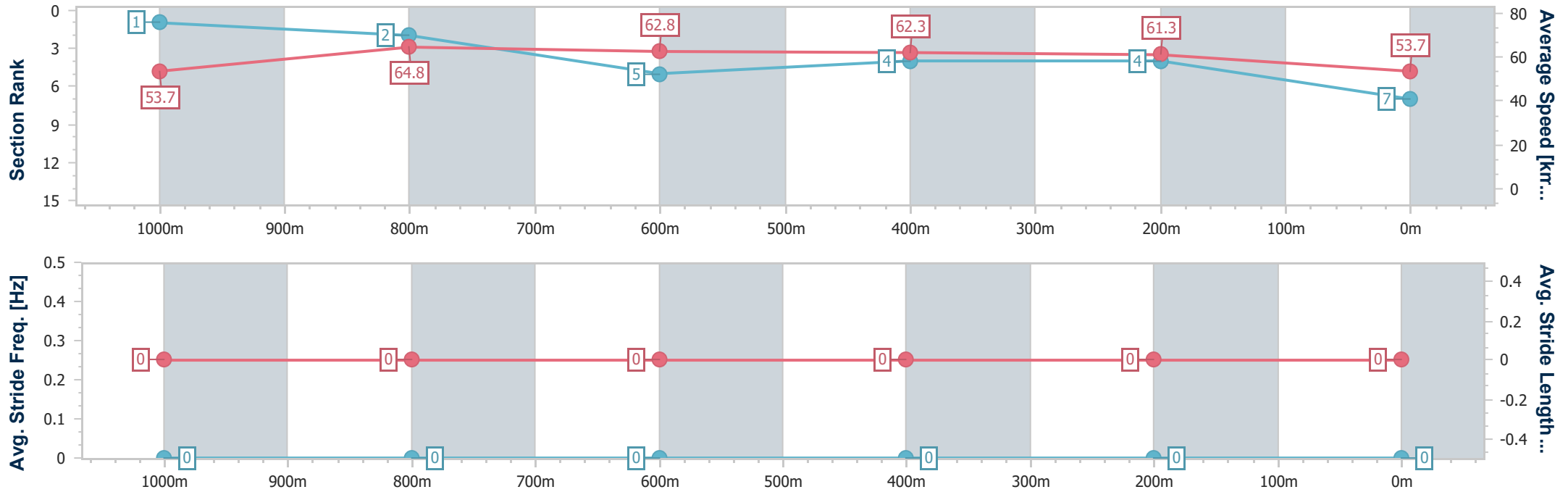
Sunshine Coast QLD Professional  
 Race 5: COUNTRY TO COAST BUILDING Class 3 Handicap - 1200m



28 May 2023 - 15:37

Track Rating: Good 4, Weather: Fine, Rail Position: +9m

Section	Overall	1000m	800m	600m	400m	200m
Section Times	1:13.00 [7] (0:13.41)	0:59.59 [1] (0:11.27)	0:48.32 [2] (0:11.67)	0:36.65 [5] (0:11.51)	0:25.14 [4] (0:11.72)	0:13.42 [4] (0:13.42)
Average Speed [km/h]	53.7	64.8	62.8	62.3	61.3	53.7
Top Speed [km/h]	68.5	67.5	64.2	64.1	64.0	59.3
Avg. Dist. to Rail [m]	5.9	5.2	2.9	1.2	1.2	3.0
Avg. Stride Freq. [Hz]	---	---	---	---	---	---
Avg. Stride Length [m]	---	---	---	---	---	---



- [ ] Ranking at each section and finish
- No data available at this section
- NA No data available





Horse/Jockey Name	Sacca
Final Rank	8
Fastest Section Time (Section)	0:11.24 (1000m)
Top Speed [km/h] (Section)	67.2 (Overall)
Race State	Finished



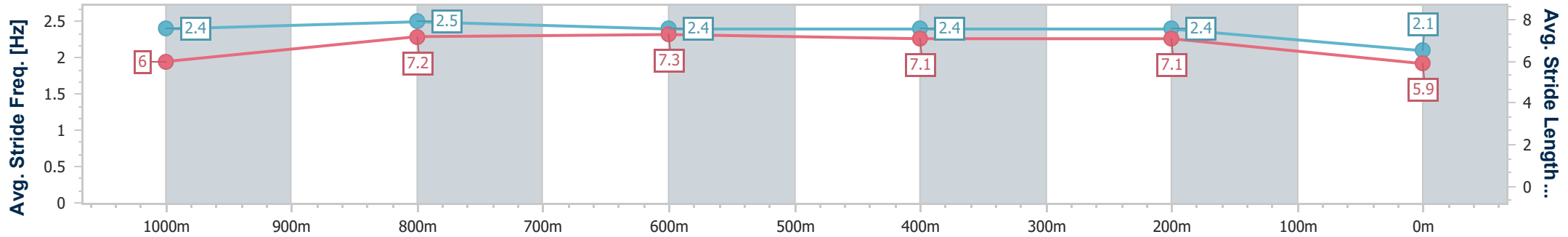
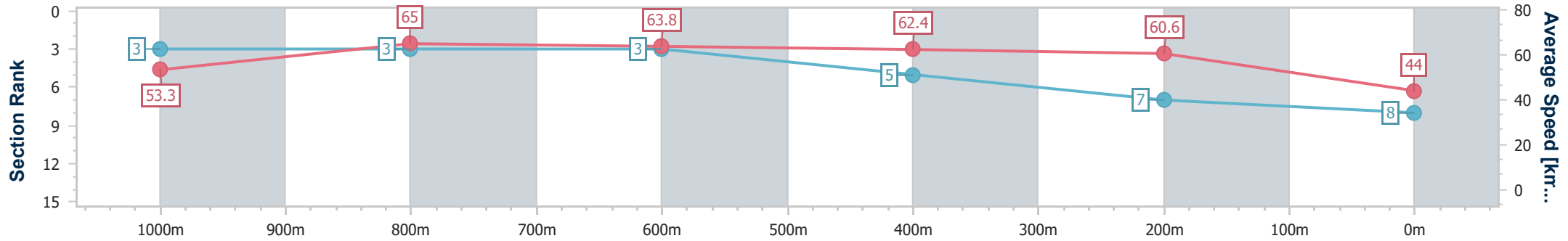
Sunshine Coast QLD Professional  
Race 5: COUNTRY TO COAST BUILDING Class 3 Handicap - 1200m



28 May 2023 - 15:37

Track Rating: Good 4, Weather: Fine, Rail Position: +9m

Section	Overall	1000m	800m	600m	400m	200m
Section Times	1:16.19 [8] (0:13.52)	1:02.67 [3] (0:11.24)	0:51.43 [3] (0:11.49)	0:39.94 [3] (0:11.69)	0:28.25 [5] (0:11.91)	0:16.34 [7] (0:16.34)
Average Speed [km/h]	53.3	65.0	63.8	62.4	60.6	44.0
Top Speed [km/h]	67.2	66.2	64.8	63.1	62.8	55.9
Avg. Dist. to Rail [m]	4.9	5.2	3.1	2.3	4.3	4.7
Avg. Stride Freq. [Hz]	2.4	2.5	2.4	2.4	2.4	2.1
Avg. Stride Length [m]	6.0	7.2	7.3	7.1	7.1	5.9



- [ ] Ranking at each section and finish
- .-.- No data available at this section
- NA No data available